

**stylex**

**Trim**

PRICE LIST

Effective January 01, 2026

# General Information

## STYLEX PRICE LIST

### GENERAL INFORMATION

**Terms**  
Net 30 days from date of invoice, D. A. P. Delanco, New Jersey

**Damaged Shipments**  
All Stylex products are carefully inspected before they are packed in sturdy cartons designed to satisfy shipping requirements. Stylex is not responsible for damage in shipment. The transportation company assumes responsibility for delivering products to you in good condition when the bill of lading (BOL) is signed. Any damages not documented on the Bill of Lading (BOL) will not be Stylex responsibility. Ensure all damages are clearly noted before signing the BOL. You protect yourself by refusing shipments showing damage or shortage until the transportation company has noted on the delivery sheet the extent of damage or shortage. Concealed damage should be reported to the carrier as soon as discovered, but no later than 5 days after receiving shipment.

**Return/Restocking Policy**  
Return shipments will not be accepted unless specifically authorized by Stylex in writing. The Return Authorization number should be clearly marked on the carton. All shipments must be returned in the same size carton shipped prepaid on the customer’s account. If return charges are incurred by Stylex, they will be charged back to customers. Please contact your account manager for any freight return assistance. Merchandise must be returned unused. Returned merchandise is subject to a 35% restocking fee.

**Special Products**  
Modifications to standard products will be considered for large runs. Contact factory for price quotations.

**Design Changes**  
In keeping with modern manufacturing advances, Stylex reserves the right to incorporate minor modifications and design changes in products without notice.

**Cancellation/Change Order Policy**  
Regarding requests for order cancellation and/or order modification, please see the following page for further details.

### WARRANTY

Except as provided below, Stylex warrants exclusively to the original Purchaser of our product that all parts, under normal use and service, will be free from defects in workmanship and material for a period of ten (10) years from the date of purchase. “Normal use and service” means that the product will be used in a typical office environment for 40-45 hours per week.

This warranty is subject to the following limitations, exclusions and provisions:

Limitations involving materials and components:

**Wood components of plywood stacking chairs**  
(such as Brooks and Welcome)  
5 years

**Upholstery**  
(including mesh used for Click, F4, Insight, and Zephyr Mesh)  
3 years

**SAVA Mesh**  
10 years

**Pneumatic Cylinders**  
3 years

**COM Upholstery**  
No warranty  
Stylex makes every effort to ensure that the COM Upholstery it approves is suitable for the intended use. Nevertheless, we will not warrant, and assume no responsibility for, the durability or tailoring quality of any COM or COL . If you have any concerns about the ultimate appearance of any covering, please order an upholstered sample.

**Painted Stack Chair Frames**  
No Warranty  
We will not warrant the finish of painted stack chair frames against damage from stacking. Please order chrome frames for chairs that will be stacked.

**Felt Glides**  
No warranty  
Due to the different surfaces on which felt glides may be used, we cannot warrant their durability over time.

If this product fails during normal use and service within the applicable warranty period (other than through normal wear and tear), please submit a warranty claim at [stylexdesign.com/warranty-claim/](http://stylexdesign.com/warranty-claim/). Quantity, model details, description of issue, and Stylex certified labels are required for submission. PLEASE DO NOT RETURN PARTS OR THE PRODUCT TO STYLEX UNLESS INSTRUCTED TO DO SO BY STYLEX. Stylex will, at its discretion, either repair or replace the defective product or part at no cost. Labor requests must receive approval and will be authorized on a case-by-case basis. We will only reimburse for labor costs directly incurred, excluding any travel-related expenses. Purchaser may be required (at the option of Stylex) to return to Stylex at Purchaser’s expense any defective part with all freight or shipping charges prepaid. The foregoing warranty shall be void if the product has been altered or repaired (other than by Stylex). The warranty does not cover damage to the product caused by accident, neglect, misuse, abuse, modification to the product by anyone other than Stylex or damage caused by use of the product for a purpose other than that for which it was designed. This warranty extends only to the original Purchaser of the product.

**No Other Warranties**  
This warranty is in lieu of all other warranties, expressed or implied, including, but not limited to, implied warranties of merchantability and fitness for a particular purpose. The rights and remedies provided herein are the exclusive rights and remedies of the original purchaser of the product.

**No Liability For Damages**  
In no event shall Stylex or its suppliers be responsible or liable for any special, indirect, consequential, or incidental damages. In no event shall the liability of Stylex exceed the actual purchase price paid to Stylex for the product.

**Out of Warranty Products**  
For all products no longer covered by our warranty, please refer to our Design for Durability and Upgradability Policy. Contact your Account Manager if you would like to purchase any replaceable components to further extend the life of any Stylex seating product. This warranty applies to all Stylex products purchased on April 13, 2018, and thereafter.

### PRODUCT TAKE BACK PROGRAM

In order to be good stewards of our products, Stylex offers a pathway towards a Product Take Back Program as a more viable solution to the end of our products’ originally intended life.

Stylex supports the sustainable programs of ANEW and offers their added value to our clients through a comprehensive take-back solution for surplus office furniture and materials of any kind, in any condition. AN EW is a 501(c)(3) non-profit organization that exists to provide companies with smart, cost effective alternatives for their surplus furniture and other items with the priority of matching it to non- profits, public agencies and the underserved, within the local community of the project site. Corporate Social Responsibility is raised while the impact on the environment is lowered by diverting products and materials otherwise destined for landfill.

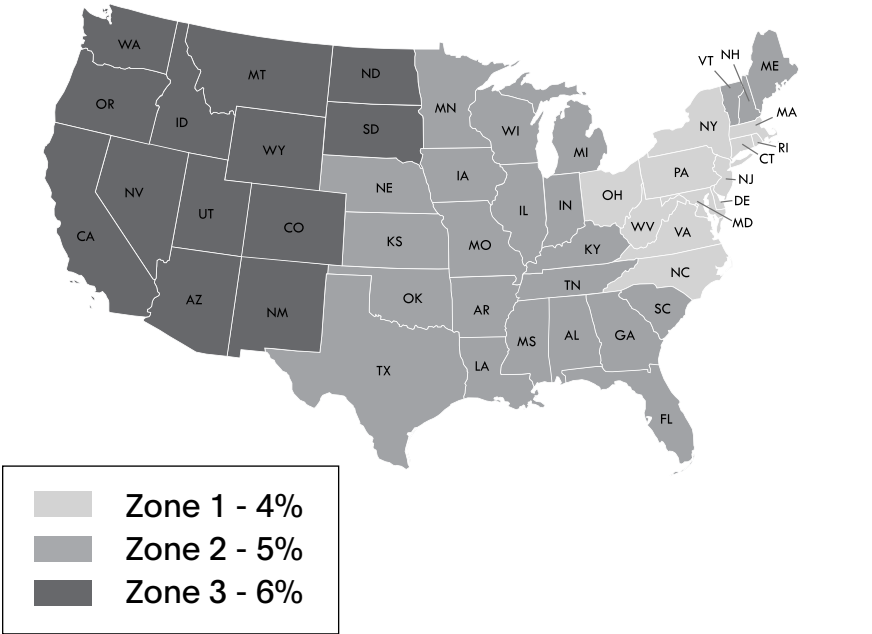
Stylex is proud to offer ANEW to customers dedicated to strengthening their community network by repurposing their furniture, fixtures and architectural materials to those in need. In 2014, Stylex committed to making this relationship a part of our strategic sales strategy. Visit [www.anewfound.org](http://www.anewfound.org) to find out more.

To initiate a Product Take Back strategy through ANEW, contact Stylex Account Management at 800-257-5742.

For other end of life recovery options, please see our Product Disassembly Instructions and End of Life Recovery Options documents available on our website in the resources section of each product in our line.

### FREIGHT PROGRAM

Freight charges will be calculated as a percentage of the net product price and added to the invoice at the time of shipment. The continental United States has been divided into three zones. Please use the map below to determine freight charges for the product’s destination. Minimum freight charge is \$250. Please let us know if you will be shipping to a residential address or require inside delivery as this requires an additional fee. Also please note we need to be made aware if a liftgate is required prior to delivery. If any requests are made at the time of delivery, applicable charges will apply.



ZONE 1 - 4%	ZONE 2 - 5%	ZONE 3 - 6%
Connecticut	Alabama	Arizona
Delaware	Arkansas	California
New York	Canada, Ontario	Colorado
New Jersey	Canada, Quebec	Idaho
Maryland	Florida	Montana
Massachusetts	Georgia	Nevada
North Carolina	Iowa	New Mexico
Ohio	Illinois	North Dakota
Pennsylvania	Indiana	Oregon
Rhode Island	Kansas	South Dakota
Virginia	Kentucky	Utah
Washington D.C.	Louisiana	Washington
West Virginia	Nebraska	Wyoming
	New Hampshire	<b>Quote Per Project</b>
	Oklahoma	Alaska
	Maine	Hawaii
	Michigan	Canada
	Minnesota	(outside Ontario
	Missouri	& Quebec)
	Mississippi	Mexico
	South Carolina	
	Tennessee	
	Texas	
	Vermont	
	Wisconsin	

# General Information

## STYLEX PRICE LIST

### CHANGE ORDER REQUEST & POLICY

Please be advised that requests for order cancellations and/or modifications are subject to the following fees, pending approval:

- Approved cancellations are subject to a one-time 15% cancellation fee.
- Approved order changes are subject to a one-time \$250 change order fee.

Once an order has entered the production phase, it cannot be altered or canceled under any circumstances.

All requests for cancellations or order changes must be submitted in writing and will only be considered valid upon written approval by Stylex.

Order changes without penalty shall be accepted per the following:

- Chairs: 2 weeks following production date confirmation
- Tables: 3 weeks following production date confirmation
- Lounge: 3 weeks following production date confirmation

If the request falls within this timeframe, the customer must submit an order change request according to the below. Failure to include the following information can result in delays or denial of the change. Please Note - order changes are subject to being redated; Stylex does not hold production dates for revised orders.

A new Purchase Order and drawing (for modular lounge) must be included along with the following information:

- Stylex Sales Order # (SO#) you're requesting to change
- Date of Request – When the change is submitted
- Dealer Name – Name of dealer making request
- Reason for Change – Why the change is requested (design change, error, site change, etc.)
- Line number(s) being changed
- Original/New part number
- Detailed explanation of the change (examples: size change, finish change, quantity change, etc.)
- Original/New quantity, if changing
- Original/New finishes, if changing

Alternatively, you may submit a copy of the acknowledgment with change details noted on the affected lines. Attach new drawing or marked-up order drawing.

### TEXTILE PARTNERS & APPROVALS

**Textile Partners**  
To customize your furniture performance needs and design vision, Stylex offers a wide selection of in-graded leathers and textiles from Grades A through Y. We've partnered with leading manufacturers on the options, focusing on color, price, durability, and construction. To view our partners and explore our digital carded program with broadly approved textiles, visit [this page](#). We stand by these textiles: They're tried and tested, and will effortlessly fit into any design aesthetic.

**Textile Approvals**  
All textiles must be approved for the product you are specifying. For the related approved textile lists, visit [this page](#).

### CAL 117 AND 133 COMPLIANCE

**CAL 117-2013**  
CAL 117-2013 compliance is a requirement for all textiles applied on our seating products. All Stylex seating products meet this standard.

**CAL 133**  
Most Stylex seating can be ordered to meet the requirements of CAL 133. When ordering, simply specify "CAL 133 compliance required". The upcharge for this option is \$54 list per yard. Please refer to the COM yardage of each model to determine the number of yards required. We do frequently require full-scale burn tests in order to certify CAL 133 before an order will be accepted. Such burn tests may increase normal lead times and do carry additional charges. Please contact your Stylex account manager for details.

### CUSTOMER'S OWN MATERIAL/LEATHER

Customer's own material (COM) and customer's own leather (COL) will generally be upholstered at the price designated in each product's price list. Please be advised, however, that we specifically reserve the right to charge a higher price when we determine that special circumstances, such as unusual repeats or challenging materials, present themselves. All orders for custom coverings must be approved by Stylex before they will be accepted for production. To submit proposed textile for approval, please use the COM form [here](#).

**Special Note:**  
We assume no responsibility for the durability or tailoring quality of any COM or COL. Directional covers in particular may not meet your satisfaction due to the design of certain products. Please be advised that COM and COL orders are not subject to return. If you have doubts about the ultimate appearance of certain coverings, please order a sample done with that specific COM or COL. In addition, while we inspect fabrics for mill imperfections, some are difficult to recognize. We cannot be responsible for defects, color inaccuracies, dye lot variations, or other flaws.

Under no circumstances will we be responsible for COM shortages, flaws, or other such problems. Finally, it is not our responsibility to police the receipt of COM's in order to meet delivery deadlines, and we assume our customers are aware of any undue delay in the shipment of their COM fabrics.

**COM fabric and COL leather should be sent prepaid to: Stylex**  
**Attn: COM/COL - [Your Stylex PO #]**  
**740 Coopertown Road**  
**Delanco, NJ 08075**

**All COM/COL sent to Stylex must be accompanied with a packing list which indicates the dealers' name, Stylex corresponding PO number, sales order number, COM/COL supplier name, textile pattern, colorway and shipped quantity. Stylex requires COM to be sent in as continuous yardage in the same dielot.**

Yardage requirements shown in the price list are based on non-directional goods of 54" width. Fabrics less than 54" wide or those requiring matching (stripes, prints, or large patterned designs) call for additional yardage and can be calculated upon request.

### COM/COL FORM

To avoid delay in processing COM orders we request that you submit a sample of your COM textile stapled to this form which can be downloaded [here](#). If a textile has a stripe or design, the size of the repeat should be indicated. Please indicate the textile supplier's name, textile number, and color. Also indicate the Stylex product on which the textile will be used. If a certain direction of application is required, please ensure that information is communicated directly to your Stylex account manager.

The fabric supplier must indicate on his shipping labels the dealer name and purchase order number as well as the Stylex model number.

**Please Note:**  
No order may be entered into production or have a shipping date assigned until all related COM is received at the factory.



### CENTER OF STRIPE OR DESIGN

TOP OF CHAIR	TOP OF CHAIR
--------------	--------------

1. Size of Repeat
2. Textile Supplier
3. Textile Number
4. Color
5. Stylex Product

# Contents













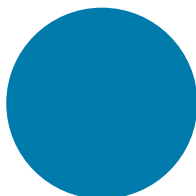











COLORS, MATERIALS, AND FINISHES	5	SIDE TABLE	9
OVERVIEW AND DIMENSIONS	6	COFFEE TABLE	10
TYPICALS	7	PULL-UP TABLE	16
HOW TO ORDER	8		

CLICK THE TITLES ABOVE TO NAVIGATE THROUGH THE DOCUMENT  
PRODUCT HEADERS ON SUBSEQUENT PAGES LINK BACK TO THIS PAGE

# Trim

COLORS, MATERIALS, AND FINISHES






## POWDER COATED METAL FINISHES

						
MILK (MK)	SAND (SD)	PALE YELLOW (PY)	TERRACOTTA (TC)	LIPSTICK RED (LR)	RED ORANGE (RO)	RUSTY RED (RR)
						
DUSTY PINK (DP)	LIGHT PISTACHIO (LP)	MEADOW GREEN (MG)	DARK SAGE (DS)	SOFT BLUE (SB)	BLUE (BL)	MIDNIGHT BLUE (MB)
						
LILAC GRAY (LL)	LIGHT GRAY (LG)	CHAMPAGNE (CP)	METALLIC SILVER (MS)	NICKEL (NK)	OCHRE (OC)	TAUPE (TP)
						
DARK BRONZE (DB)	DARK GRAY (DG)	BLACK MATTE (BM)				





## GRADE 1 LAMINATE FINISHES

					
DESIGNER WHITE (01)	ALABASTER (02)	WALLABY (03)	DOVE GREY (05)	SLATE GREY (07)	BLACK (09)
					
FUSION MAPLE (10)	MONTICELLO MAPLE (11)	CASTLE OAK (18)	RIVER CHERRY (12)	WALNUT HEIGHTS (14)	ASIAN NIGHT (17)

## GRADE 2 LAMINATE FINISHES

				
BIANCO KOS (41)	GRIGIO EFESO (42)	GRIGIO LONDRA (43)	GRIGIO BROMO (44)	NERO INGO (45)

## CAESARSTONE®

			
PURE WHITE (65)	STATUARIO NUVO (96)	SLEEK CONCRETE (52)	JET BLACK (51)

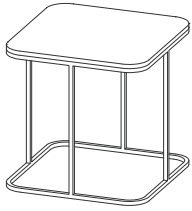
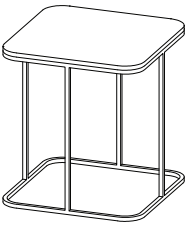


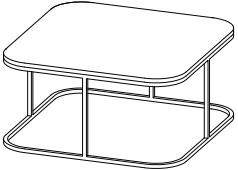
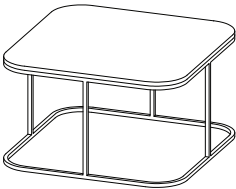
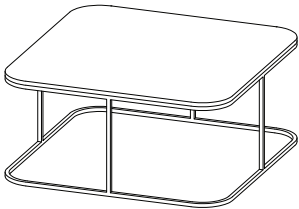
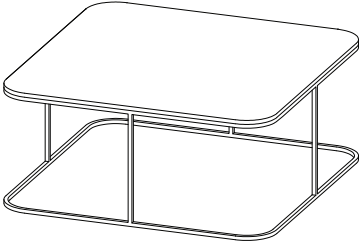
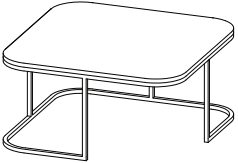
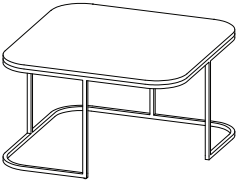
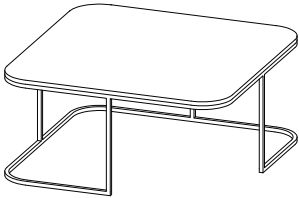
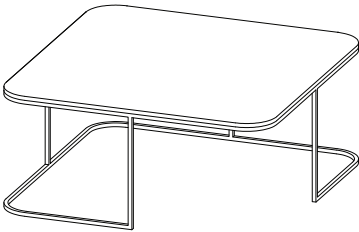
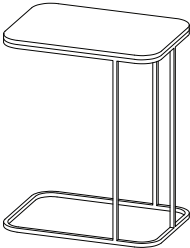
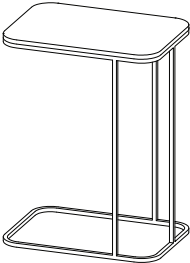
## SOLID SURFACE

				
ARCTIC WHITE (01)	IVORY WHITE (03)	GREY (04)	STEEL GREY (05)	BLACK (06)

## SOLID WOOD

	
WHITE OAK (81)	WALNUT (85)



SIDE TABLES			
<div>18D x 18W x 18H</div> <div>Closed</div> <div></div>	<div>18D x 18W x 20H</div> <div>Closed</div> <div></div>		
<div>18D x 18W x 18H</div> <div>Open</div> <div></div>	<div>18D x 18W x 20H</div> <div>Open</div> <div></div>		
COFFEE TABLES			
<div>24D x 24W x 12H</div> <div>Closed</div> <div></div>	<div>24D x 24W x 14H</div> <div>Closed</div> <div></div>	<div>30D x 30W x 14H</div> <div>Closed</div> <div></div>	<div>36D x 36W x 16H</div> <div>Closed</div> <div></div>
<div>24D x 24W x 12H</div> <div>Open</div> <div></div>	<div>24D x 24W x 14H</div> <div>Open</div> <div></div>	<div>30D x 30W x 14H</div> <div>Open</div> <div></div>	<div>36D x 36W x 16H</div> <div>Open</div> <div></div>
PULL-UP TABLES			
<div>20D x 14W x 24.5H</div> <div>Lounge</div> <div></div>	<div>20D x 14W x 26.5H</div> <div>Task</div> <div></div>		

PRODUCT INFORMATION

Design

Chris Adamick

Bases

Trim bases are constructed from ½” square steel rod. The bottom frame loop is available in open and closed configurations, providing variations in appearance and nesting capability. Plastic glides are connected to the bottom surface of the frame. Attachment of tops is done through a simple hardware connection or adhesive-backed tape.

Tops

Tops vary in thickness, depending on top surface selection. Overall visible thickness of each top is 3/32” for Steel tops and 1/2” for all other options - Solid Wood, Caesarstone, Solid Surface, and Laminate.

Use

Designed for indoor use only.

Performance Standards

Manufactured to comply with:  
ANSI/BIFMA X5.5 Desk and Table Products


Certifications

GREENGUARD GOLD- Caesarstone, Metal, Solid Surface  
GREENGUARD - Laminate, Solid Wood  
LEVEL® 2

# Trim

## SPECIFICATION GUIDE: TYPICALS, COFFEE TABLES


### GROUP 1 - SIDE NESTING, LARGE



QTY	MODEL	DESCRIPTION	LIST
1	TR181818OMT	Side, 18D x 18W x 18H, Open	998
1	TR181820OMT	Side, 18D x 18W x 20H, Open	1,016

Total List Price 2,014


### GROUP 2 - COFFEE NESTING, SMALL



QTY	MODEL	DESCRIPTION	LIST
1	TR242412OMT	Coffee, 24D x 24W x 12H, Open	1,311
1	TR242414OMT	Coffee, 24D x 24W x 14H, Open	1,323

Total List Price 2,634

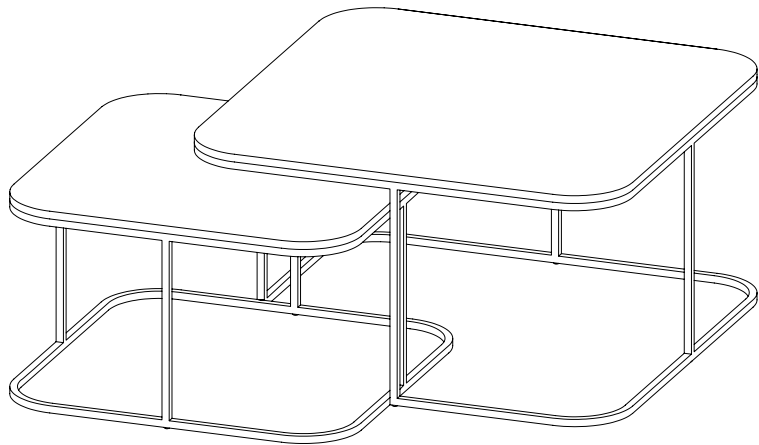
### GROUP 3 - COFFEE NESTING, LARGE



QTY	MODEL	DESCRIPTION	LIST
1	TR303014OMT	Coffee, 30D x 30W x 14H, Open	1,443
1	TR303016OMT	Coffee, 30D x 30W x 16H, Open	1,459

Total List Price 2,789

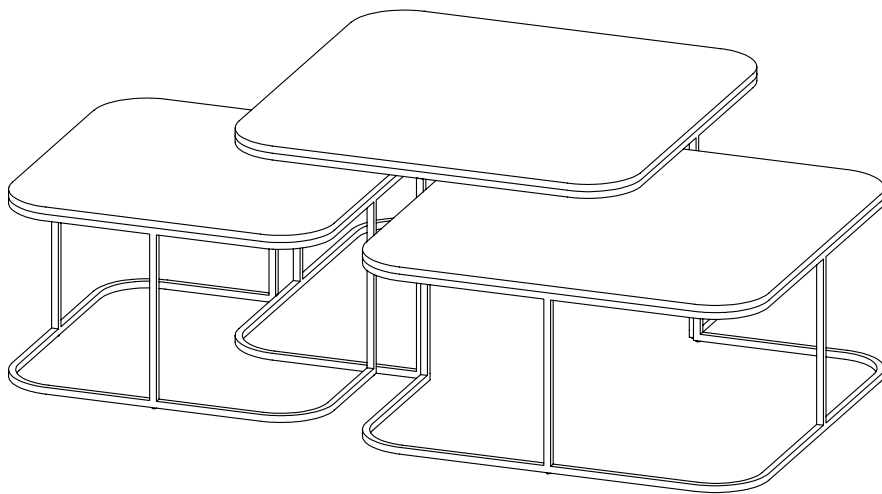
### GROUP 4 - COFFEE NESTING, OPEN/CLOSED



QTY	MODEL	DESCRIPTION	LIST
1	TR303016OMT	Coffee, 30D x 30W x 16H, Open	1,459
1	TR242414OMT	Coffee, 24D x 24W x 14H, Closed	1,323

Total List Price 2,782

### GROUP 5 - COFFEE NESTING, TRIPLE



QTY	MODEL	DESCRIPTION	LIST
1	TR303016OMT	Coffee, 30D x 30W x 16H, Open	1,459
1	TR303014OMT	Coffee, 30D x 30W x 14H, Open	1,443
1	TR242414OMT	Coffee, 24D x 24W x 14H, Open	1,323

Total List Price 4,225

# Trim

SPECIFICATION GUIDE: HOW TO ORDER

## MODEL CODE BREAKDOWN

Sample Model Code: TR141416OSW81BM

1. Series

2. Model

3. Style

4. Top Material

5. Top Finish

6. Base Finish



TR

181818

O

SW

81

BM

### Series

TR TRIM

### Model

181818	SIDE TABLE 18"W X 18"L X 18" H
181820	SIDE TABLE 18 W X 18 L X 20 H
2014245	LOUNGE PULL UP TABLE 20 W X 14 L X 24.5 H
2014265	TASK PULL UP TABLE 20 W X 14 L X 26.5 H
242412	COFFEE TABLE 24 W X 24 L X 12 H
242414	COFFEE TABLE 24 W X 24 L X 14 H
303014	COFFEE TABLE 30 W X 30 L X 14 H
303016	COFFEE TABLE 30 W X 30 L X 16 H
363616	COFFEE TABLE 36 W X 36 L X 16 H

### Style

C	CLOSED
O	OPEN

### Top Material

MT	METAL
SW	SOLID WOOD
CS	CAESARSTONE
SS	SOLID SURFACE
LMG1	LAMINATE GRADE 1
LMG2	LAMINATE GRADE 2

### Laminate Grade 1

01	DESIGNER WHITE
02	ALABASTER
03	WALLABY
05	DOVE GRAY
07	SLATE GRAY
09	BLACK
10	FUSION MAPLE
11	MONTICELLO MAPLE
12	RIVER CHERRY
14	WALNUT HEIGHTS
17	ASIAN NIGHT
18	CASTLE OAK

### Laminate Grade 2

41	BIANCO KOS
42	GRIGIO EFESO
43	GRIGIO LONDRA
44	GRIGIO BROMO
45	NERO INGO

### Solid Wood

81	WHITE OAK
85	WALNUT

### Caesarstone

51	JET BLACK
52	SLEEK CONCRETE
65	PURE WHITE
96	STATUARIO NUVO

### Solid Surface

01	ARCTIC WHITE
03	IVORY WHITE
04	GRAY
05	STEEL GRAY
06	BLACK

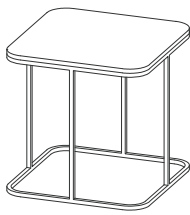

### Standard Powder Coated Metal

BL	BLUE
BM	BLACK MATTE
CP	CHAMPAGNE
DB	DARK BRONZE
DG	DARK GRAY
DP	DUSTY PINK
DS	DARK SAGE
LG	LIGHT GRAY
LL	LILAC GRAY
LP	LIGHT PISTACHIO
LR	LIPSTICK RED
MB	MIDNIGHT BLUE
MG	MEADOW GREEN
MK	MILK
MS	METALLIC SILVER
NK	NICKEL
OC	OCHRE
PY	PALE YELLOW
RO	RED ORANGE
RR	RUSTY RED
SB	SOFT BLUE
SD	SAND
TC	TERRACOTTA
TP	TAUPE



# Trim

SIDE TABLE: 18D X 18W X 18H

TITLE	SERIES	DEPTH	WIDTH	HEIGHT	STYLE	MAT		DIMENSIONS	PRICE
	TR	18	18	18	C	MT	Metal	18D x 18W x 18H	998
						SW	Solid Wood		1,863
						CS	Caesarstone		2,993
						SS	Solid Surface		2,426
						LM	Laminate		1,318
	TR	18	18	18	O	MT	Metal	18D x 18W x 18H	998
						SW	Solid Wood		1,863
						CS	Caesarstone		2,993
						SS	Solid Surface		2,426
						LM	Laminate		1,318

To Order Select Below

1. Series/Model

TR181818

Trim  
Side Table  
18D x 18W x 18H

2. Style

C    CLOSED

O    OPEN

3. Top Material

MT    METAL

SW    SOLID WOOD

CS    CAESARSTONE

SS    SOLID SURFACE

LMG1    LAMINATE GRADE 1

LMG2    LAMINATE GRADE 2

4. Top Finish

Laminate Grade 1

01    DESIGNER WHITE

02    ALABASTER

03    WALLABY

05    DOVE GRAY

07    SLATE GRAY

09    BLACK

10    FUSION MAPLE

11    MONTICELLO MAPLE

12    RIVER CHERRY

14    WALNUT HEIGHTS

17    ASIAN NIGHT

18    CASTLE OAK

Laminate Grade 2

+73

41    BIANCO KOS

42    GRIGIO EFESO

43    GRIGIO LONDRA

44    GRIGIO BROMO

45    NERO INGO

Solid Wood

81    WHITE OAK

85    WALNUT

+249

Caesarstone

51    JET BLACK

52    SLEEK CONCRETE

65    PURE WHITE

+115

96    STATUARIO NUVO

+629

Solid Surface

01    ARCTIC WHITE

03    IVORY WHITE

04    GREY

+491

05    STEEL GREY

+697

06    BLACK

+100

5. Base Finish

Standard Powder Coated Metal

BL    BLUE

MG    MEADOW GREEN

BM    BLACK MATTE

MK    MILK

CP    CHAMPAGNE

MS    METALLIC SILVER

DB    DARK BRONZE

NK    NICKEL

DG    DARK GRAY

OC    OCHRE

DP    DUSTY PINK

PY    PALE YELLOW

DS    DARK SAGE

RO    RED ORANGE

LG    LIGHT GRAY

RR    RUSTY RED

LL    LILAC GRAY

SB    SOFT BLUE

LP    LIGHT PISTACHIO

SD    SAND

LR    LIPSTICK RED

TC    TERRACOTTA


MB    MIDNIGHT BLUE

TP    TAUPE

Selected Base Finish is automatically applied to Metal Top choice.

# Trim

SIDE TABLE: 18D X 18W X 20H

TITLE	SERIES	DEPTH	WIDTH	HEIGHT	STYLE	MAT		DIMENSIONS	PRICE
	TR	18	18	20	C	MT	Metal	18D x 18W x 20H	1,016
						SW	Solid Wood		1,883
						CS	Caesarstone		3,002
						SS	Solid Surface		2,435
						LM	Laminate		1,328
	TR	18	18	20	O	MT	Metal	18D x 18W x 20H	1,016
						SW	Solid Wood		1,883
						CS	Caesarstone		3,002
						SS	Solid Surface		2,435
						LM	Laminate		1,328

To Order Select Below

1. Series/Model

TR181820

Trim  
Side Table  
18D x 18W x 20H

2. Style

C    CLOSED

O    OPEN

3. Top Material

MT    METAL

SW    SOLID WOOD

CS    CAESARSTONE

SS    SOLID SURFACE

LMG1    LAMINATE GRADE 1

LMG2    LAMINATE GRADE 2

4. Top Finish

Laminate Grade 1

01    DESIGNER WHITE

02    ALABASTER

03    WALLABY

05    DOVE GRAY

07    SLATE GRAY

09    BLACK

10    FUSION MAPLE

11    MONTICELLO MAPLE

12    RIVER CHERRY

14    WALNUT HEIGHTS

17    ASIAN NIGHT

18    CASTLE OAK

Laminate Grade 2    +73

41    BIANCO KOS

42    GRIGIO EFESO

43    GRIGIO LONDRA

44    GRIGIO BROMO

45    NERO INGO

Solid Wood

81    WHITE OAK

85    WALNUT    +249

Caesarstone

51    JET BLACK

52    SLEEK CONCRETE

65    PURE WHITE    +115

96    STATUARIO NUVO    +629

Solid Surface

01    ARCTIC WHITE

03    IVORY WHITE

04    GREY    +491

05    STEEL GREY    +697

06    BLACK    +100

5. Base Finish

Standard Powder Coated Metal

BL    BLUE

BM    BLACK MATTE

CP    CHAMPAGNE

DB    DARK BRONZE

DG    DARK GRAY

DP    DUSTY PINK

DS    DARK SAGE

LG    LIGHT GRAY

LL    LILAC GRAY

LP    LIGHT PISTACHIO

LR    LIPSTICK RED

MB    MIDNIGHT BLUE

MG    MEADOW GREEN

MK    MILK

MS    METALLIC SILVER

NK    NICKEL

OC    OCHRE

PY    PALE YELLOW

RO    RED ORANGE

RR    RUSTY RED

SB    SOFT BLUE

SD    SAND

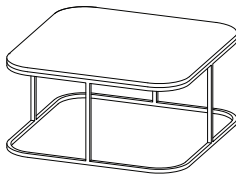
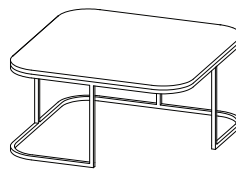
TC    TERRACOTTA

TP    TAUPE

Selected Base Finish is automatically applied to Metal Top choice.

# Trim

COFFEE TABLE: 24D X 24W X 12H

TITLE	SERIES	DEPTH	WIDTH	HEIGHT	STYLE	MAT		DIMENSIONS	PRICE
	TR	24	24	12	C	MT	Metal	24D x 24W x 12H	1,311
						SW	Solid Wood		2,256
						CS	Caesarstone		3,480
						SS	Solid Surface		2,453
						LM	Laminate		1,496
	TR	24	24	12	O	MT	Metal	24D x 24W x 12H	1,311
						SW	Solid Wood		2,256
						CS	Caesarstone		3,480
						SS	Solid Surface		2,453
						LM	Laminate		1,496

To Order Select Below

1. Series/Model

TR242412

Trim  
Coffee Table  
24D x 24W x 12H

2. Style

C    CLOSED

O    OPEN

3. Top Material

MT    METAL

SW    SOLID WOOD

CS    CAESARSTONE

SS    SOLID SURFACE

LMG1    LAMINATE GRADE 1

LMG2    LAMINATE GRADE 2

4. Top Finish

Laminate Grade 1

01    DESIGNER WHITE

02    ALABASTER

03    WALLABY

05    DOVE GRAY

07    SLATE GRAY

09    BLACK

10    FUSION MAPLE

11    MONTICELLO MAPLE

12    RIVER CHERRY

14    WALNUT HEIGHTS

17    ASIAN NIGHT

18    CASTLE OAK

Laminate Grade 2

41    BIANCO KOS

42    GRIGIO EFESO

43    GRIGIO LONDRA

44    GRIGIO BROMO

45    NERO INGO

Solid Wood

81    WHITE OAK

85    WALNUT

Caesarstone

51    JET BLACK

52    SLEEK CONCRETE

65    PURE WHITE

96    STATUARIO NUVO

Solid Surface

01    ARCTIC WHITE

03    IVORY WHITE

04    GREY

05    STEEL GREY

06    BLACK

5. Base Finish

Standard Powder Coated Metal

BL    BLUE

BM    BLACK MATTE

CP    CHAMPAGNE

DB    DARK BRONZE

DG    DARK GRAY

DP    DUSTY PINK

DS    DARK SAGE

LG    LIGHT GRAY

LL    LILAC GRAY

LP    LIGHT PISTACHIO

LR    LIPSTICK RED

MB    MIDNIGHT BLUE

MG    MEADOW GREEN

MK    MILK

MS    METALLIC SILVER

NK    NICKEL

OC    OCHRE

PY    PALE YELLOW

RO    RED ORANGE

RR    RUSTY RED

SB    SOFT BLUE

SD    SAND

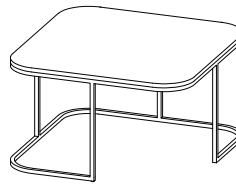
TC    TERRACOTTA

TP    TAUPE

Selected Base Finish is automatically applied to Metal Top choice.

# Trim

COFFEE TABLE: 24D X 24W X 14H

TITLE	SERIES	DEPTH	WIDTH	HEIGHT	STYLE	MAT		DIMENSIONS	PRICE
	TR	24	24	14	C	MT	Metal	24D x 24W x 14H	1,323
						SW	Solid Wood		2,267
						CS	Caesarstone		3,486
						SS	Solid Surface		2,458
						LM	Laminate		1,502
	TR	24	24	14	O	MT	Metal	24D x 24W x 14H	1,323
						SW	Solid Wood		2,267
						CS	Caesarstone		3,486
						SS	Solid Surface		2,458
						LM	Laminate		1,502

To Order Select Below

1. Series/Model

TR242414

Trim  
Coffee Table  
24D x 24W x 14H

2. Style

C    CLOSED

O    OPEN

3. Top Material

MT    METAL

SW    SOLID WOOD

CS    CAESARSTONE

SS    SOLID SURFACE

LMG1    LAMINATE GRADE 1

LMG2    LAMINATE GRADE 2

4. Top Finish

Laminate Grade 1

01    DESIGNER WHITE

02    ALABASTER

03    WALLABY

05    DOVE GRAY

07    SLATE GRAY

09    BLACK

10    FUSION MAPLE

11    MONTICELLO MAPLE

12    RIVER CHERRY

14    WALNUT HEIGHTS

17    ASIAN NIGHT

18    CASTLE OAK

Laminate Grade 2

41    BIANCO KOS

42    GRIGIO EFESO

43    GRIGIO LONDRA

44    GRIGIO BROMO

45    NERO INGO

Solid Wood

81    WHITE OAK

85    WALNUT

Caesarstone

51    JET BLACK

52    SLEEK CONCRETE

65    PURE WHITE

96    STATUARIO NUVO

Solid Surface

01    ARCTIC WHITE

03    IVORY WHITE

04    GREY

05    STEEL GREY

06    BLACK

5. Base Finish

Standard Powder Coated Metal

BL    BLUE

BM    BLACK MATTE

CP    CHAMPAGNE

DB    DARK BRONZE

DG    DARK GRAY

DP    DUSTY PINK

DS    DARK SAGE

LG    LIGHT GRAY

LL    LILAC GRAY

LP    LIGHT PISTACHIO

LR    LIPSTICK RED

MB    MIDNIGHT BLUE

MG    MEADOW GREEN

MK    MILK

MS    METALLIC SILVER

NK    NICKEL

OC    OCHRE

PY    PALE YELLOW

RO    RED ORANGE

RR    RUSTY RED

SB    SOFT BLUE

SD    SAND

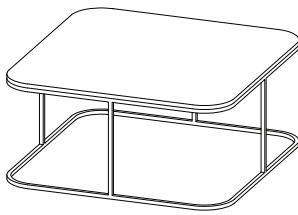
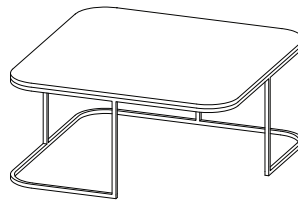
TC    TERRACOTTA

TP    TAUPE

Selected Base Finish is automatically applied to Metal Top choice.

# Trim

COFFEE TABLE: 30D X 30W X 14H

TITLE	SERIES	DEPTH	WIDTH	HEIGHT	STYLE	MAT		DIMENSIONS	PRICE
	TR	30	30	14	C	MT	Metal	30D x 30W x 14H	1,443
						SW	Solid Wood		2,820
						CS	Caesarstone		4,538
						SS	Solid Surface		3,768
						LM	Laminate		1,720
	TR	30	30	14	O	MT	Metal	30D x 30W x 14H	1,443
						SW	Solid Wood		2,820
						CS	Caesarstone		4,538
						SS	Solid Surface		3,768
						LM	Laminate		1,720

To Order Select Below

1. Series/Model

TR303014

Trim  
Coffee Table  
30D x 30W x 14H

2. Style

C

CLOSED

O

OPEN

3. Top Material

MT

METAL

SW

SOLID WOOD

CS

CAESARSTONE

SS

SOLID SURFACE

LMG1

LAMINATE GRADE 1

LMG2

LAMINATE GRADE 2

4. Top Finish

Laminate Grade 1

01

DESIGNER WHITE

02

ALABASTER

03

WALLABY

05

DOVE GRAY

07

SLATE GRAY

09

BLACK

10

FUSION MAPLE

11

MONTICELLO MAPLE

12

RIVER CHERRY

14

WALNUT HEIGHTS

17

ASIAN NIGHT

18

CASTLE OAK

Laminate Grade 2

+542

41

BIANCO KOS

42

GRIGIO EFESO

43

GRIGIO LONDRA

44

GRIGIO BROMO

45

NERO INGO

Solid Wood

81

WHITE OAK

85

WALNUT

+697

Caesarstone

51

JET BLACK

52

SLEEK CONCRETE

65

PURE WHITE

+516

96

STATUARIO NUVO

+2,824

5. Base Finish

Standard Powder Coated Metal

BL

BLUE

BM

BLACK MATTE

CP

CHAMPAGNE

DB

DARK BRONZE

DG

DARK GRAY

DP

DUSTY PINK

DS

DARK SAGE

LG

LIGHT GRAY

LL

LILAC GRAY

LP

LIGHT PISTACHIO

LR

LIPSTICK RED

MB

MIDNIGHT BLUE

MG

MEADOW GREEN

MK

MILK

MS

METALLIC SILVER

NK

NICKEL

OC

OCHRE

PY

PALE YELLOW

RO

RED ORANGE

RR

RUSTY RED

SB

SOFT BLUE

SD

SAND

TC

TERRACOTTA

TP

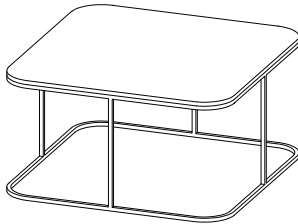
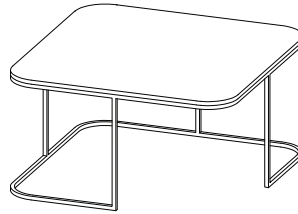
TAUPE

Selected Base Finish is automatically applied to Metal Top choice.

13

# Trim

COFFEE TABLE: 30D X 30W X 16H

TITLE	SERIES	DEPTH	WIDTH	HEIGHT	STYLE	MAT		DIMENSIONS	PRICE
	TR	30	30	16	C	MT	Metal	30D x 30W x 16H	1,459
						SW	Solid Wood		2,830
						CS	Caesarstone		4,544
						SS	Solid Surface		3,775
						LM	Laminate		1,725
	TR	30	30	16	O	MT	Metal	30D x 30W x 16H	1,459
						SW	Solid Wood		2,830
						CS	Caesarstone		4,544
						SS	Solid Surface		3,775
						LM	Laminate		1,725

To Order Select Below

1. Series/Model

TR303016

Trim  
Coffee Table  
30D x 30W x 16H

2. Style

C    CLOSED

O    OPEN

3. Top Material

MT    METAL

SW    SOLID WOOD

CS    CAESARSTONE

SS    SOLID SURFACE

LMG1    LAMINATE GRADE 1

LMG2    LAMINATE GRADE 2

4. Top Finish

Laminate Grade 1

01    DESIGNER WHITE

02    ALABASTER

03    WALLABY

05    DOVE GRAY

07    SLATE GRAY

09    BLACK

10    FUSION MAPLE

11    MONTICELLO MAPLE

12    RIVER CHERRY

14    WALNUT HEIGHTS

17    ASIAN NIGHT

18    CASTLE OAK

Laminate Grade 2

41    BIANCO KOS

42    GRIGIO EFESO

43    GRIGIO LONDRA

44    GRIGIO BROMO

45    NERO INGO

Solid Wood

81    WHITE OAK

85    WALNUT

Caesarstone

51    JET BLACK

52    SLEEK CONCRETE

65    PURE WHITE

96    STATUARIO NUVO

Solid Surface

01    ARCTIC WHITE

03    IVORY WHITE

04    GREY

05    STEEL GREY

06    BLACK

5. Base Finish

Standard Powder Coated Metal

BL    BLUE

BM    BLACK MATTE

CP    CHAMPAGNE

DB    DARK BRONZE

DG    DARK GRAY

DP    DUSTY PINK

DS    DARK SAGE

LG    LIGHT GRAY

LL    LILAC GRAY

LP    LIGHT PISTACHIO

LR    LIPSTICK RED

MB    MIDNIGHT BLUE

MG    MEADOW GREEN

MK    MILK

MS    METALLIC SILVER

NK    NICKEL

OC    OCHRE

PY    PALE YELLOW

RO    RED ORANGE

RR    RUSTY RED

SB    SOFT BLUE

SD    SAND

TC    TERRACOTTA

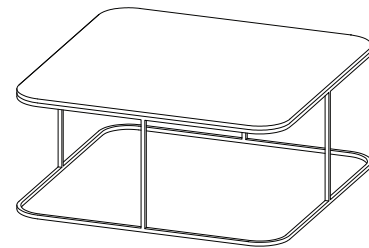
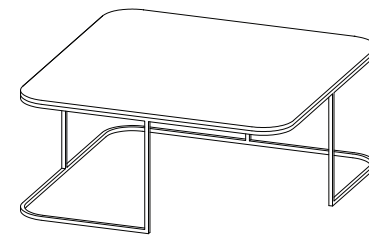
TP    TAUPE

Selected Base Finish is automatically applied to Metal Top choice.



# Trim

COFFEE TABLE: 36D X 36W X 16H

TITLE	SERIES	DEPTH	WIDTH	HEIGHT	STYLE	MAT		DIMENSIONS	PRICE
	TR	36	36	16	C	MT	Metal	36D x 36W x 16H	1,736
						SW	Solid Wood		3,449
						CS	Caesarstone		5,861
						SS	Solid Surface		4,874
						LM	Laminate		1,943
	TR	36	36	16	O	MT	Metal	36D x 36W x 16H	1,736
						SW	Solid Wood		3,449
						CS	Caesarstone		5,861
						SS	Solid Surface		4,874
						LM	Laminate		1,943

To Order Select Below

1. Series/Model

TR363616

Trim

Coffee Table

36D x 36W x 16H

2. Style

C

CLOSED

O

OPEN

3. Top Material

MT

METAL

SW

SOLID WOOD

CS

CAESARSTONE

SS

SOLID SURFACE

LMG1

LAMINATE GRADE 1

LMG2

LAMINATE GRADE 2

4. Top Finish

Laminate Grade 1

01

DESIGNER WHITE

02

ALABASTER

03

WALLABY

05

DOVE GRAY

07

SLATE GRAY

09

BLACK

10

FUSION MAPLE

11

MONTICELLO MAPLE

12

RIVER CHERRY

14

WALNUT HEIGHTS

17

ASIAN NIGHT

18

CASTLE OAK

Laminate Grade 2

41

BIANCO KOS

42

GRIGIO EFESO

43

GRIGIO LONDRA

44

GRIGIO BROMO

45

NERO INGO

Solid Wood

81

WHITE OAK

85

WALNUT

Caesarstone

51

JET BLACK

52

SLEEK CONCRETE

65

PURE WHITE

96

STATUARIO NUVO

Solid Surface

01

ARCTIC WHITE

03

IVORY WHITE

04

GREY

05

STEEL GREY

06

BLACK

5. Base Finish

Standard Powder Coated Metal

BL

BLUE

BM

BLACK MATTE

CP

CHAMPAGNE

DB

DARK BRONZE

DG

DARK GRAY

DP

DUSTY PINK

DS

DARK SAGE

LG

LIGHT GRAY

LL

LILAC GRAY

LP

LIGHT PISTACHIO

LR

LIPSTICK RED

MB

MIDNIGHT BLUE

MG

MEADOW GREEN

MK

MILK

MS

METALLIC SILVER

NK

NICKEL

OC

OCHRE

PY

PALE YELLOW

RO

RED ORANGE

RR

RUSTY RED

SB

SOFT BLUE

SD

SAND

TC

TERRACOTTA

TP

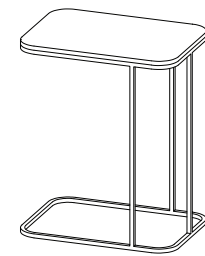
TAUPE

Selected Base Finish is automatically applied to Metal Top choice.

# Trim

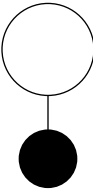
PULL-UP TABLE: 20D X 14W X 24.5H

TITLE	SERIES	DEPTH	WIDTH	HEIGHT	STYLE	MAT		DIMENSIONS	PRICE
Pull-Up Table, 20D x 14W x 24.5H	TR	20	14	245	-	MT	Metal	20D x 14W x 24.5H	1,048
						SW	Solid Wood		1,870
						CS	Caesarstone		2,591
						SS	Solid Surface		2,486
						LM	Laminate		1,369



To Order Select Below

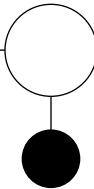
## 1. Series/Model



TR2014245

Trim  
Pull-Up Table  
20D x 14W x 24.5H

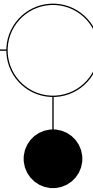
## 2. Top Material



### Top Material

MT	METAL
SW	SOLID WOOD
CS	CAESARSTONE
SS	SOLID SURFACE
LMG1	LAMINATE GRADE 1
LMG2	LAMINATE GRADE 2

## 3. Top Finish



### Laminate Grade 1

01	DESIGNER WHITE
02	ALABASTER
03	WALLABY
05	DOVE GRAY
07	SLATE GRAY
09	BLACK
10	FUSION MAPLE
11	MONTICELLO MAPLE
12	RIVER CHERRY
14	WALNUT HEIGHTS
17	ASIAN NIGHT
18	CASTLE OAK

### Laminate Grade 2 +172

41	BIANCO KOS
42	GRIGIO EFESO
43	GRIGIO LONDRA
44	GRIGIO BROMO
45	NERO INGO

### Solid Wood

81	WHITE OAK
85	WALNUT +217

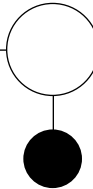
### Caesarstone

51	JET BLACK
52	SLEEK CONCRETE
65	PURE WHITE +138
96	STATUARIO NUVO +753

### Solid Surface

01	ARCTIC WHITE
03	IVORY WHITE
04	GREY +346
05	STEEL GREY +194
06	BLACK +81

## 4. Base Finish



### Standard Powder Coated Metal

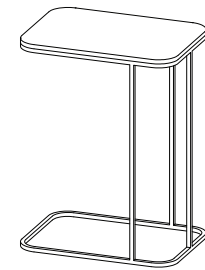
BL	BLUE	MG	MEADOW GREEN
BM	BLACK MATTE	MK	MILK
CP	CHAMPAGNE	MS	METALLIC SILVER
DB	DARK BRONZE	NK	NICKEL
DG	DARK GRAY	OC	OCHRE
DP	DUSTY PINK	PY	PALE YELLOW
DS	DARK SAGE	RO	RED ORANGE
LG	LIGHT GRAY	RR	RUSTY RED
LL	LILAC GRAY	SB	SOFT BLUE
LP	LIGHT PISTACHIO	SD	SAND
LR	LIPSTICK RED	TC	TERRACOTTA
MB	MIDNIGHT BLUE	TP	TAUPE

Selected Base Finish is automatically applied to Metal Top choice.

# Trim

PULL-UP TABLE: 20D X 14W X 26.5H

TITLE	SERIES	DEPTH	WIDTH	HEIGHT	STYLE	MAT		DIMENSIONS	PRICE
Pull-Up Table, 20D x 14W x 26.5H	TR	20	14	265	-	SW	Solid Wood	20D x 14W x 26.5H	1,879
						CS	Caesarstone		2,595
						SS	Solid Surface		2,491
						LM	Laminate		1,376



To Order Select Below

1. Series/Model

TR2014265

Trim  
Pull-Up Table  
20D x 14W x 26.5H

2. Top Material

Top Material

MT	METAL
SW	SOLID WOOD
CS	CAESARSTONE
SS	SOLID SURFACE
LMG1	LAMINATE GRADE 1
LMG2	LAMINATE GRADE 2

3. Top Finish

Laminate Grade 1

01	DESIGNER WHITE
02	ALABASTER
03	WALLABY
05	DOVE GRAY
07	SLATE GRAY
09	BLACK
10	FUSION MAPLE
11	MONTICELLO MAPLE
12	RIVER CHERRY
14	WALNUT HEIGHTS
17	ASIAN NIGHT
18	CASTLE OAK

Laminate Grade 2

+172

41	BIANCO KOS
42	GRIGIO EFESO
43	GRIGIO LONDRA
44	GRIGIO BROMO
45	NERO INGO

Solid Wood

81	WHITE OAK
85	WALNUT

Caesarstone

51	JET BLACK
52	SLEEK CONCRETE
65	PURE WHITE
96	STATUARIO NUVO

Solid Surface

01	ARCTIC WHITE
03	IVORY WHITE
04	GREY
05	STEEL GREY
06	BLACK

4. Base Finish

Standard Powder Coated Metal

BL	BLUE	MG	MEADOW GREEN
BM	BLACK MATTE	MK	MILK
CP	CHAMPAGNE	MS	METALLIC SILVER
DB	DARK BRONZE	NK	NICKEL
DG	DARK GRAY	OC	OCHRE
DP	DUSTY PINK	PY	PALE YELLOW
DS	DARK SAGE	RO	RED ORANGE
LG	LIGHT GRAY	RR	RUSTY RED
LL	LILAC GRAY	SB	SOFT BLUE
LP	LIGHT PISTACHIO	SD	SAND
LR	LIPSTICK RED	TC	TERRACOTTA
MB	MIDNIGHT BLUE	TP	TAUPE

Selected Base Finish is automatically applied to Metal Top choice.