

stylex

NYC

PRICE LIST

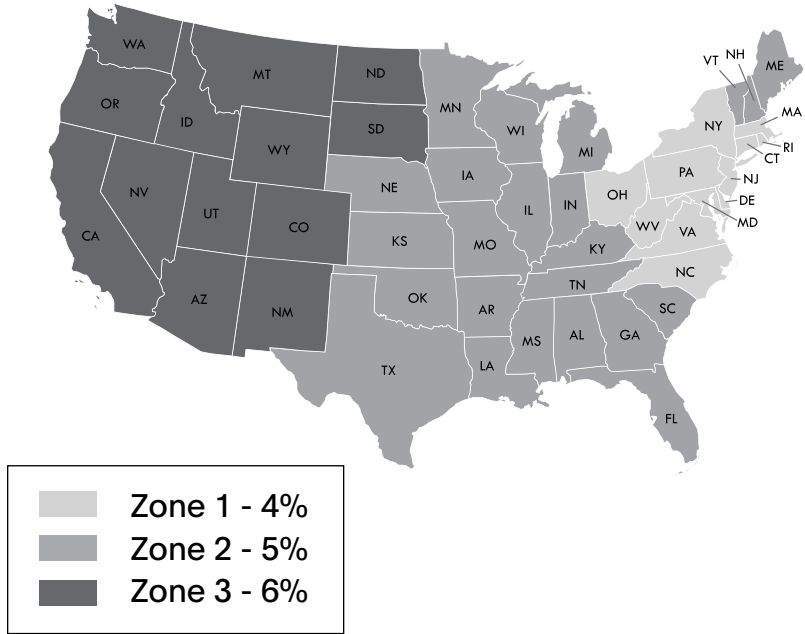
Effective November 01, 2023

General Information

GENERAL INFORMATION
Terms Net 30 days from date of invoice. FOB Delanco, NJ
Damaged Shipments All Stylex products are carefully inspected before they are packed in sturdy cartons designed to satisfy shipping requirements. Stylex is not responsible for damage in shipment. The transportation company assumes responsibility for delivering products to you in good condition when the bill of lading is signed. You protect yourself by refusing shipments showing damage or shortage until transportation company has noted on the delivery sheet the extent of damage or shortage. Concealed damage should be reported to the carrier as soon as discovered, but not later than 15 days after receiving shipment.
Return/Restocking Policy Return shipments will not be accepted unless specifically authorized by Stylex in writing. The Return Authorization number should be clearly marked on the carton. The customer returning Stylex products is responsible for return shipping costs. Merchandise must be returned unused. Returned merchandise is subject to a 35% restocking fee.
Specials/Customs Modifications to standard products will be considered for large runs. Contact Stylex for more information.
Design Changes In keeping with modern manufacturing advances, Stylex reserves the right to incorporate minor modifications and design changes in products without notice.
Cancellation Policy No charge prior to production except for inventory specifically requisitioned to fulfill the particular order. After production has begun, only actual costs incurred, including labor and material, will be billed to the customer.

WARRANTY
Except as provided below, Stylex warrants exclusively to the original Purchaser of our product that all parts, under normal use and service, will be free from defects in workmanship and material for a period of ten (10) years from the date of purchase. “Normal use and service” means that the product will be used in a typical office environment for 40-45 hours per week.
This warranty is subject to the following limitations, exclusions and provisions:
Wood components of plywood stacking chairs (such as Brooks and Welcome) 5 years
Upholstery (including mesh used for Click, F4, Insight, and Zephyr Mesh) 3 years
SAVA Mesh 10 years
COM Upholstery No warranty Stylex makes every effort to ensure that the COM Upholstery it approves is suitable for the intended use. Nevertheless, we will not warrant, and assume no responsibility for, the durability or tailoring quality of any COM or COL. If you have any concerns about the ultimate appearance of any covering, please order an upholstered sample.
Painted Stack Chair Frames No Warranty We will not warrant the finish of painted stack chair frames against damage from stacking. We recommend ordering chrome frames for chairs that will be stacked.
Felt Glides No warranty Due to the different surfaces on which felt glides may be used, we cannot warrant their durability over time.
If this product fails during normal use and service within the applicable warranty period (other than through normal wear and tear), please send a description of the relevant part and the nature of the defect, together with proof of purchase of the product, to Stylex at: Customer Service. c/o Stylex, P.O. Box 5038, Delanco, NJ 08075. PLEASE DO NOT RETURN PARTS OR THE PRODUCT TO STYLEX UNLESS INSTRUCTED TO DO SO BY STYLEX. Stylex will, at its option, either repair or replace the product or the part found defective by Stylex completely without charge for materials or labor. Purchaser may be required (at the option of Stylex) to return to Stylex at Purchaser’s expense any defective part with all freight or shipping charges prepaid. The foregoing warranty shall be void if the product has been altered or repaired (other than by Stylex). The warranty does not cover damage to the product caused by accident, neglect, misuse, abuse, modification to the product by anyone other than Stylex or damage caused by use of the product for a purpose other than that for which it was designed. This warranty extends only to the original Purchaser of the product.
No Other Warranties This warranty is in lieu of all other warranties, expressed or implied, including, but not limited to, implied warranties of merchantability and fitness for a particular purpose. The rights and remedies provided herein are the exclusive rights and remedies of the original purchaser of the product.
No Liability For Damages In no event shall Stylex or its suppliers be responsible or liable for any special, indirect, consequential, or incidental damages. In no event shall the liability of Stylex exceed the actual purchase price paid to Stylex for the product.
Out of Warranty Products For all products no longer covered by our warranty, please refer to our Design for Durability and Upgradability Policy. Contact Customer Service if you would like to purchase any replaceable components to further extend the life of any Stylex seating product. This warranty applies to all Stylex products purchased on April 13, 2018, and thereafter.

PRODUCT TAKE BACK PROGRAM				
<p>At Stylex, responsible stewardship of our products extends beyond their initial use. Our Product Take Back Program provides a practical solution for the end of our products’ intended life cycle.</p> <p>Through our partnership with ANEW, a 501(c)(3) nonprofit organization, we offer clients a comprehensive take-back solution for surplus office furniture and materials, regardless of their condition. ANEW’s mission aligns with ours—to connect surplus resources with non-profits, public agencies, and underserved communities, minimizing landfill impact and maximizing corporate social responsibility.</p>		<p>By repurposing surplus items, we strengthen community networks and reduce environmental impact. Stylex proudly supports ANEW, integrating this partnership into our strategic sales strategy since 2014. Learn more at www.anewfound.org.</p> <p>Initiate a Product Take Back through ANEW by emailing Stylex at info@stylexdesign.com. For additional end-of-life recovery options, refer to our Product Disassembly Instructions and End of Life Recovery Options documents, available in the Resources section of each product on our website. Together, let’s build a sustainable future.</p>		
FREIGHT PROGRAM		ZONE 1 - 4%	ZONE 2 - 5%	ZONE 3 - 6%
<p>Stylex offers a Guaranteed Freight Program, which provides the purchaser the ability to determine shipping and handling charges at the time of order. Freight charges will be calculated as a percentage of the net product price and added to the invoice at the time of shipment. The continental United States has been divided into three zones. Please use the map below to determine the freight charges for the product’s destination. There is a minimum freight charge of \$150.</p> <div><div><div>Zone 1 - 4%</div><div>Zone 2 - 5%</div><div>Zone 3 - 6%</div></div></div>		<p>Connecticut Delaware New York New Jersey Maryland Massachusetts North Carolina Ohio Pennsylvania Rhode Island Virginia Washington D.C. West Virginia</p>	<p>Alabama Arkansas Canada, Ontario Canada, Quebec Florida Georgia Iowa Illinois Indiana Kansas Kentucky Louisiana Nebraska New Hampshire Oklahoma Maine Michigan Minnesota Missouri Mississippi South Carolina Tennessee Texas Vermont Wisconsin</p>	<p>Arizona California Colorado Idaho Montana Nevada New Mexico North Dakota Oregon South Dakota Utah Washington Wyoming</p> <p>Quote Per Project Alaska Hawaii Canada (outside Ontario & Quebec) Mexico</p>



General Information

TEXTILE PARTNERS & APPROVALS

Textile Partners
To customize your furniture performance needs and design vision, Stylex offers a wide selection of in-graded leathers and textiles from Grades A through Y. We’ve partnered with leading manufacturers on the options, focusing on color, price, durability, and construction. To view our partners and explore our digital carded program with broadly approved textiles, visit **this page**. We stand by these textiles: They’re tried and tested, and will effortlessly fit into any design aesthetic.

Textile Approvals
To view Stylex Approved Textile documents to determine specific product approval status, refer to our Product Tested Textiles documents, available in the Resources section of each product on our website.

CAL 117 AND 133 COMPLIANCE

CAL 117-2013
All Stylex seating satisfies the requirements of CAL 117-2013 so long as one of our standard or in-graded textiles is applied. COM textiles cannot be so guaranteed. Please contact the supplier of COM’s directly to determine the fire retardancy of any COM supplied to us.

CAL 133
Most Stylex seating can be ordered to meet the requirements of CAL 133. When ordering, simply specify “CAL 133 compliance required”. The upcharge for this option is \$54 list per yard. Please refer to the COM yardage of each model to determine the number of yards required. We do frequently require full-scale burn tests in order to certify CAL 133 before an order will be accepted. Such burn tests may increase normal lead times and do carry additional charges. Please contact customer service for details.

CUSTOMER’S OWN MATERIAL/LEATHER

Customer’s own material (COM) and customer’s own leather (COL) will generally be upholstered at the price designated in each product’s price list. Please be advised, however, that we specifically reserve the right to charge a higher price when we determine that special circumstances, such as unusual repeats or challenging materials, present themselves. All orders for custom coverings must be approved by Stylex before they will be accepted for production. To submit proposed textile for approval, please use the COM form **here**.

Special Note:
We assume no responsibility for the durability or tailoring quality of any COM or COL. Directional covers in particular may not meet your satisfaction due to the design of certain products. Please be advised that COM and COL orders are not subject to return. If you have doubts about the ultimate appearance of certain coverings, please order a sample done with that specific COM or COL. In addition, while we inspect textiles for mill imperfections, some are difficult to recognize. We cannot be responsible for defects, color inaccuracies, dye lot variations, or other flaws.

Under no circumstances will we be responsible for COM shortages, flaws, or other such problems. Finally, it is not our responsibility to police the receipt of COM’s in order to meet delivery deadlines, and we assume our customers are aware of any undue delay in the shipment of their COM textiles.

COM textile and COL leather should be sent prepaid to: Stylex
Attn: COM/COL - [Your PO #]
740 Coopertown Road
Delanco, NJ 08075

Clearly mark textile or leather with the dealer’s name, purchase order number, and furniture model number of the item to be covered. Actual furniture orders should include the same information, as well as a description of the textile or leather, including pattern and color number, in order to provide a cross reference.

Yardage requirements shown in the price list are based on non-directional goods of 54” width. Textiles less than 54" wide or those requiring matching (stripes, prints, or large patterned designs) call for additional yardage. We will be happy to supply yardage requirements for large quantities where economies may be realized.

Add the following yardage for stripes, plaids, or patterns with repeats:

Textile Width	Plain Textile	2-14" Repeat	15-24" Repeat	25-27" Repeat	28-36" Repeat
54"	0%	10%	15%	20%	25%
50"	10%	20%	25%	30%	35%
48"	15%	25%	30%	35%	40%
45"	40%	50%	55%	60%	65%
36"	50%	60%	65%	70%	75%

COM/COL FORM

To avoid delay in processing COM orders we request that you submit a sample of your COM textile stapled to this form which can be downloaded **here**. If a textile has a stripe or design, the size of the repeat should be indicated. Please indicate the textile supplier’s name, textile number, and color. Also indicate the Stylex product on which the textile will be used.

The textile supplier must indicate on his shipping labels the dealer name and purchase order number as well as the Stylex model number.

Please Note:
No order may be entered into production or have a shipping date assigned until all related COM is received at the factory.



CENTER OF STRIPE OR DESIGN

TOP	TOP
-----	-----

1. Size of Repeat
2. Textile Supplier
3. Textile Number
4. Color
5. Stylex Product

Contents


COLORS, MATERIALS, AND FINISHES	5	STANDARD	15
STATEMENT OF LINE	6	WRAP-OVER	22
OPTIONS AND POWER	7	RELAXED	29
DIMENSIONS	8	LOOSE	36
IDEA STARTERS AND ORDERING GUIDE	11	ARMS, TABLES, AND PILLOWS	53
HOW TO ORDER	12		

CLICK THE TITLES ABOVE TO NAVIGATE THROUGH THE DOCUMENT
PRODUCT HEADERS ON SUBSEQUENT PAGES LINK BACK TO THIS PAGE


NYC

COLORS, MATERIALS, AND FINISHES


POWDER COATED PAINTED METAL




MILK
(MK)




SAND
(SD)




PALE YELLOW
(PY)




YELLOW
(YL)




ORANGE
(OR)




TERRACOTTA
(TC)




RED
(RD)




RED ORANGE
(RO)




RUSTY RED
(RR)




DUSTY PINK
(DP)




MEADOW GREEN
(MG)




FOREST GREEN
(FG)




SOFT BLUE
(SB)



BLUE
(BL)




NAVY
(NV)



LIGHT GRAY
(LG)




CHAMPAGNE
(CP)




METALLIC SILVER
(MS)



NICKEL
(NK)




BRASS
(BR)



TAUPE
(TP)




DARK BRONZE
(DB)




DARK GRAY
(DG)



TEXTURED SLATE
(TS)




BLACK TWILIGHT
(BT)



BLACK MATTE
(BM)

POLISHED METAL



POLISHED
ALUMINUM
(AL)



CHROME
(CH)

CAESARSTONE®



PURE
WHITE
(65)



STATUARIO
NUVO
(96)



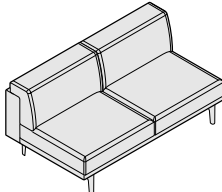
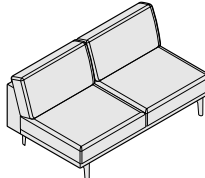

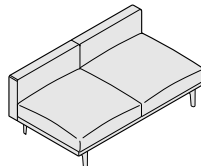
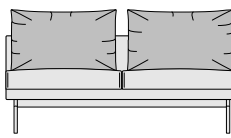
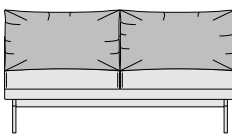
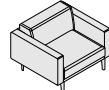
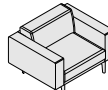
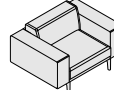

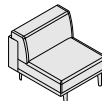
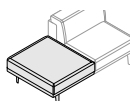
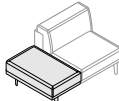
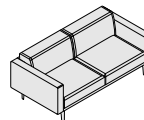
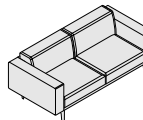
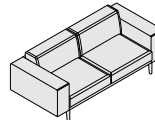
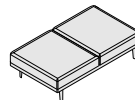
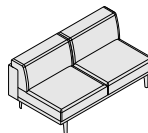
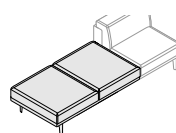
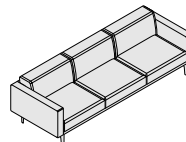
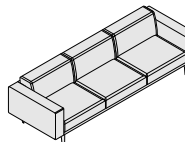
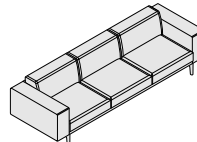
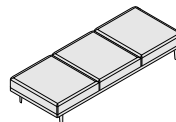
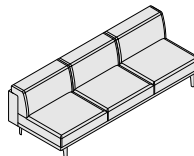
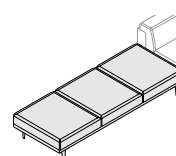
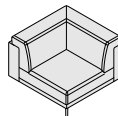
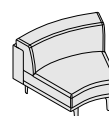
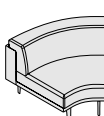
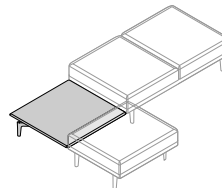
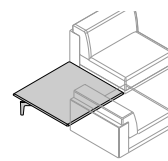
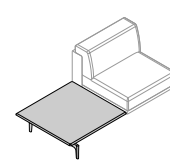
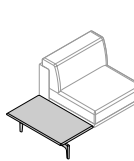







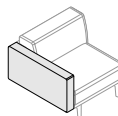
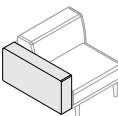
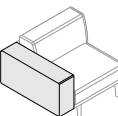
SLEEK
CONCRETE
(52)



JET BLACK
(51)

NYC

SPECIFICATION GUIDE: STATEMENT OF LINE

STYLES							
NYC is offered in the following 6 styles. All styles can be applied to the seat, corner, and bench components listed below.	Wrap-Over	Standard	Relaxed	Loose No Cushions	Loose Partial Cushions	Loose Full Cushions	
							
OVERVIEW	STAND ALONE				MODULAR		
One-Seat	Club Chair 4" Arms	Club Chair 6" Arms	Club Chair 9" Arms	Bench	Modular Unit	In-line Bench	In-line 2/3 Bench
							
Two-Seat	Sofa 4" Arms	Sofa 6" Arms	Sofa 9" Arms	Bench	Modular Unit	In-line Bench	
							
Three-Seat	Sofa 4" Arms	Sofa 6" Arms	Sofa 9" Arms	Bench	Modular Unit	In-line Bench	
							
Corner					90° Unit	135° Unit	150° Unit
							
Table	Bench Corner Table (used with stand alone bench models only)				Inline Corner Table	Inline Full Table	Inline 2/3 Table
							
Accessories	Throw Pillow 24×24, 20×20, 18×18, 16×16, 14×20, 16×22, 18" Round				Modular Arms 4,6, or 9"		
	      				  		

PRODUCT INFORMATION

Design

Stylex

Throw Pillow Construction

Throw pillows incorporate down/feather inserts.

Understructure

NYC support frames consist of aluminum legs attached to steel rails. These frames may be powder coated in a variety of finishes, or ordered as polished aluminum with chrome-plated rails. Adjustable glides are standard.

Tables

Caesarstone is available, but surfaces may also be specified and purchased by the customer for installation on site. In either case, the top is supported by a steel plate with four holes. Stylex will supply digital templates for all table styles, or you may request a physical template from Stylex Customer Service.

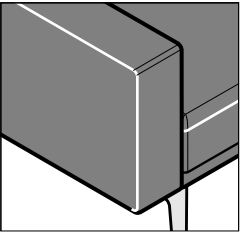
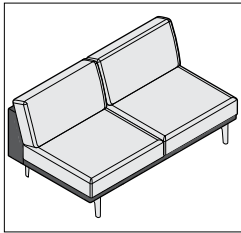

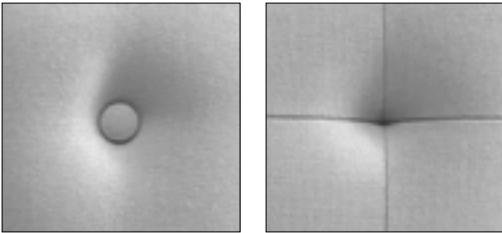
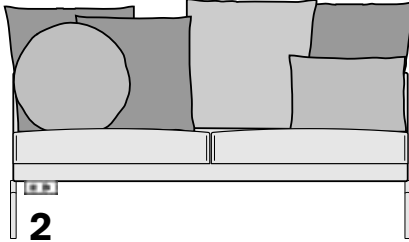
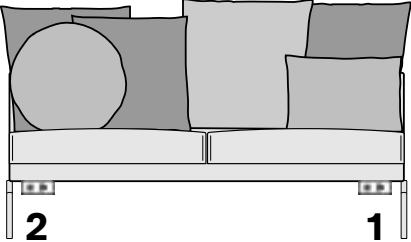
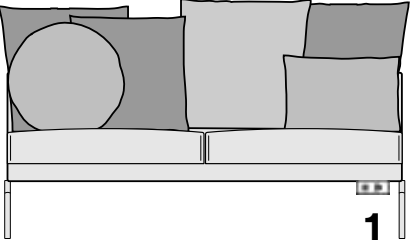
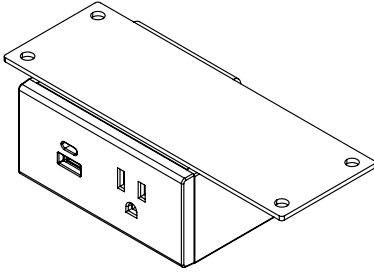
Testing

Manufactured to comply with:

- ANSI/BIFMA X5.4 Public and Lounge Seating Standard

Environment

Greenguard Certified.

OPTIONS				
Upholstery	Contrasting Thread	Dual Upholstery	Welt Cord*	Sewn and Button Tuft*
				
* See pricing pages for model dependent availability				
POWER	POWER PORTS			DAISY CHAIN POWER
Seating Under Mount for models with and without arms	Position 2 (Right) 	Position 1 and 2 (Left and Right) 	Position 1 (Left) 	Modular Power 
To Order Power Select Below				

Mount Type

U	UNDER MOUNT
DCU	UNDER MOUNT, DAISY CHAIN

Unit Color

B	BLACK
G	GRAY
W	WHITE

Wire/Position

1	POSITION 1	+623
2	POSITION 2	+623
12	POSITION 1 AND 2	+1,245
H1	HARDWIRE POSITION 1	+816
H2	HARDWIRE POSITION 2	+816
H12	HARDWIRE POSITION 1 AND 2	+1,439

Due to frame configurations, power location will need to be verified by Stylex via layout drawing or CET Designer.

Daisy Chain Power

NYP SBS	NYC POWER SYSTEM	
	SYSTEM INFEED (REQUIRED)	+194
	UNDERMOUNT POWER	+39
	JUMPER EXTENSION (5')	+138

Use CET to determine jumper length and configure daisy chain system. Pricing shown above is in addition to the individual power unit charges in steps 1-3.

PRODUCT INFORMATION

Power
Undermount units can be specified to be hardwired or with a 3-prong plug. The units have one USB-A port, one USB-C port, and a standard, grounded 3-prong electrical outlet. Additional power options include daisy chaining.

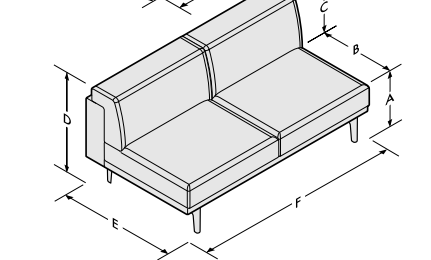
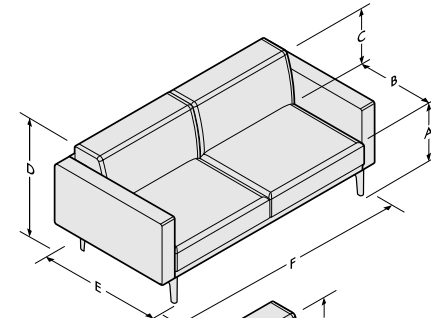
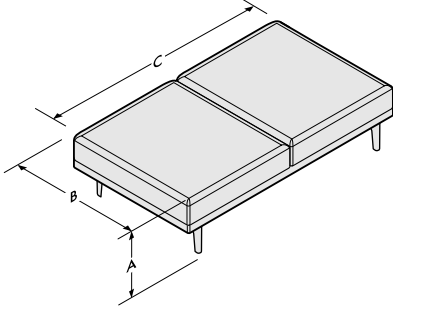
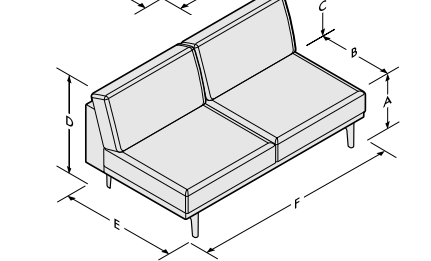
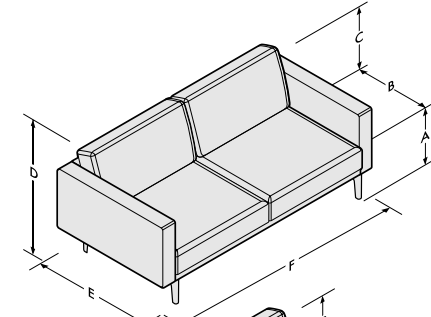
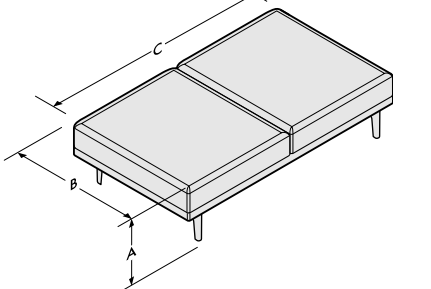
Cord Length
Both the standard cord and the conduit whip are 10 feet long. Other lengths may be available as a custom order.

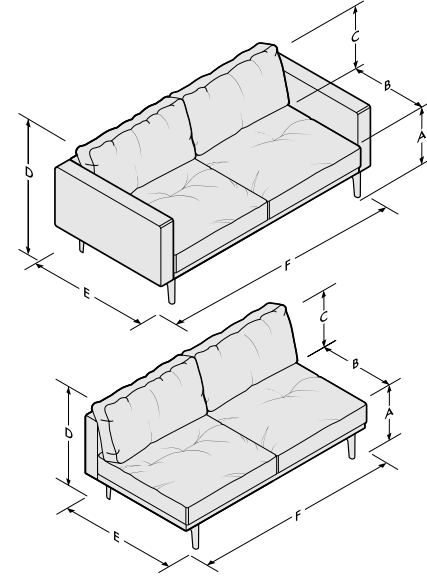
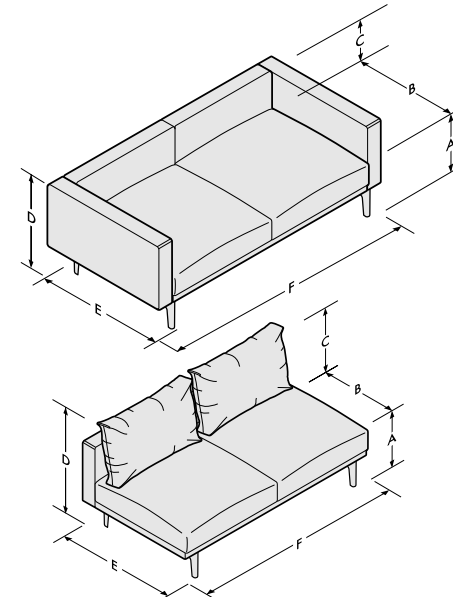
Power Restrictions
Power is not available on corner seats, curved units, or tables. We also do not recommend power unit or daisy chain wires running under tables because they would be visible through the gaps on either side of the table.

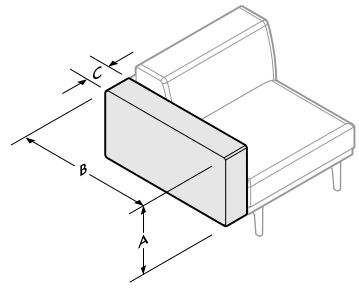
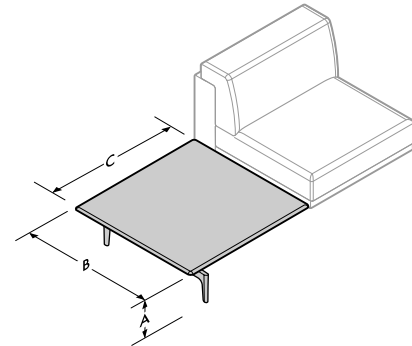
Cable Management
All units ship with a cable mount and screw.

Daisy Chain Power
Undermount power can be daisy chained. Up to 8 units can be connected to the same system.

Power Order Entry
Due to frame configurations, power locations will need to be verified by Stylex via layout drawing or CET Designer. CET is required for modular power order entry. All daisy chain units are entered under 1 line item.

DIMENSIONS - WRAP-OVER		STAND ALONE			MODULAR			
<div><div><div><div><div></div><div></div><div></div><div></div><div></div></div><div><div><div>Wrap-Over Seats</div><div>A. Seat Height</div><div>B. Seat Depth</div><div>C. Back Height</div><div>D. Overall Height</div><div>E. Overall Depth</div></div></div></div><div><div><div>F1. Overall Width (One-Seat)</div><div>F2. Overall Width (Two-Seat)</div><div>F3. Overall Width (Three-Seat)</div></div></div></div><div></div></div>	<div><div><div><div></div><div></div><div></div><div></div><div></div></div><div><div><div>Models with 4" Arms</div><div>A. 17.5</div><div>B. 22.5</div><div>C. 12</div><div>D. 29.5</div><div>E. 34.5</div></div></div></div><div><div><div>F1. 38</div><div>F2. 68</div><div>F3. 98</div></div></div></div>	<div><div><div><div></div><div></div><div></div><div></div><div></div></div><div><div><div>Models with 6" Arms</div><div>A. 17.5</div><div>B. 22.5</div><div>C. 12</div><div>D. 29.5</div><div>E. 34.5</div></div></div></div><div><div><div>F1. 42</div><div>F2. 72</div><div>F3. 102</div></div></div></div>	<div><div><div><div></div><div></div><div></div><div></div><div></div></div><div><div><div>Models with 9" Arms</div><div>A. 17.5</div><div>B. 22.5</div><div>C. 12</div><div>D. 29.5</div><div>E. 34.5</div></div></div></div><div><div><div>F1. 48</div><div>F2. 78</div><div>F3. 108</div></div></div></div>	<div><div><div><div></div><div></div><div></div><div></div><div></div></div><div><div><div>Armless</div><div>A. 17.5</div><div>B. 22.5</div><div>C. 12</div><div>D. 29.5</div><div>E. 34.5</div></div></div></div><div><div><div>F1. 30</div><div>F2. 60</div><div>F3. 90</div></div></div></div>	<div><div><div><div></div><div></div><div></div><div></div><div></div></div><div><div><div>90° Corner</div><div>A. 17.5</div><div>B. 22.5</div><div>C. 12</div><div>D. 29.5</div><div>E. 34.5</div></div></div></div><div><div><div>F1. 47.88</div></div></div></div>	<div><div><div><div></div><div></div><div></div><div></div><div></div></div><div><div><div>135° Corner</div><div>A. 17.5</div><div>B. 22.5</div><div>C. 12</div><div>D. 29.5</div><div>E. 34.5</div></div></div></div><div><div><div>F1. 42</div></div></div></div>	<div><div><div><div></div><div></div><div></div><div></div><div></div></div><div><div><div>150° Corner</div><div>A. 17.5</div><div>B. 22.5</div><div>C. 12</div><div>D. 29.5</div><div>E. 34.5</div></div></div></div><div><div><div>F1. 40.38</div></div></div></div>	
<div><div><div><div></div><div></div><div></div><div></div><div></div></div><div><div><div>Wrap-Over Benches</div><div>A. Overall Height</div><div>B. Overall Depth</div><div>C. Overall Width</div></div></div></div><div></div></div>	<div><div><div><div></div><div></div><div></div><div></div><div></div></div><div><div><div>One-Seat Bench</div><div>A. 17.5</div><div>B. 33.5</div><div>C. 30</div></div></div></div></div>	<div><div><div><div></div><div></div><div></div><div></div><div></div></div><div><div><div>Two-Seat Bench</div><div>A. 17.5</div><div>B. 33.5</div><div>C. 60</div></div></div></div></div>	<div><div><div><div></div><div></div><div></div><div></div><div></div></div><div><div><div>Three Seat Bench</div><div>A. 17.5</div><div>B. 33.5</div><div>C. 90</div></div></div></div></div>	<div><div><div><div></div><div></div><div></div><div></div><div></div></div><div><div><div>In-line One-Seat Bench</div><div>A. 17.5</div><div>B. 34.5</div><div>C. 30</div></div></div></div></div>	<div><div><div><div></div><div></div><div></div><div></div><div></div></div><div><div><div>In-line Two-Seat Bench</div><div>A. 17.5</div><div>B. 34.5</div><div>C. 60</div></div></div></div></div>	<div><div><div><div></div><div></div><div></div><div></div><div></div></div><div><div><div>In-line Three-Seat Bench</div><div>A. 17.5</div><div>B. 34.5</div><div>C. 90</div></div></div></div></div>	<div><div><div><div></div><div></div><div></div><div></div><div></div></div><div><div><div>In-line 2/3-Seat Bench</div><div>A. 17.5</div><div>B. 34.5</div><div>C. 20</div></div></div></div></div>	
DIMENSIONS - STANDARD		STAND ALONE			MODULAR			
<div><div><div><div><div></div><div></div><div></div><div></div><div></div></div><div><div><div>Standard Seats</div><div>A. Seat Height</div><div>B. Seat Depth</div><div>C. Back Height</div><div>D. Overall Height</div><div>E. Overall Depth</div></div></div></div><div><div><div>F1. Overall Width (One-Seat)</div><div>F2. Overall Width (Two-Seat)</div><div>F3. Overall Width (Three-Seat)</div></div></div></div><div></div></div>	<div><div><div><div></div><div></div><div></div><div></div><div></div></div><div><div><div>Models with 4" Arms</div><div>A. 17.5</div><div>B. 23.75</div><div>C. 13.25</div><div>D. 30.75</div><div>E. 34.5</div></div></div></div><div><div><div>F1. 38</div><div>F2. 68</div><div>F3. 98</div></div></div></div>	<div><div><div><div></div><div></div><div></div><div></div><div></div></div><div><div><div>Models with 6" Arms</div><div>A. 17.5</div><div>B. 23.75</div><div>C. 13.25</div><div>D. 30.75</div><div>E. 34.5</div></div></div></div><div><div><div>F1. 42</div><div>F2. 72</div><div>F3. 102</div></div></div></div>	<div><div><div><div></div><div></div><div></div><div></div><div></div></div><div><div><div>Models with 9" Arms</div><div>A. 17.5</div><div>B. 23.75</div><div>C. 13.25</div><div>D. 30.75</div><div>E. 34.5</div></div></div></div><div><div><div>F1. 48</div><div>F2. 78</div><div>F3. 108</div></div></div></div>	<div><div><div><div></div><div></div><div></div><div></div><div></div></div><div><div><div>Armless</div><div>A. 17.5</div><div>B. 23.75</div><div>C. 13.25</div><div>D. 30.75</div><div>E. 34.5</div></div></div></div><div><div><div>F1. 30</div><div>F2. 60</div><div>F3. 90</div></div></div></div>	<div><div><div><div></div><div></div><div></div><div></div><div></div></div><div><div><div>90° Corner</div><div>A. 17.5</div><div>B. 23.75</div><div>C. 13.25</div><div>D. 30.75</div><div>E. 34.5</div></div></div></div><div><div><div>F1. 47.88</div></div></div></div>	<div><div><div><div></div><div></div><div></div><div></div><div></div></div><div><div><div>135° Corner</div><div>A. 17.5</div><div>B. 23.75</div><div>C. 13.25</div><div>D. 30.75</div><div>E. 34.5</div></div></div></div><div><div><div>F1. 42</div></div></div></div>	<div><div><div><div></div><div></div><div></div><div></div><div></div></div><div><div><div>150° Corner</div><div>A. 17.5</div><div>B. 23.75</div><div>C. 13.25</div><div>D. 30.75</div><div>E. 34.5</div></div></div></div><div><div><div>F1. 40.38</div></div></div></div>	
<div><div><div><div></div><div></div><div></div><div></div><div></div></div><div><div><div>Standard Benches</div><div>A. Overall Height</div><div>B. Overall Depth</div><div>C. Overall Width</div></div></div></div><div></div></div>	<div><div><div><div></div><div></div><div></div><div></div><div></div></div><div><div><div>One-Seat Bench</div><div>A. 17.5</div><div>B. 33.5</div><div>C. 30</div></div></div></div></div>	<div><div><div><div></div><div></div><div></div><div></div><div></div></div><div><div><div>Two-Seat Bench</div><div>A. 17.5</div><div>B. 33.5</div><div>C. 60</div></div></div></div></div>	<div><div><div><div></div><div></div><div></div><div></div><div></div></div><div><div><div>Three Seat Bench</div><div>A. 17.5</div><div>B. 33.5</div><div>C. 90</div></div></div></div></div>	<div><div><div><div></div><div></div><div></div><div></div><div></div></div><div><div><div>In-line One-Seat Bench</div><div>A. 17.5</div><div>B. 34.5</div><div>C. 30</div></div></div></div></div>	<div><div><div><div></div><div></div><div></div><div></div><div></div></div><div><div><div>In-line Two-Seat Bench</div><div>A. 17.5</div><div>B. 34.5</div><div>C. 60</div></div></div></div></div>	<div><div><div><div></div><div></div><div></div><div></div><div></div></div><div><div><div>In-line Three-Seat Bench</div><div>A. 17.5</div><div>B. 34.5</div><div>C. 90</div></div></div></div></div>	<div><div><div><div></div><div></div><div></div><div></div><div></div></div><div><div><div>In-line 2/3-Seat Bench</div><div>A. 17.5</div><div>B. 34.5</div><div>C. 20</div></div></div></div></div>	

DIMENSIONS - RELAXED		STAND ALONE				MODULAR									
<div><div><div>Relaxed Seats</div><div>A. Seat Height</div><div>B. Seat Depth</div><div>C. Back Height</div><div>D. Overall Height</div><div>E. Overall Depth</div></div><div><div>F1. Overall Width (One-Seat)</div><div>F2. Overall Width (Two-Seat)</div><div>F3. Overall Width (Three-Seat)</div></div></div> <div></div>		Models with 4" Arms A. 17.5 B. 22.5 C. 12 D. 29.5 E. 34.5 F1. 38 F2. 68 F3. 98		Models with 6" Arms A. 17.5 B. 22.5 C. 12 D. 29.5 E. 34.5 F1. 42 F2. 72 F3. 102		Models with 9" Arms A. 17.5 B. 22.5 C. 12 D. 29.5 E. 34.5 F1. 48 F2. 78 F3. 108		Armless A. 17.5 B. 22.5 C. 12 D. 29.5 E. 34.5 F1. 30 F2. 60 F3. 90		90° Corner A. 17.5 B. 22.5 C. 12 D. 29.5 E. 34.5 F1. 47.88		135° Corner A. 17.5 B. 22.5 C. 12 D. 29.5 E. 34.5 F1. 42		150° Corner A. 17.5 B. 22.5 C. 12 D. 29.5 E. 34.5 F1. 40.38	
		One-Seat Bench A. 16.5 B. 33.5 C. 30		Two-Seat Bench A. 16.5 B. 33.5 C. 60		Three Seat Bench A. 16.5 B. 33.5 C. 90		In-line One-Seat Bench A. 16.5 B. 34.5 C. 30		In-line Two-Seat Bench A. 16.5 B. 34.5 C. 60		In-line Three-Seat Bench A. 16.5 B. 34.5 C. 90		In-line 2/3-Seat Bench A. 16.5 B. 34.5 C. 20	
DIMENSIONS - LOOSE		STAND ALONE						MODULAR							
<div><div><div>Loose Seats</div><div>With and Without Cushions</div><div>A. Seat Height</div><div>B. Seat Depth</div><div>C. Back Height</div><div>D. Overall Height</div><div>E. Overall Depth</div></div><div><div>F1. Overall Width (One-Seat)</div><div>F2. Overall Width (Two-Seat)</div><div>F3. Overall Width (Three-Seat)</div></div></div> <div></div>		4" Arms No Cushions A. 17.5 B. 30.5 C. 9.75 D. 25.25 E. 34.5 F1. 38 F2. 68 F3. 98	4" Arms Cushions A. 17.5 B. 22 C. 13.5 D. 31 E. 34.5 F1. 38 F2. 68 F3. 98	6" Arms No Cushions A. 17.5 B. 30.5 C. 9.75 D. 25.25 E. 34.5 F1. 42 F2. 72 F3. 102	6" Arms Cushions A. 17.5 B. 22 C. 13.5 D. 31 E. 34.5 F1. 42 F2. 72 F3. 102	9" Arms No Cushions A. 17.5 B. 30.5 C. 9.75 D. 25.25 E. 34.5 F1. 48 F2. 78 F3. 108	9" Arms Cushions A. 17.5 B. 22 C. 13.5 D. 31 E. 34.5 F1. 48 F2. 78 F3. 108	Armless No Cushions A. 17.5 B. 30.5 C. 9.75 D. 25.25 E. 34.5 F1. 30 F2. 60 F3. 90	Armless Cushions A. 17.5 B. 22 C. 13.5 D. 31 E. 34.5 F1. 30 F2. 60 F3. 90	90° Corner No Cushions A. 17.5 B. 30.5 C. 9.75 D. 25.25 E. 34.5 F1. 47.88	90° Corner Cushions A. 17.5 B. 22 C. 13.5 D. 31 E. 34.5 F1. 47.88	135° Corner No Cushions A. 17.5 B. 30.5 C. 9.75 D. 25.25 E. 34.5 F1. 42	135° Corner Cushions A. 17.5 B. 22 C. 13.5 D. 31 E. 34.5 F1. 42	150° Corner No Cushions A. 17.5 B. 30.5 C. 9.75 D. 25.25 E. 34.5 F1. 40.38	150° Corner Cushions A. 17.5 B. 22 C. 13.5 D. 31 E. 34.5 F1. 40.38
		One-Seat Bench A. 17.5 B. 33.5 C. 30		Two-Seat Bench A. 17.5 B. 33.5 C. 60		Three Seat Bench A. 17.5 B. 33.5 C. 90		In-line One-Seat Bench A. 17.5 B. 34.5 C. 30		In-line Two-Seat Bench A. 17.5 B. 34.5 C. 60		In-line Three-Seat Bench A. 17.5 B. 34.5 C. 90		In-line 2/3-Seat Bench A. 17.5 B. 34.5 C. 20	

DIMENSIONS - TABLES AND ARMS		STAND ALONE			MODULAR		
<div>Arms A. Arm Height B. Arm Depth C. Arm Width</div> <div></div>					<div>4" Arms A. 16.5 B. 33.5 C.4</div>	<div>6" Arms A. 16.5 B. 33.5 C.6</div>	<div>9" Arms A. 16.5 B. 33.5 C.9</div>
<div>Tables A. Overall Height B. Overall Depth C. Overall Width</div> <div></div>		<div>Bench Corner Table A. 11.5 B. 33.5 C. 33.5</div>			<div>In-line Corner Table A. 11.5 B. 34.5 C. 34.5</div>	<div>In-line Full Table A. 11.5 B. 33.5 C. 33.5</div>	<div>In-line 2/3 Table A. 11.5 B. 33.5 C. 20</div>

NYC

SPECIFICATION GUIDE: IDEA STARTERS AND ORDERING GUIDE

IDEA STARTERS		
Idea Starter 1 	Idea Starter 2 	Idea Starter 3 
Idea Starter 4 	Idea Starter 5 	Idea Starter 6 

ORDERING GUIDE

Modular Ordering and Specification

While NYC offers traditional stand-alone units, it is at the same time fundamentally flexible. The Modular models have all been designed to encourage creation of a wide variety of set-ups. To ensure clarity when ordering modular set-ups, it is critical that line items should be listed in the order in which they will be connected from left end (seated perspective) to right end. Modular Benches must be connected to other units. Modular Arms can only be added to the outside ends of any modular set-up. Seating orientation of a set-up (direction in which the user faces) can only be changed on either side of a table located in the middle of a set-up.

Leg Placement

NYC is a rail-supported modular seating system. The placement and number of legs will depend on each layout. Prior to order entry Stylex will provide a dimensioned layout that depicts the specific leg placement for approval. Order leadtime will start from the time Stylex Customer Service has received back a signed copy of this layout.

NYC Loose Cushions and Throw Pillows

NYC Loose is not only modular, it also offers tremendous design flexibility. NYC Loose may be ordered without any back cushions or throw pillows, allowing the freedom to obtain back support from any supplier.

At the same time, you may decide to buy either attached back cushions or loose throw pillows from Stylex. Back cushions come in two widths: Partial (27" Wide) and Full (30" Wide). Throw pillows, unlike back cushions, are not attached to the unit and may be freely rearranged. Throw pillows are available in a variety of sizes and seam styles.

Idea Starters Online and in CET

At Stylex, we have a constant eye towards making our products easy to specify. Our Design Application team is working on layouts every day, so we have built a library online of the most requested layouts, with all the accompanying information, files, and pricing. We believe these will make our products easier to specify, and in turn help kick start your project. You can also find these in CET, please check out our 'Idea Starters' tab on for the easiest way to drag-and-drop right into your layout. Visit [Stylexdesign.com/idea-starters](https://stylexdesign.com/idea-starters) to get started.

NYC

SPECIFICATION GUIDE: HOW TO ORDER, SEATING

MODEL CODE BREAKDOWN - SEATING

Sample Model Code: NY121B24C1ALUB1CTCOM

1. Series	2. Model	3. Style	4. Arm & Upholstery Options	5. Leg Choice	6. Leg Finish	7. Power	8. Options	9. Textile
NY	12	1	B24	C1	AL	UB1	CT	COM
Series NY NYC	Model Stand Alone 01 ONE-SEAT BENCH 02 TWO-SEAT BENCH 03 THREE-EAT BENCH 11 CLUB CHAIR 12 TWO-SEAT SOFA 13 THREE-SEAT SOFA Modular 04 ONE-SEAT INLINE BENCH 05 TWO-SEAT INLINE BENCH 05 THREE-SEAT INLINE BENCH 07 2/3-SEAT INLINE BENCH 11 ONE-SEAT UNIT 12 TWO-SEAT UNIT 13 THREE-SEAT UNIT 14 135 DEGREE CORNER 15 150 DEGREE CORNER 16 90 DEGREE CORNER	Style 1 WRAP-OVER 2 STANDARD 3 RELAXED 4 LOOSE, PARTIAL CUSHION 5 LOOSE, FULL CUSHION 6 LOOSE, NO CUSHION	Arm Thickness 24 4" ARM 26 6" ARM 29 9" ARM B24 4" ARM, BOTH B26 6" ARM, BOTH B29 9" ARM, BOTH Arm Location L LEFT POSITION WHEN SEATED R RIGHT POSITION WHEN SEATED <div>Note: Predetermined arms only available with Standalone units. Modular units must specify arms separately.</div> Upholstery Style DF DUAL UPHOLSTERY	Leg Choice C1 ALUMINUM LEGS WITH ADJUSTABLE GLIDES	Leg Finish Standard Powder Coat BL BLUE BM BLACK MATTE BR BRASS BT BLACK TWILIGHT CP CHAMPAGNE DB DARK BRONZE DG DARK GRAY DP DUSTY PINK FG FOREST GREEN LG LIGHT GRAY MG MEADOW GREEN MK MILK MS METALLIC SILVER NK NICKLE NV NAVY OR ORANGE PY PALE YELLOW RD RED RO RED ORANGE RR RUSTY RED SB SOFT BLUE SD SAND TC TERRACOTTA TP TAUPE TS TEXTURED SLATE YL YELLOW Polished Metal AL POLISHED ALUMINUM/ CHROME <div>Note: Chrome rails with polished aluminum legs</div>	Power Mount Type U UNDERMOUNT Color B BLACK G GRAY W WHITE Cord ~ STANDARD H HARDWIRE Location 1 POSITION 1 (LEFT) 2 POSITION 2 (RIGHT) 12 POSITION 1 & 2	Options Welt Cord W1 WELT CORD ON SEAT W3 WELT CORD ON SEAT AND BACK Sewn Tuft T1 TUFTED SEAT T3 TUFTED SEAT AND BACK Button Tuft B2 BUTTON TUFTED BACK Contrasting Thread CT CONTRASTING THREAD	Textile Grades COM CUSTOMER'S OWN MATERIAL A GRADE A B GRADE B C GRADE C D GRADE D E GRADE E F GRADE F G GRADE G H GRADE H I GRADE I J GRADE J K GRADE K L GRADE L M GRADE M Leather Grades COL CUSTOMER'S OWN LEATHER W GRADE W X GRADE X Y GRADE Y E1 GRADE E1 E2 GRADE E2 <div>Note: Select highest grade in the case of dual upholstery</div>

MODEL CODE BREAKDOWN - TABLES

Sample Model Code: NY51CS51C1AL

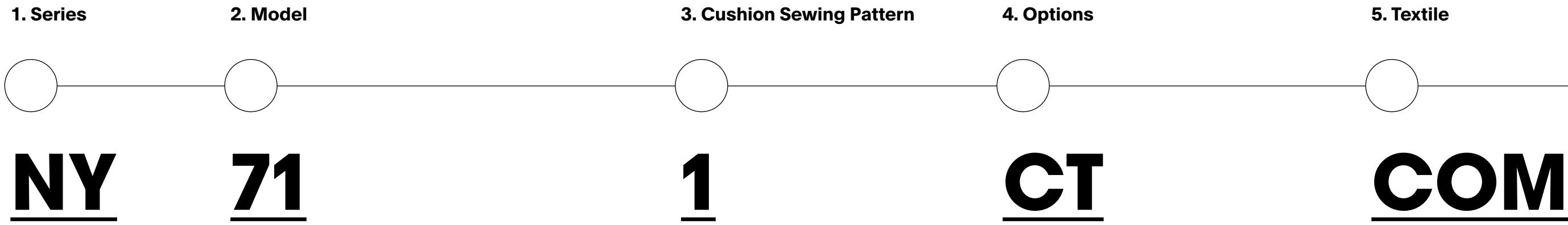
1. Series	2. Model	3. Top	4. Leg Choice	6. Leg Finish
<div></div>	<div></div>	<div></div>	<div></div>	<div></div>
NY	51	CS51	C1	AL
<div><div>Series</div><div>NYNYC</div></div>	<div><div>Model</div><div>51FULL INLINE TABLE532/3 INLINE TABLE55CORNER INLINE TABLE57BENCH CORNER TABLE</div></div>	<div><div>Top</div><div><div>Caesarstone Tops</div><div>CS51JET BLACKCS52SLEEK CONCRETECS65PURE WHITECS96STATUARIO NUVO</div><div>Other</div><div>COTCUSTOMER'S OWN TOP</div></div></div>	<div><div>Leg Choice</div><div>C1ALUMINUM LEGS WITH ADJUSTABLE GLIDES</div></div>	<div><div>Leg Finish</div><div><div>Standard Powder Coat</div><div>BLBLUEBMBLACK MATTEBRBRASSBTBLACK TWILIGHTCPCHAMPAGNEDBDARK BRONZEDGDARK GRAYDPDUSTY PINKFGFOREST GREENLGLIGHT GRAYMGMEADOW GREENMKMILKMSMETALLIC SILVERNKNICKLENVNAVYORORANGEPYPALE YELLOWRDREDRORED ORANGERRRUSTY REDSBSOFT BLUESDSANDTCTERRACOTTATPTAUPESTTEXTURED SLATEYLYELLOW</div><div><div>Polished Metal</div><div>ALPOLISHED ALUMINUM/CHROME</div><div>Note: Chrome rails with polished aluminum legs</div></div></div></div>

NYC

SPECIFICATION GUIDE: HOW TO ORDER, THROW PILLOWS

MODEL CODE BREAKDOWN - THROW PILLOWS

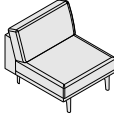
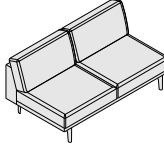
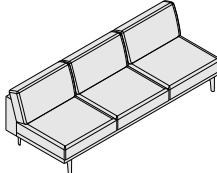
Sample Model Code: NY711CTCOM



Series		Model		Upholstery Options		Options		Textile Grades	
NY	NYC	71	24"X 24" THROW PILLOW	1	GUSSET	CT	CONTRASTING THREAD	COM	CUSTOMER'S OWN MATERIAL
		72	20"X 20" THROW PILLOW	2	PINCH			A	GRADE A
		73	18"X 18" THROW PILLOW					B	GRADE B
		74	16"X 16" THROW PILLOW					C	GRADE C
		75	14"X 20" THROW PILLOW					D	GRADE D
		76	16"X 22" THROW PILLOW					E	GRADE E
		77	18" ROUND THROW PILLOW					F	GRADE F
								G	GRADE G
								H	GRADE H
								I	GRADE I
								J	GRADE J
								K	GRADE K
								L	GRADE L
								M	GRADE M
								Leather Grades	
								COL	CUSTOMER'S OWN LEATHER
								W	GRADE W
								X	GRADE X
								Y	GRADE Y
								E1	GRADE E1
								E2	GRADE E2

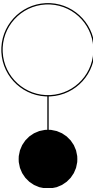
NYC

STANDARD: MODULAR SEATING

							Textile Upholstery Grades														Leather Upholstery Grades				
TITLE	SERIES	MODEL	STYLE	DIMENSIONS	YDG	SQFT	COM	A	B	C	D	E	F	G	H	I	J	K	L	M	W	X	Y	E1	E2
Modular One-Seat Unit Standard 	NY	11	2	30W x 34.5D x 30.75H	4.5	60	3,411	3,767	3,960	4,148	4,341	4,533	4,746	4,957	5,206	5,529	5,916	6,304	6,681	7,070	4,951	5,432	6,657	7,377	8,700
Modular Two-Seat Unit Standard 	NY	12	2	60W x 34.5D x 30.75H	8	117	5,489	6,164	6,533	6,890	7,257	7,625	8,028	8,433	8,905	9,525	10,259	10,996	11,720	12,456	8,496	9,434	11,831	13,241	15,824
Modular Three-Seat Unit Standard 	NY	13	2	90W x 34.5D x 30.75H	12	171	7,565	8,581	9,131	9,666	10,218	10,771	11,375	11,981	12,691	13,619	14,723	15,825	16,912	18,016	11,992	13,375	16,899	18,972	22,775

To Order Select Below

1. Series/Model/Style



NY112

**NYC
Modular, One-Seat Unit,
Standard**

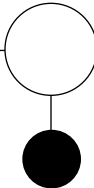
NY122

**NYC
Modular, Two-Seat Unit,
Standard**

NY132

**NYC
Modular, Three-Seat Unit,
Standard**

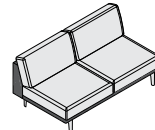
2. Upholstery Style



Upholstery Style

DF DUAL UPHOLSTERY

Dual upholstery option allows for a second textile to be applied to NYC seats and backs.

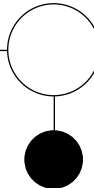


One-Seat
Plinth 2.0 yds
Seat and Back 3.5 yds

Two-Seat
Plinth 3.0 yds
Seats and Backs 6.0 yds

Three-Seat
Plinth 5.0 yds
Seats and Backs 8.0 yds

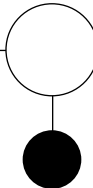
3. Leg Choice



Leg Choice

C1 ALUMINUM
LEGS WITH
ADJUSTABLE
GLIDES

4. Leg Finish



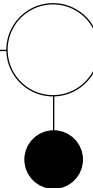
Standard Powder Coat

BL	BLUE	NK	NICKEL
BM	BLACK MATTE	NV	NAVY
BR	BRASS	OR	ORANGE
BT	BLACK TWILIGHT	PY	PALE YELLOW
CP	CHAMPAGNE	RD	RED
DB	DARK BRONZE	RO	RED ORANGE
DG	DARK GRAY	RR	RUSTY RED
DP	DUSTY PINK	SB	SOFT BLUE
FG	FOREST GREEN	SD	SAND
LG	LIGHT GRAY	TC	TERRACOTTA
MG	MEADOW GREEN	TP	TAUPE
MK	MILK	TS	TEXTURED SLATE
MS	METALLIC SILVER	YL	YELLOW

	Polished Metal	1-Seat	2-Seat	3-Seat
AL	POLISHED ALUMINUM/CHROME	+223	+223	+297

Chrome rails with polished aluminum legs.

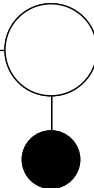
5. Power



Power

Refer to power ordering steps on [page 7](#).

6. Options



	Welt Cord	1-Seat	2-Seat	3-Seat
WI	WELT CORD ON SEAT	+59	+118	+176
W3	WELT CORD ON SEAT AND BACK	+104	+208	+312

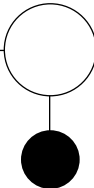
	Sewn Tuft			
T1	TUFTED SEAT	+59	+118	+176
T3	TUFTED SEAT AND BACK	+104	+208	+312

	Button Tuft			
B2	BUTTON TUFTED BACK	+59	+118	+176

	Options			
CT	CONTRASTING THREAD			

Important Option Parameters
Welt cords and sewn tufts can be specified on the same cushions.
Button Tufts (backs only) can be combined with tufted seats and welt cords.
Contrasting thread is not available with the welt cord option.

7. Upholstery



Upholstery

See [general information section](#) for details on textile program and COM/ COL information.

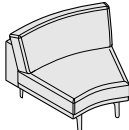
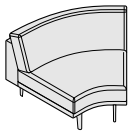
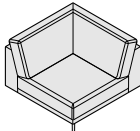
Yardages provided are for non-directional fabrics that are applied railroaded. Directional fabrics may require additional yardage.

When specifying dual upholstery models, the higher of the two grades will determine price.

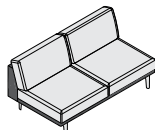
Tufting will help evenly distribute the wrinkling that will occur with certain leathers and fabrics.

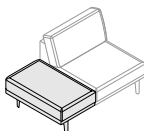
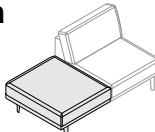
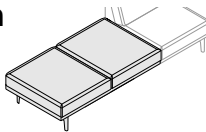
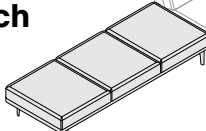
NYC

STANDARD: MODULAR CORNERS

							Textile Upholstery Grades														Leather Upholstery Grades				
TITLE	SERIES	MODEL	STYLE	DIMENSIONS	YDG	SQFT	COM	A	B	C	D	E	F	G	H	I	J	K	L	M	W	X	Y	E1	E2
<div>Modular 135 Degree Corner Standard</div> <div></div>	NY	14	2	42W x 34.5D x 30.75H	6	65	3,856	4,364	4,639	4,909	5,185	5,459	5,761	6,065	6,421	6,884	7,437	7,988	8,531	9,083	5,542	6,066	7,410	8,195	9,643
<div>Modular 150 Degree Corner Standard</div> <div></div>	NY	15	2	40.38W x 34.5D x 30.75H	6	65	3,856	4,364	4,639	4,909	5,185	5,459	5,761	6,065	6,421	6,884	7,437	7,988	8,531	9,083	5,542	6,066	7,410	8,195	9,643
<div>Modular 90 Degree Corner Standard</div> <div></div>	NY	16	2	47.88W x 34.5D x 30.75H	7	89	4,153	4,678	4,963	5,240	5,525	5,809	6,122	6,435	6,803	7,282	7,852	8,422	8,983	9,554	6,461	7,183	9,022	10,105	12,088

To Order Select Below

1. Series/Model/Style	2. Upholstery Style	3. Leg Choice	4. Leg Finish	5. Power	6. Options	7. Upholstery
<div><div></div><div></div></div> <div>NY142</div> <div>NYC Modular, 135° Corner, Standard</div>	<div><div></div><div></div></div> <div>DF DUAL UPHOLSTERY</div> <div>Dual upholstery option allows for a second textile to be applied to NYC seats and backs.</div> <div><div></div><div>135° Corner Plinth 3.0 yds Seat and Back 4.0 yds</div></div> <div><div>150° Corner Plinth 3.0 yds Seat and Back 4.0 yds</div><div>90° Corner Plinth 3.0 yds Seat and Backs 4.0 yds</div></div>	<div><div></div><div></div></div> <div>C1 ALUMINUM LEGS WITH ADJUSTABLE GLIDES</div>	<div><div></div><div></div></div> <div><div>BL BLUE</div><div>BM BLACK MATTE</div><div>BR BRASS</div><div>BT BLACK TWILIGHT</div><div>CP CHAMPAGNE</div><div>DB DARK BRONZE</div><div>DG DARK GRAY</div><div>DP DUSTY PINK</div><div>FG FOREST GREEN</div><div>LG LIGHT GRAY</div><div>MG MEADOW GREEN</div><div>MK MILK</div><div>MS METALLIC SILVER</div></div> <div><div></div><div></div></div> <div><div>AL POLISHED ALUMINUM/CHROME</div><div>+223</div></div> <div>Chrome rails with polished aluminum legs.</div>	<div><div></div><div></div></div> <div>Power</div> <div>Refer to power ordering steps on page 7.</div>	<div><div></div><div></div></div> <div><div>WI WELT CORD ON SEAT +59</div><div>W3 WELT CORD ON SEAT AND BACK +147</div></div> <div><div></div><div></div></div> <div><div>T1 TUFTED SEAT +59</div><div>T3 TUFTED SEAT AND BACK +147</div></div> <div><div></div><div></div></div> <div><div>B2 BUTTON TUFTED BACK +118</div></div> <div><div></div><div></div></div> <div><div>CT CONTRASTING THREAD</div></div> <div>Important Option Parameters Welt cords and sewn tufts can be specified on the same cushions. Button Tufts (backs only) can be combined with tufted seats and welt cords. Contrasting thread is not available with the welt cord option.</div>	<div><div></div><div></div></div> <div><div>Upholstery</div><div>See general information section for details on textile program and COM/COL information.</div><div>Yardages provided are for non-directional fabrics that are applied railroaded. Directional fabrics may require additional yardage.</div><div>When specifying dual upholstery models, the higher of the two grades will determine price.</div><div>Tufting will help evenly distribute the wrinkling that will occur with certain leathers and fabrics.</div></div>

					COM	COL	Textile Upholstery Grades															Leather Upholstery Grades				
																	COL									
TITLE	SERIES	MODEL	STYLE	DIMENSIONS	YDG	SQFT	COM	A	B	C	D	E	F	G	H	I	J	K	L	M	W	X	Y	E1	E2	
Modular 2/3-Seat In-line Bench Standard 	NY	07	2	20W x 34.5D x 17.5H	2.5	30	1,831	2,004	2,099	2,191	2,285	2,381	2,484	2,589	2,709	2,868	3,058	3,247	3,432	3,623	2,636	2,889	3,529	3,908	4,597	
Modular One-Seat In-line Bench Standard 	NY	04	2	30W x 34.5D x 17.5H	3	40	2,137	2,398	2,539	2,676	2,819	2,961	3,114	3,272	3,455	3,694	3,975	4,259	4,539	4,824	3,190	3,518	4,361	4,851	5,758	
Modular Two-Seat In-line Bench Standard 	NY	05	2	60W x 34.5D x 17.5H	5.5	74	3,357	3,793	4,028	4,257	4,494	4,730	4,990	5,248	5,553	5,950	6,424	6,899	7,363	7,836	5,299	5,903	7,452	8,360	10,030	
Modular Three-Seat In-line Bench Standard 	NY	06	2	90W x 34.5D x 17.5H	7.5	100	4,881	5,492	5,823	6,143	6,474	6,805	7,168	7,532	7,960	8,513	9,176	9,840	10,491	11,154	7,707	8,588	10,840	12,163	14,589	

To Order Select Below

1. Series/Model/Style

NY072

NYC
Modular, 2/3-Seat In-line Bench, Standard

NY042

NYC
Modular, One-Seat In-line Bench, Standard

NY052

NYC
Modular, Two-Seat In-line Bench, Standard

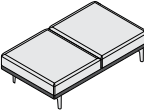
NY062

NYC
Modular, Three-Seat In-line Bench, Standard

2. Upholstery Style

DF DUAL UPHOLSTERY

Dual upholstery option allows for a second textile to be applied to NYC seats and backs.



2/3-Seat In-Line Bench

Plinth 1.5 yds
Seat 2.0 yds

One-Seat In-Line Bench

Plinth 1.5 yds
Seat 2.5 yds

Two-Seat In-Line Bench

Plinth 2.0 yds
Seats 4.0 yds

Three-Seat In-Line Bench

Plinth 2.0 yds
Seats 6.0 yds

3. Leg Choice

C1

ALUMINUM LEGS WITH ADJUSTABLE GLIDES

4. Leg Finish

BL BLUE

BM BLACK MATTE

BR BRASS

BT BLACK TWILIGHT

CP CHAMPAGNE

DB DARK BRONZE

DG DARK GRAY

DP DUSTY PINK

FG FOREST GREEN

LG LIGHT GRAY

MG MEADOW GREEN

MK MILK

MS METALLIC SILVER

NK NICKEL

NV NAVY

OR ORANGE

PY PALE YELLOW

RD RED

RO RED ORANGE

RR RUSTY RED

SB SOFT BLUE

SD SAND

TC TERRACOTTA

TP TAUPE

TS TEXTURED SLATE

YL YELLOW

2/3-Seat 1-Seat 2-Seat 3-Seat

AL POLISHED ALUMINUM/CHROME +223 +223 +297

Chrome rails with polished aluminum legs.

5. Power

Power

Refer to power ordering steps on page 7.

6. Options

WI WELT CORD ON SEAT +59 +118 +176

Sewn Tuft

T1 TUFTED SEAT +59 +118 +176

Options

CT CONTRASTING THREAD

Important Option Parameters

Welt cords and sewn tufts can be specified on the same cushions. Contrasting thread is not available with the welt cord option.

7. Upholstery

Upholstery

See general information section for details on textile program and COM/ COL information.

Yardages provided are for non-directional fabrics that are applied railroaded. Directional fabrics may require additional yardage.

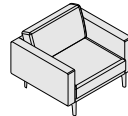
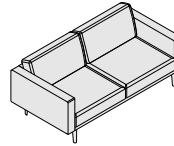
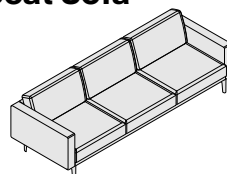
When specifying dual upholstery models, the higher of the two grades will determine price.

Tufting will help evenly distribute the wrinkling that will occur with certain leathers and fabrics.

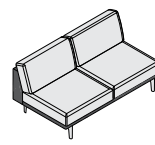
17

NYC

STANDARD: STAND ALONE SEATING, 4IN ARM

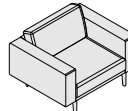
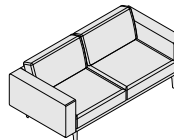
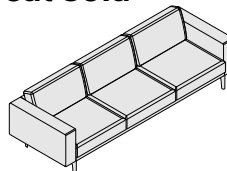
						COM		COL		Textile Upholstery Grades												Leather Upholstery Grades				
						YDG	SQFT	COM	A	B	C	D	E	F	G	H	I	J	K	L	M	W	X	Y	E1	E2
<div><div>Stand Alone Club Chair</div><div>Standard 4in Arm</div><div></div></div>	NY	11	2	B24	38W x 34.5D x 30.75H	7	98	4,385	4,918	5,207	5,488	5,777	6,067	6,383	6,702	7,077	7,560	8,141	8,720	9,290	9,870	6,977	7,790	9,854	11,069	13,297
<div><div>Stand Alone Two-Seat Sofa</div><div>Standard 4in Arm</div><div></div></div>	NY	12	2	B24	68W x 34.5D x 30.75H	11	154	6,461	7,308	7,767	8,211	8,672	9,131	9,636	10,140	10,733	11,506	12,426	13,344	14,250	15,169	10,449	11,695	14,872	16,740	20,166
<div><div>Stand Alone Three-Seat Sofa</div><div>Standard 4in Arm</div><div></div></div>	NY	13	2	B24	98W x 34.5D x 30.75H	14	209	8,539	9,807	10,498	11,165	11,855	12,544	13,300	14,057	14,947	16,103	17,483	18,864	20,222	21,600	13,946	15,633	19,941	22,473	27,118

To Order Select Below

1. Series/Model/Style/Arm	2. Upholstery Style	3. Leg Choice	4. Leg Finish	5. Power	6. Options	7. Upholstery	
<div><div></div><div></div></div> <div>NY112B24</div> <div>NYC</div> <div>Stand Alone, Club Chair</div> <div>Standard, 4in Arm</div>	<div><div></div><div></div></div> <div>DF</div> <div>DUAL UPHOLSTERY</div> <div>Dual upholstery option allows for a second textile to be applied to NYC seats and backs.</div>	<div><div></div><div></div></div> <div>C1</div> <div>ALUMINUM LEGS WITH ADJUSTABLE GLIDES</div>	<div><div></div><div></div></div> <div>BL</div> <div>BLUE</div> <div>BM</div> <div>BLACK MATTE</div> <div>BR</div> <div>BRASS</div> <div>BT</div> <div>BLACK TWILIGHT</div> <div>CP</div> <div>CHAMPAGNE</div> <div>DB</div> <div>DARK BRONZE</div> <div>DG</div> <div>DARK GRAY</div> <div>DP</div> <div>DUSTY PINK</div> <div>FG</div> <div>FOREST GREEN</div> <div>LG</div> <div>LIGHT GRAY</div> <div>MG</div> <div>MEADOW GREEN</div> <div>MK</div> <div>MILK</div> <div>MS</div> <div>METALLIC SILVER</div>	<div><div></div><div></div></div> <div>NK</div> <div>NICKEL</div> <div>NV</div> <div>NAVY</div> <div>OR</div> <div>ORANGE</div> <div>PY</div> <div>PALE YELLOW</div> <div>RD</div> <div>RED</div> <div>RO</div> <div>RED ORANGE</div> <div>RR</div> <div>RUSTY RED</div> <div>SB</div> <div>SOFT BLUE</div> <div>SD</div> <div>SAND</div> <div>TC</div> <div>TERRACOTTA</div> <div>TP</div> <div>TAUPE</div> <div>TS</div> <div>TEXTURED SLATE</div> <div>YL</div> <div>YELLOW</div>	<div><div></div><div></div></div> <div>Power</div> <div>Refer to power ordering steps on page 7.</div>	<div><div></div><div></div></div> <div>WI</div> <div>WELT CORD ON SEAT</div> <div>W3</div> <div>WELT CORD ON SEAT AND BACK</div> <div>Sewn Tuft</div> <div>T1</div> <div>TUFTED SEAT</div> <div>T3</div> <div>TUFTED SEAT AND BACK</div> <div>Button Tuft</div> <div>B2</div> <div>BUTTON TUFTED BACK</div> <div>Options</div> <div>CT</div> <div>CONTRASTING THREAD</div> <div>Important Option Parameters</div> <div>Welt cords and sewn tufts can be specified on the same cushions. Button Tufts (backs only) can be combined with tufted seats and welt cords. Contrasting thread is not available with the welt cord option.</div>	<div><div></div><div></div></div> <div>Upholstery</div> <div>See general information section for details on textile program and COM/ COL information.</div> <div>Yardages provided are for non-directional fabrics that are applied railroaded. Directional fabrics may require additional yardage.</div> <div>When specifying dual upholstery models, the higher of the two grades will determine price.</div> <div>Tufting will help evenly distribute the wrinkling that will occur with certain leathers and fabrics.</div>
<div>NY122B24</div> <div>NYC</div> <div>Stand Alone, Two-Seat Sofa, Standard, 4in Arm</div>	<div></div> <div>Club Chair</div> <div>Plinth and Arms</div> <div>4.5 yds</div> <div>Seat and Back</div> <div>3.5 yds</div> <div>Two-Seat Sofa</div> <div>Plinth and Arms</div> <div>5.5 yds</div> <div>Seats and Backs</div> <div>6.0 yds</div> <div>Three-Seat Sofa</div> <div>Plinth and Arms</div> <div>6.5 yds</div> <div>Seats and Backs</div> <div>9.0 yds</div>						
<div>NY132B24</div> <div>NYC</div> <div>Stand Alone, Three-Seat Sofa, Standard, 4in Arm</div>			<div><div></div><div></div></div> <div>Polished Metal</div> <div>AL</div> <div>POLISHED ALUMINUM/CHROME</div>	<div>1-Seat</div> <div>+223</div>	<div>2-Seat</div> <div>+223</div>	<div>3-Seat</div> <div>+297</div>	
Chrome rails with polished aluminum legs.							

NYC

STANDARD: STAND ALONE SEATING, 6IN ARM

						COM		COL		Textile Upholstery Grades												Leather Upholstery Grades				
						YDG	SQFT	COM	A	B	C	D	E	F	G	H	I	J	K	L	M	W	X	Y	E1	E2
TITLE	SERIES	MODEL	STYLE	ARM	DIMENSIONS	YDG	SQFT	COM	A	B	C	D	E	F	G	H	I	J	K	L	M	W	X	Y	E1	E2
Stand Alone Club Chair Standard 6in Arm 	NY	11	2	B26	42W x 34.5D x 30.75H	7	98	4,385	4,918	5,207	5,488	5,777	6,067	6,383	6,702	7,077	7,560	8,141	8,720	9,290	9,870	6,977	7,790	9,854	11,069	13,297
Stand Alone Two-Seat Sofa Standard 6in Arm 	NY	12	2	B26	72W x 34.5D x 30.75H	11	154	6,461	7,308	7,767	8,211	8,672	9,131	9,636	10,140	10,733	11,506	12,426	13,344	14,250	15,169	10,449	11,695	14,872	16,740	20,166
Stand Alone Three-Seat Sofa Standard 6in Arm 	NY	13	2	B26	102W x 34.5D x 30.75H	14	209	8,539	9,807	10,498	11,165	11,855	12,544	13,300	14,057	14,947	16,103	17,483	18,864	20,222	21,600	13,946	15,633	19,941	22,473	27,118

To Order Select Below

1. Series/Model/Style/Arm

NY112B26

NYC
Stand Alone, Club Chair
Standard, 6in Arm

NY122B26

NYC
Stand Alone, Two-Seat
Sofa, Standard, 6in Arm

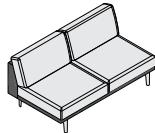
NY132B26

NYC
Stand Alone, Three-Seat
Sofa, Standard, 6in Arm

2. Upholstery Style

DF DUAL UPHOLSTERY

Dual upholstery option allows for a second textile to be applied to NYC seats and backs.



Club Chair

Plinth and Arms 4.5 yds
Seat and Back 3.5 yds

Two-Seat Sofa

Plinth and Arms 5.5 yds
Seats and Backs 6.0 yds

Three-Seat Sofa

Plinth and Arms 6.5 yds
Seats and Backs 8.0 yds

3. Leg Choice

C1 ALUMINUM
LEGS WITH
ADJUSTABLE
GLIDES

4. Leg Finish

BL BLUE

BM BLACK MATTE

BR BRASS

BT BLACK TWILIGHT

CP CHAMPAGNE

DB DARK BRONZE

DG DARK GRAY

DP DUSTY PINK

FG FOREST GREEN

LG LIGHT GRAY

MG MEADOW GREEN

MK MILK

MS METALLIC SILVER

NK NICKEL

NV NAVY

OR ORANGE

PY PALE YELLOW

RD RED

RO RED ORANGE

RR RUSTY RED

SB SOFT BLUE

SD SAND

TC TERRACOTTA

TP TAUPE

TS TEXTURED SLATE

YL YELLOW

Polished Metal

1-Seat 2-Seat 3-Seat

AL POLISHED ALUMINUM/CHROME +223 +223 +297

Chrome rails with polished aluminum legs.

5. Power

Power

Refer to power ordering steps on page 7.

6. Options

Welt Cord

1-Seat 2-Seat 3-Seat

WI WELT CORD ON SEAT +59 +118 +176

W3 WELT CORD ON SEAT AND BACK +104 +208 +312

Sewn Tuft

T1 TUFTED SEAT +59 +118 +176

T3 TUFTED SEAT AND BACK +104 +208 +312

Button Tuft

B2 BUTTON TUFTED BACK +59 +118 +176

Options

CT CONTRASTING THREAD

Important Option Parameters

Welt cords and sewn tufts can be specified on the same cushions.
Button Tufts (backs only) can be combined with tufted seats and welt cords.
Contrasting thread is not available with the welt cord option.

7. Upholstery

Upholstery

See general information section for details on textile program and COM/ COL information.

Yardages provided are for non-directional fabrics that are applied railroaded. Directional fabrics may require additional yardage.

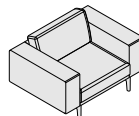
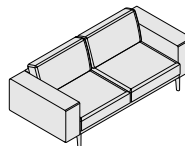
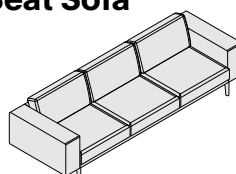
When specifying dual upholstery models, the higher of the two grades will determine price.

Tufting will help evenly distribute the wrinkling that will occur with certain leathers and fabrics.

19

NYC

STANDARD: STAND ALONE SEATING, 9IN ARM

						COM	COL	Textile Upholstery Grades														Leather Upholstery Grades				
TITLE	SERIES	MODEL	STYLE	ARM	DIMENSIONS	YDG	SQFT	COM	A	B	C	D	E	F	G	H	I	J	K	L	M	W	X	Y	E1	E2
Stand Alone Club Chair Standard 9in Arm 	NY	11	2	B29	48W x 34.5D x 30.75H	9	102	4,385	5,103	5,495	5,873	6,264	6,654	7,083	7,512	8,017	8,672	9,453	10,236	11,005	11,787	7,093	7,939	10,246	11,368	13,693
Stand Alone Two-Seat Sofa Standard 9in Arm 	NY	12	2	B29	78W x 34.5D x 30.75H	13	159	6,461	7,475	8,026	8,562	9,114	9,666	10,271	10,876	11,589	12,514	13,619	14,722	15,806	16,912	10,564	11,846	15,116	17,038	20,566
Stand Alone Three-Seat Sofa Standard 9in Arm 	NY	13	2	B29	108W x 34.5D x 30.75H	16	214	8,539	9,892	10,628	11,339	12,076	12,810	13,619	14,425	15,376	16,609	18,081	19,551	20,999	22,470	14,058	15,785	20,184	22,770	27,515

To Order Select Below

1. Series/Model/Style/Arm

NY112B29

NYC
Stand Alone, Club Chair
Standard, 9in Arm

NY122B29

NYC
Stand Alone, Two-Seat
Sofa, Standard, 9in Arm

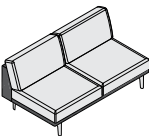
NY132B29

NYC
Stand Alone, Three-Seat
Sofa, Standard, 9in Arm

2. Upholstery Style

DF DUAL UPHOLSTERY

Dual upholstery option allows for a second textile to be applied to NYC seats and backs.



Club Chair

Plinth and Arms 6.5 yds
Seat and Back 3.5 yds

Two-Seat Sofa

Plinth and Arms 7.5 yds
Seats and Backs 6.0 yds

Three-Seat Sofa

Plinth and Arms 9.0 yds
Seats and Backs 8.0 yds

3. Leg Choice

C1

ALUMINUM
LEGS WITH
ADJUSTABLE
GLIDES

4. Leg Finish

BL BLUE

BM BLACK MATTE

BR BRASS

BT BLACK TWILIGHT

CP CHAMPAGNE

DB DARK BRONZE

DG DARK GRAY

DP DUSTY PINK

FG FOREST GREEN

LG LIGHT GRAY

MG MEADOW GREEN

MK MILK

MS METALLIC SILVER

NK NICKEL

NV NAVY

OR ORANGE

PY PALE YELLOW

RD RED

RO RED ORANGE

RR RUSTY RED

SB SOFT BLUE

SD SAND

TC TERRACOTTA

TP TAUPE

TS TEXTURED SLATE

YL YELLOW

Polished Metal

1-Seat

2-Seat

3-Seat

AL

POLISHED ALUMINUM/CHROME

+223

+223

+297

Chrome rails with polished aluminum legs.

5. Power

Power

Refer to power ordering steps on page 7.

6. Options

Welt Cord

WI

W3

WELT CORD ON SEAT

WELT CORD ON SEAT AND BACK

1-Seat

2-Seat

3-Seat

+59

+118

+176

+104

+208

+312

Sewn Tuft

T1

T3

TUFTED SEAT

TUFTED SEAT AND BACK

+59

+118

+176

+104

+208

+312

Button Tuft

B2

BUTTON TUFTED BACK

+59

+118

+176

Options

CT

CONTRASTING THREAD

Important Option Parameters

Welt cords and sewn tufts can be specified on the same cushions. Button Tufts (backs only) can be combined with tufted seats and welt cords. Contrasting thread is not available with the welt cord option.

7. Upholstery

Upholstery

See general information section for details on textile program and COM/ COL information.

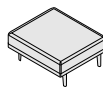
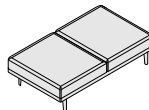
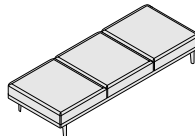
Yardages provided are for non-directional fabrics that are applied railroaded. Directional fabrics may require additional yardage.

When specifying dual upholstery models, the higher of the two grades will determine price.

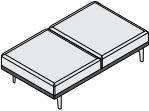
Tufting will help evenly distribute the wrinkling that will occur with certain leathers and fabrics.

NYC

STANDARD: STAND ALONE BENCHES

					COM	COL	Textile Upholstery Grades															Leather Upholstery Grades				
TITLE	SERIES	MODEL	STYLE	DIMENSIONS	YDG	SQFT	COM	A	B	C	D	E	F	G	H	I	J	K	L	M	W	X	Y	E1	E2	
<div>Stand Alone One-Seat Bench Standard</div> <div></div>	NY	01	2	30W x 33.5D x 17.5H	3	40	2,748	3,007	3,148	3,285	3,429	3,570	3,725	3,883	4,065	4,305	4,586	4,871	5,150	5,434	3,800	4,129	4,971	5,461	6,369	
<div>Stand Alone Two-Seat Bench Standard</div> <div></div>	NY	02	2	60W x 33.5D x 17.5H	5	74	3,357	3,793	4,028	4,257	4,494	4,730	4,990	5,248	5,553	5,950	6,424	6,899	7,363	7,836	5,299	5,903	7,452	8,360	10,030	
<div>Stand Alone Three-Seat Bench Standard</div> <div></div>	NY	03	2	90W x 33.5D x 17.5H	7.5	100	4,881	5,492	5,823	6,143	6,474	6,805	7,168	7,532	7,960	8,513	9,176	9,840	10,491	11,154	7,707	8,588	10,840	12,163	14,589	

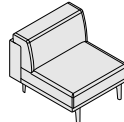
To Order Select Below

1. Series/Model/Style	2. Upholstery Style	3. Leg Choice	4. Leg Finish	5. Power	6. Options	7. Upholstery
<div><div></div><div></div></div> <div>NY012</div> <div>NYC Stand Alone, One-Seat Bench, Standard</div>	<div><div></div><div></div></div> <div>DF DUAL UPHOLSTERY</div> <div>Dual upholstery option allows for a second textile to be applied to NYC seats and backs.</div> <div></div> <div><div>One-Seat Stand Alone Bench</div><div>Plinth 1.5 yds</div><div>Seat 2.5 yds</div></div> <div><div>Two-Seat Stand Alone Bench</div><div>Plinth 2.0 yds</div><div>Seats 4.0 yds</div></div> <div><div>Three-Seat Stand Alone Bench</div><div>Plinth 2.0 yds</div><div>Seats 6.0 yds</div></div>	<div><div></div><div></div></div> <div>C1ALUMINUM LEGS WITH ADJUSTABLE GLIDES</div>	<div><div></div><div></div></div> <div><div>Standard Powder Coat</div><div>BL BLUE</div><div>BM BLACK MATTE</div><div>BR BRASS</div><div>BT BLACK TWILIGHT</div><div>CP CHAMPAGNE</div><div>DB DARK BRONZE</div><div>DG DARK GRAY</div><div>DP DUSTY PINK</div><div>FG FOREST GREEN</div><div>LG LIGHT GRAY</div><div>MG MEADOW GREEN</div><div>MK MILK</div><div>MS METALLIC SILVER</div></div> <div><div></div><div></div></div> <div><div>Polished Metal</div><div>AL POLISHED ALUMINUM/CHROME</div></div>	<div><div></div><div></div></div> <div><div>Power</div><div>Refer to power ordering steps on page 7.</div></div>	<div><div></div><div></div></div> <div><div>Welt Cord</div><div>WI WELT CORD ON SEAT</div><div>+59+118+176</div></div> <div><div></div><div></div></div> <div><div>Sewn Tuft</div><div>T1 TUFTED SEAT</div><div>+59+118+176</div></div> <div><div></div><div></div></div> <div><div>Options</div><div>CT CONTRASTING THREAD</div></div> <div><div>Important Option Parameters</div><div>Welt cords and sewn tufts can be specified on the same cushions. Contrasting thread is not available with the welt cord option.</div></div>	<div><div></div><div></div></div> <div><div>Upholstery</div><div>See general information section for details on textile program and COM/ COL information.</div><div>Yardages provided are for non-directional fabrics that are applied railroaded. Directional fabrics may require additional yardage.</div><div>When specifying dual upholstery models, the higher of the two grades will determine price.</div><div>Tufting will help evenly distribute the wrinkling that will occur with certain leathers and fabrics.</div></div>

Chrome rails with polished aluminum legs.

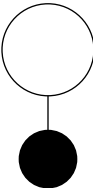
NYC

WRAP-OVER: MODULAR SEATING

					COM	COL	Textile Upholstery Grades															Leather Upholstery Grades				
					COM	COL																				
TITLE	SERIES	MODEL	STYLE	DIMENSIONS	YDG	SQFT	COM	A	B	C	D	E	F	G	H	I	J	K	L	M	W	X	Y	E1	E2	
Modular One-Seat Unit Wrap-Over		NY	11	1	30W x 34.5D x 29.5H	4.5	70	3,411	3,767	3,960	4,148	4,341	4,533	4,746	4,957	5,206	5,529	5,916	6,304	6,681	7,070	5,206	5,767	7,197	8,036	9,580
Modular Two-Seat Unit Wrap-Over		NY	12	1	60W x 34.5D x 29.5H	8.5	132	5,489	6,164	6,533	6,890	7,257	7,625	8,028	8,433	8,905	9,525	10,259	10,996	11,720	12,456	8,884	9,947	12,653	14,245	17,165
Modular Three-Seat Unit Wrap-Over		NY	13	1	90W x 34.5D x 29.5H	13	194	7,565	8,581	9,131	9,666	10,218	10,771	11,375	11,981	12,691	13,619	14,723	15,825	16,912	18,016	12,557	14,118	18,098	20,437	24,725

To Order Select Below

1. Series/Model/Style



NY111

**NYC
Modular, One-Seat Unit,
Wrap-Over**

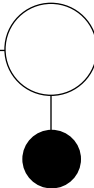
NY121

**NYC
Modular, Two-Seat Unit,
Wrap-Over**

NY131

**NYC
Modular, Three-Seat Unit,
Wrap-Over**

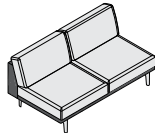
2. Upholstery Style



Upholstery Style

DF DUAL UPHOLSTERY

Dual upholstery option allows for a second textile to be applied to NYC seats and backs.

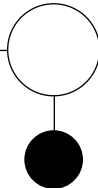


One-Seat
Plinth 2.0 yds
Seat and Back 3.5 yds

Two-Seat
Plinth 3.0 yds
Seats and Backs 6.0 yds

Three-Seat
Plinth 4.0 yds
Seats and Backs 9.0 yds

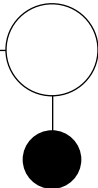
3. Leg Choice



Leg Choice

C1 ALUMINUM
LEGS WITH
ADJUSTABLE
GLIDES

4. Leg Finish



Standard Powder Coat

BL	BLUE
BM	BLACK MATTE
BR	BRASS
BT	BLACK TWILIGHT
CP	CHAMPAGNE
DB	DARK BRONZE
DG	DARK GRAY
DP	DUSTY PINK
FG	FOREST GREEN
LG	LIGHT GRAY
MG	MEADOW GREEN
MK	MILK
MS	METALLIC SILVER

Polished Metal

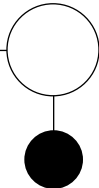
AL POLISHED ALUMINUM/CHROME

Chrome rails with polished aluminum legs.

NK	NICKEL
NV	NAVY
OR	ORANGE
PY	PALE YELLOW
RD	RED
RO	RED ORANGE
RR	RUSTY RED
SB	SOFT BLUE
SD	SAND
TC	TERRACOTTA
TP	TAUPE
TS	TEXTURED SLATE
YL	YELLOW

	1-Seat	2-Seat	3-Seat
AL	+223	+223	+297

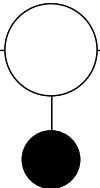
5. Power



Power

Refer to power ordering steps on [page 7](#).

6. Options



Welt Cord

	1-Seat	2-Seat	3-Seat
WI	WELT CORD ON SEAT	+59	+118
W3	WELT CORD ON SEAT AND BACK	+104	+312

Sewn Tuft

	1-Seat	2-Seat	3-Seat
T1	TUFTED SEAT	+59	+118
T3	TUFTED SEAT AND BACK	+104	+312

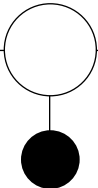
Options

CT CONTRASTING THREAD

Important Option Parameters

Welt cords and sewn tufts can be specified on the same cushions. Contrasting thread is not available with the welt cord option.

7. Upholstery



Upholstery

See [general information section](#) for details on textile program and COM/ COL information.

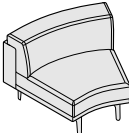
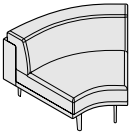
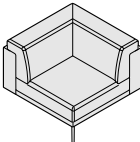
Yardages provided are for non-directional fabrics that are applied railroaded. Directional fabrics may require additional yardage.

When specifying dual upholstery models, the higher of the two grades will determine price.

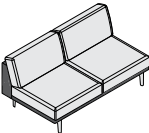
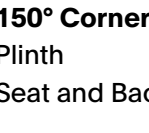

Tufting will help evenly distribute the wrinkling that will occur with certain leathers and fabrics.

NYC

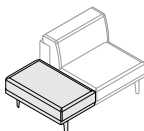
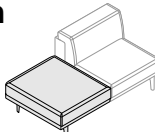
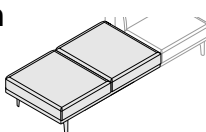
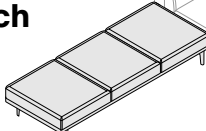
WRAP-OVER: MODULAR CORNERS

							Textile Upholstery Grades														Leather Upholstery Grades				
TITLE	SERIES	MODEL	STYLE	DIMENSIONS	YDG	SQFT	COM	A	B	C	D	E	F	G	H	I	J	K	L	M	W	X	Y	E1	E2
<div>Modular 135 Degree Corner Wrap-Over</div> <div></div>	NY	14	1	42W x 34.5D x 29.5H	6	75	3,856	4,364	4,639	4,909	5,185	5,459	5,761	6,065	6,421	6,884	7,437	7,988	8,531	9,083	5,814	6,424	7,984	8,901	10,584
<div>Modular 150 Degree Corner Wrap-Over</div> <div></div>	NY	15	1	40.38W x 34.5D x 29.5H	6	75	3,856	4,364	4,639	4,909	5,185	5,459	5,761	6,065	6,421	6,884	7,437	7,988	8,531	9,083	5,814	6,424	7,984	8,901	10,584
<div>Modular 90 Degree Corner Wrap-Over</div> <div></div>	NY	16	1	47.88W x 34.5D x 29.5H	7	99	4,153	4,746	5,066	5,378	5,702	6,023	6,376	6,729	7,144	7,684	8,329	8,973	9,606	10,249	6,711	7,509	9,549	10,746	12,943

To Order Select Below

1. Series/Model/Style	2. Upholstery Style	3. Leg Choice	4. Leg Finish	5. Power	6. Options	7. Upholstery
<div><div></div><div></div></div> <div>NY141</div> <div>NYC Modular, 135° Corner, Wrap-Over</div>	<div><div></div><div></div></div> <div>DF DUAL UPHOLSTERY</div> <div>Dual upholstery option allows for a second textile to be applied to NYC seats and backs.</div> <div><div></div><div>135° Corner Plinth 3.0 yds Seat and Back 4.0 yds</div></div> <div><div></div><div>150° Corner Plinth 3.0 yds Seat and Back 4.0 yds</div></div> <div><div></div><div>90° Corner Plinth 3.0 yds Seat and Backs 4.0 yds</div></div>	<div><div></div><div></div></div> <div>C1 ALUMINUM LEGS WITH ADJUSTABLE GLIDES</div>	<div><div></div><div></div></div> <div>BL BLUE BM BLACK MATTE BR BRASS BT BLACK TWILIGHT CP CHAMPAGNE DB DARK BRONZE DG DARK GRAY DP DUSTY PINK FG FOREST GREEN LG LIGHT GRAY MG MEADOW GREEN MK MILK MS METALLIC SILVER</div> <div><div></div><div></div></div> <div>AL POLISHED ALUMINUM/CHROME</div>	<div><div></div><div></div></div> <div>Power Refer to power ordering steps on page 7.</div>	<div><div></div><div></div></div> <div>WI WELT CORD ON SEAT +59 W3 WELT CORD ON SEAT AND BACK +147</div> <div><div></div><div></div></div> <div>T1 TUFTED SEAT +59 T3 TUFTED SEAT AND BACK +147</div> <div><div></div><div></div></div> <div>CT CONTRASTING THREAD</div> <div>Important Option Parameters Welt cords and sewn tufts can be specified on the same cushions. Contrasting thread is not available with the welt cord option.</div>	<div><div></div><div></div></div> <div>See general information section for details on textile program and COM/COL information.</div> <div>Yardages provided are for non-directional fabrics that are applied railroaded. Directional fabrics may require additional yardage.</div> <div>When specifying dual upholstery models, the higher of the two grades will determine price.</div> <div>Tufting will help evenly distribute the wrinkling that will occur with certain leathers and fabrics.</div>

Chrome rails with polished aluminum legs.

					COM	COL	Textile Upholstery Grades															Leather Upholstery Grades				
																COL										
TITLE	SERIES	MODEL	STYLE	DIMENSIONS	YDG	SQFT	COM	A	B	C	D	E	F	G	H	I	J	K	L	M	W	X	Y	E1	E2	
<div>Modular 2/3-Seat In-line Bench Wrap-Over</div> <div></div>	NY	07	1	20W x 34.5D x 17.5H	2.5	30	1,831	2,004	2,099	2,191	2,285	2,381	2,484	2,589	2,709	2,868	3,058	3,247	3,432	3,623	2,636	2,889	3,529	3,908	4,597	
<div>Modular One-Seat In-line Bench Wrap-Over</div> <div></div>	NY	04	1	30W x 34.5D x 17.5H	3	40	2,137	2,398	2,539	2,676	2,819	2,961	3,114	3,272	3,455	3,694	3,975	4,259	4,539	4,824	3,190	3,518	4,361	4,851	5,758	
<div>Modular Two-Seat In-line Bench Wrap-Over</div> <div></div>	NY	05	1	60W x 34.5D x 17.5H	5	74	3,357	3,793	4,028	4,257	4,494	4,730	4,990	5,248	5,553	5,950	6,424	6,899	7,363	7,836	5,299	5,903	7,452	8,360	10,030	
<div>Modular Three-Seat In-line Bench Wrap-Over</div> <div></div>	NY	06	1	90W x 34.5D x 17.5H	7.5	99	4,881	5,492	5,823	6,143	6,474	6,805	7,168	7,532	7,960	8,513	9,176	9,840	10,491	11,154	7,707	8,588	10,840	12,163	14,589	

To Order Select Below

1. Series/Model/Style

NY071

NYC
Modular, 2/3-Seat In-line Bench, Wrap-Over

NY041

NYC
Modular, One-Seat In-line Bench, Wrap-Over

NY051

NYC
Modular, Two-Seat In-line Bench, Wrap-Over

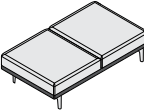
NY061

NYC
Modular, Three-Seat In-line Bench, Wrap-Over

2. Upholstery Style

DF DUAL UPHOLSTERY

Dual upholstery option allows for a second textile to be applied to NYC seats and backs.



2/3-Seat In-Line Bench

Plinth 1.5 yds
Seat 2.0 yds

One-Seat In-Line Bench

Plinth 1.5 yds
Seat 2.5 yds

Two-Seat In-Line Bench

Plinth 2.0 yds
Seats 4.0 yds

Three-Seat In-Line Bench

Plinth 2.0 yds
Seats 6.0 yds

3. Leg Choice

C1

ALUMINUM
LEGS WITH
ADJUSTABLE
GLIDES

4. Leg Finish

BL BLUE

BM BLACK MATTE

BR BRASS

BT BLACK TWILIGHT

CP CHAMPAGNE

DB DARK BRONZE

DG DARK GRAY

DP DUSTY PINK

FG FOREST GREEN

LG LIGHT GRAY

MG MEADOW GREEN

MK MILK

MS METALLIC SILVER

2/3-Seat 1-Seat 2-Seat 3-Seat

AL POLISHED ALUMINUM/CHROME +223 +223 +297

Chrome rails with polished aluminum legs.

5. Power

Power

Refer to power ordering steps on page 7.

6. Options

WI WELT CORD ON SEAT +59 +118 +176

Sewn Tuft

T1 TUFTED SEAT +59 +118 +176

Options

CT CONTRASTING THREAD

Important Option Parameters

Welt cords and sewn tufts can be specified on the same cushions. Contrasting thread is not available with the welt cord option.

7. Upholstery

Upholstery

See general information section for details on textile program and COM/ COL information.

Yardages provided are for non-directional fabrics that are applied railroaded. Directional fabrics may require additional yardage.

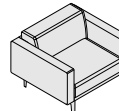
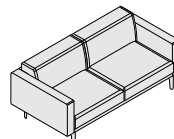
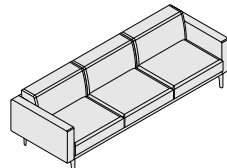
When specifying dual upholstery models, the higher of the two grades will determine price.

Tufting will help evenly distribute the wrinkling that will occur with certain leathers and fabrics.

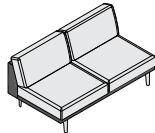
24

NYC

WRAP-OVERD: STAND ALONE SEATING, 4IN ARM

						COM	COL	Textile Upholstery Grades														Leather Upholstery Grades				
TITLE	SERIES	MODEL	STYLE	ARM	DIMENSIONS	YDG	SQFT	COM	A	B	C	D	E	F	G	H	I	J	K	L	M	W	X	Y	E1	E2
Stand Alone Club Chair Wrap-Over 4in Arm 	NY	11	1	B24	38W x 34.5D x 29.5H	7	108	4,385	4,934	5,234	5,523	5,822	6,120	6,448	6,776	7,162	7,664	8,260	8,858	9,449	10,045	7,159	8,025	10,238	11,538	13,921
Stand Alone Two-Seat Sofa Wrap-Over 4in Arm 	NY	12	1	B24	68W x 34.5D x 29.5H	11	170	6,461	7,308	7,767	8,211	8,672	9,131	9,636	10,140	10,733	11,506	12,426	13,344	14,250	15,169	10,840	12,206	15,694	17,747	21,507
Stand Alone Three-Seat Sofa Wrap-Over 4in Arm 	NY	13	1	B24	98W x 34.5D x 29.5H	15	232	8,539	9,807	10,498	11,165	11,855	12,544	13,300	14,057	14,947	16,103	17,483	18,864	20,222	21,600	14,511	16,380	21,137	23,938	29,071

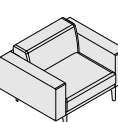
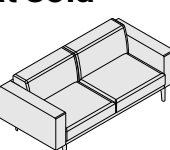
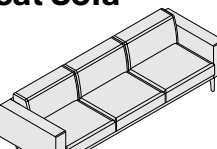
To Order Select Below

1. Series/Model/Style/Arm	2. Upholstery Style	3. Leg Choice	4. Leg Finish	5. Power	6. Options	7. Upholstery
<div></div> <div>NY111B24</div> <div>NYC Stand Alone, Club Chair Wrap-Over, 4in Arm</div>	<div>DF</div> <div>DUAL UPHOLSTERY</div> <div><div>Club Chair Plinth and Arms Seat and Back</div><div>4.5 yds 3.5 yds</div></div>	<div></div> <div>C1</div> <div>ALUMINUM LEGS WITH ADJUSTABLE GLIDES</div>	<div></div> <div>BL BLUE BM BLACK MATTE BR BRASS BT BLACK TWILIGHT CP CHAMPAGNE DB DARK BRONZE DG DARK GRAY DP DUSTY PINK FG FOREST GREEN LG LIGHT GRAY MG MEADOW GREEN MK MILK MS METALLIC SILVER</div>	<div></div> <div>Power</div> <div>Refer to power ordering steps on page 7.</div>	<div></div> <div>WI WELT CORD ON SEAT W3 WELT CORD ON SEAT AND BACK</div> <div>+59+118+176 +104+208+312</div> <div><div></div><div>Sewn Tuft</div><div>T1 TUFTED SEAT T3 TUFTED SEAT AND BACK</div><div>+59+118+176 +104+208+312</div></div> <div><div></div><div>Options</div><div>CT CONTRASTING THREAD</div></div> <div><div>Important Option Parameters</div><div>Welt cords and sewn tufts can be specified on the same cushions. Contrasting thread is not available with the welt cord option.</div></div>	<div></div> <div>Upholstery</div> <div>See general information section for details on textile program and COM/ COL information.</div> <div>Yardages provided are for non-directional fabrics that are applied railroaded. Directional fabrics may require additional yardage.</div> <div>When specifying dual upholstery models, the higher of the two grades will determine price.</div> <div>Tufting will help evenly distribute the wrinkling that will occur with certain leathers and fabrics.</div>
<div></div> <div>NY121B24</div> <div>NYC Stand Alone, Two-Seat Sofa, Wrap-Over, 4in Arm</div>			<div></div> <div>BL BLUE BM BLACK MATTE BR BRASS BT BLACK TWILIGHT CP CHAMPAGNE DB DARK BRONZE DG DARK GRAY DP DUSTY PINK FG FOREST GREEN LG LIGHT GRAY MG MEADOW GREEN MK MILK MS METALLIC SILVER</div>			
<div></div> <div>NY131B24</div> <div>NYC Stand Alone, Three-Seat Sofa, Wrap-Over, 4in Arm</div>	<div></div> <div>Three-Seat Sofa Plinth and Arms Seats and Backs</div> <div>6.5 yds 9.0 yds</div>		<div></div> <div>Polished Metal</div> <div>AL POLISHED ALUMINUM/CHROME</div>	<div></div> <div>1-Seat2-Seat3-Seat</div> <div>+223+223+297</div>		

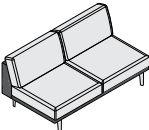
Chrome rails with polished aluminum legs.

NYC

WRAP-OVER: STAND ALONE SEATING, 6IN ARM

						COM		COL		Textile Upholstery Grades												Leather Upholstery Grades				
TITLE	SERIES	MODEL	STYLE	ARM	DIMENSIONS	YDG	SQFT	COM	A	B	C	D	E	F	G	H	I	J	K	L	M	W	X	Y	E1	E2
Stand Alone Club Chair Wrap-Over 6in Arm 	NY	11	1	B26	42W x 34.5D x 29.5H	7	108	4,385	4,934	5,234	5,523	5,822	6,120	6,448	6,776	7,162	7,664	8,260	8,858	9,449	10,045	7,159	8,025	10,238	11,538	13,921
Stand Alone Two-Seat Sofa Wrap-Over 6in Arm 	NY	12	1	B26	72W x 34.5D x 29.5H	11	170	6,461	7,308	7,767	8,211	8,672	9,131	9,636	10,140	10,733	11,506	12,426	13,344	14,250	15,169	10,840	12,206	15,694	17,747	21,507
Stand Alone Three-Seat Sofa Wrap-Over 6in Arm 	NY	13	1	B26	102W x 34.5D x 29.5H	15	232	8,539	9,807	10,498	11,165	11,855	12,544	13,300	14,057	14,947	16,103	17,483	18,864	20,222	21,600	14,511	16,380	21,137	23,938	29,071

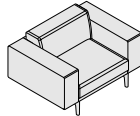
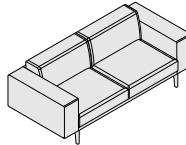
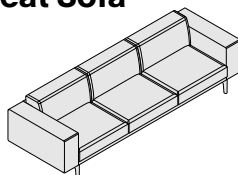
To Order Select Below

1. Series/Model/Style/Arm	2. Upholstery Style	3. Leg Choice	4. Leg Finish	5. Power	6. Options	7. Upholstery
<div><div></div><div></div></div> <div><div>NY111B26</div><div>NYC Stand Alone, Club Chair Wrap-Over, 6in Arm</div></div>	<div><div></div><div></div></div> <div><div>Upholstery Style</div><div>DF DUAL UPHOLSTERY</div><div>Dual upholstery option allows for a second textile to be applied to NYC seats and backs.</div><div></div><div><div>Club Chair</div><div>Plinth and Arms 4.5 yds Seat and Back 3.5 yds</div></div><div><div>Two-Seat Sofa</div><div>Plinth and Arms 5.5 yds Seats and Backs 6.0 yds</div></div><div><div>Three-Seat Sofa</div><div>Plinth and Arms 6.5 yds Seats and Backs 9.0 yds</div></div></div>	<div><div></div><div></div></div> <div><div>Leg Choice</div><div>C1 ALUMINUM LEGS WITH ADJUSTABLE GLIDES</div></div>	<div><div></div><div></div></div> <div><div>Standard Powder Coat</div><div><div><div>BL BLUE</div><div>BM BLACK MATTE</div><div>BR BRASS</div><div>BT BLACK TWILIGHT</div><div>CP CHAMPAGNE</div><div>DB DARK BRONZE</div><div>DG DARK GRAY</div><div>DP DUSTY PINK</div><div>FG FOREST GREEN</div><div>LG LIGHT GRAY</div><div>MG MEADOW GREEN</div><div>MK MILK</div><div>MS METALLIC SILVER</div></div><div><div><div>NK NICKEL</div><div>NV NAVY</div><div>OR ORANGE</div><div>PY PALE YELLOW</div><div>RD RED</div><div>RO RED ORANGE</div><div>RR RUSTY RED</div><div>SB SOFT BLUE</div><div>SD SAND</div><div>TC TERRACOTTA</div><div>TP TAUPE</div><div>TS TEXTURED SLATE</div><div>YL YELLOW</div></div></div><div><div></div><div><div>Polished Metal</div><div>1-Seat 2-Seat 3-Seat</div></div></div><div><div>AL POLISHED ALUMINUM/CHROME</div><div>+223 +223 +297</div></div></div></div>	<div><div></div><div></div></div> <div><div>Power</div><div>Refer to power ordering steps on page 7.</div></div>	<div><div></div><div></div></div> <div><div>Welt Cord</div><div><div>1-Seat 2-Seat 3-Seat</div><div><div>WI WELT CORD ON SEAT</div><div>+59 +118 +176</div><div>W3 WELT CORD ON SEAT AND BACK</div><div>+104 +208 +312</div></div></div><div><div></div><div><div>Sewn Tuft</div><div><div>T1 TUFTED SEAT</div><div>+59 +118 +176</div><div>T3 TUFTED SEAT AND BACK</div><div>+104 +208 +312</div></div></div><div><div></div><div><div>Options</div><div>CT CONTRASTING THREAD</div></div></div><div><div>Important Option Parameters</div><div>Welt cords and sewn tufts can be specified on the same cushions. Contrasting thread is not available with the welt cord option.</div></div></div></div>	<div><div></div><div></div></div> <div><div>Upholstery</div><div>See general information section for details on textile program and COM/ COL information.</div><div>Yardages provided are for non-directional fabrics that are applied railroaded. Directional fabrics may require additional yardage.</div><div>When specifying dual upholstery models, the higher of the two grades will determine price.</div><div>Tufting will help evenly distribute the wrinkling that will occur with certain leathers and fabrics.</div></div>

Chrome rails with polished aluminum legs.

NYC

WRAP-OVER: STAND ALONE SEATING, 9IN ARM

						COM	COL	Textile Upholstery Grades														Leather Upholstery Grades				
TITLE	SERIES	MODEL	STYLE	ARM	DIMENSIONS	YDG	SQFT	COM	A	B	C	D	E	F	G	H	I	J	K	L	M	W	X	Y	E1	E2
Stand Alone Club Chair Wrap-Over 9in Arm 	NY	11	1	B29	48W x 34.5D x 29.5H	9	112	4,385	5,103	5,495	5,873	6,264	6,654	7,083	7,512	8,017	8,672	9,453	10,236	11,005	11,787	7,274	8,180	10,480	11,835	14,318
Stand Alone Two-Seat Sofa Wrap-Over 9in Arm 	NY	12	1	B29	78W x 34.5D x 29.5H	13	174	6,461	7,475	8,026	8,562	9,114	9,666	10,271	10,876	11,589	12,514	13,619	14,722	15,806	16,912	10,954	12,359	15,937	18,044	21,904
Stand Alone Three-Seat Sofa Wrap-Over 9in Arm 	NY	13	1	B29	108W x 34.5D x 29.5H	17	236	8,539	9,977	10,759	11,513	12,298	13,079	13,936	14,792	15,801	17,112	18,677	20,240	21,778	23,342	14,625	16,530	21,380	24,235	29,468

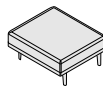
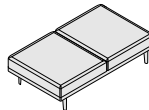
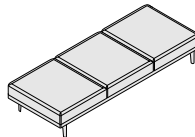
To Order Select Below

1. Series/Model/Style/Arm	2. Upholstery Style	3. Leg Choice	4. Leg Finish	5. Power	6. Options	7. Upholstery
<div><div></div><div></div></div> <div>NY111B29</div> <div>NYC Stand Alone, Club Chair Wrap-Over, 9in Arm</div>	<div><div>DF</div><div>DUAL UPHOLSTERY</div></div> <div>Dual upholstery option allows for a second textile to be applied to NYC seats and backs.</div>	<div><div>C1</div><div>ALUMINUM LEGS WITH ADJUSTABLE GLIDES</div></div>	<div><div>BL</div><div>BLUE</div></div> <div><div>BM</div><div>BLACK MATTE</div></div> <div><div>BR</div><div>BRASS</div></div> <div><div>BT</div><div>BLACK TWILIGHT</div></div> <div><div>CP</div><div>CHAMPAGNE</div></div> <div><div>DB</div><div>DARK BRONZE</div></div> <div><div>DG</div><div>DARK GRAY</div></div> <div><div>DP</div><div>DUSTY PINK</div></div> <div><div>FG</div><div>FOREST GREEN</div></div> <div><div>LG</div><div>LIGHT GRAY</div></div> <div><div>MG</div><div>MEADOW GREEN</div></div> <div><div>MK</div><div>MILK</div></div> <div><div>MS</div><div>METALLIC SILVER</div></div>	<div><div></div><div>Power</div><div>Refer to power ordering steps on page 7.</div></div>	<div><div><div><div></div><div>Welt Cord</div></div><div><div>WI</div><div>WELT CORD ON SEAT</div><div>+59</div><div>+118</div><div>+176</div></div><div><div>W3</div><div>WELT CORD ON SEAT AND BACK</div><div>+104</div><div>+208</div><div>+312</div></div></div><div><div><div></div><div>Sewn Tuft</div></div><div><div>T1</div><div>TUFTED SEAT</div><div>+59</div><div>+118</div><div>+176</div></div><div><div>T3</div><div>TUFTED SEAT AND BACK</div><div>+104</div><div>+208</div><div>+312</div></div></div><div><div><div></div><div>Options</div></div><div><div>CT</div><div>CONTRASTING THREAD</div></div></div><div><div>Important Option Parameters</div><div>Welt cords and sewn tufts can be specified on the same cushions. Contrasting thread is not available with the welt cord option.</div></div></div>	<div><div><div></div><div>Upholstery</div><div>See general information section for details on textile program and COM/ COL information.</div><div>Yardages provided are for non-directional fabrics that are applied railroaded. Directional fabrics may require additional yardage.</div><div>When specifying dual upholstery models, the higher of the two grades will determine price.</div><div>Tufting will help evenly distribute the wrinkling that will occur with certain leathers and fabrics.</div></div></div>
<div><div></div><div></div></div> <div>NY121B29</div> <div>NYC Stand Alone, Two-Seat Sofa, Wrap-Over, 9in Arm</div>	<div><div><div><div></div><div></div></div></div><div><div>Club Chair</div><div>Plinth and Arms Seat and Back</div><div>6.5 yds 3.5 yds</div></div><div><div>Two-Seat Sofa</div><div>Plinth and Arms Seats and Backs</div><div>7.5 yds 6.0 yds</div></div><div><div>Three-Seat Sofa</div><div>Plinth and Arms Seats and Backs</div><div>9.0 yds 8.0 yds</div></div></div>		<div><div></div><div>Polished Metal</div><div>AL POLISHED ALUMINUM/CHROME</div></div>	<div><div></div><div>Power</div><div>Refer to power ordering steps on page 7.</div></div>	<div><div><div><div></div><div>Welt Cord</div></div><div><div>WI</div><div>WELT CORD ON SEAT</div><div>+59</div><div>+118</div><div>+176</div></div><div><div>W3</div><div>WELT CORD ON SEAT AND BACK</div><div>+104</div><div>+208</div><div>+312</div></div></div><div><div><div></div><div>Sewn Tuft</div></div><div><div>T1</div><div>TUFTED SEAT</div><div>+59</div><div>+118</div><div>+176</div></div><div><div>T3</div><div>TUFTED SEAT AND BACK</div><div>+104</div><div>+208</div><div>+312</div></div></div><div><div><div></div><div>Options</div></div><div><div>CT</div><div>CONTRASTING THREAD</div></div></div><div><div>Important Option Parameters</div><div>Welt cords and sewn tufts can be specified on the same cushions. Contrasting thread is not available with the welt cord option.</div></div></div>	<div><div><div></div><div>Upholstery</div><div>See general information section for details on textile program and COM/ COL information.</div><div>Yardages provided are for non-directional fabrics that are applied railroaded. Directional fabrics may require additional yardage.</div><div>When specifying dual upholstery models, the higher of the two grades will determine price.</div><div>Tufting will help evenly distribute the wrinkling that will occur with certain leathers and fabrics.</div></div></div>
<div><div></div><div></div></div> <div>NY131B29</div> <div>NYC Stand Alone, Three-Seat Sofa, Wrap-Over, 9in Arm</div>	<div><div><div><div></div><div></div></div></div><div><div>Club Chair</div><div>Plinth and Arms Seat and Back</div><div>6.5 yds 3.5 yds</div></div><div><div>Two-Seat Sofa</div><div>Plinth and Arms Seats and Backs</div><div>7.5 yds 6.0 yds</div></div><div><div>Three-Seat Sofa</div><div>Plinth and Arms Seats and Backs</div><div>9.0 yds 8.0 yds</div></div></div>		<div><div></div><div>Polished Metal</div><div>AL POLISHED ALUMINUM/CHROME</div></div>	<div><div></div><div>Power</div><div>Refer to power ordering steps on page 7.</div></div>	<div><div><div><div></div><div>Welt Cord</div></div><div><div>WI</div><div>WELT CORD ON SEAT</div><div>+59</div><div>+118</div><div>+176</div></div><div><div>W3</div><div>WELT CORD ON SEAT AND BACK</div><div>+104</div><div>+208</div><div>+312</div></div></div><div><div><div></div><div>Sewn Tuft</div></div><div><div>T1</div><div>TUFTED SEAT</div><div>+59</div><div>+118</div><div>+176</div></div><div><div>T3</div><div>TUFTED SEAT AND BACK</div><div>+104</div><div>+208</div><div>+312</div></div></div><div><div><div></div><div>Options</div></div><div><div>CT</div><div>CONTRASTING THREAD</div></div></div><div><div>Important Option Parameters</div><div>Welt cords and sewn tufts can be specified on the same cushions. Contrasting thread is not available with the welt cord option.</div></div></div>	<div><div><div></div><div>Upholstery</div><div>See general information section for details on textile program and COM/ COL information.</div><div>Yardages provided are for non-directional fabrics that are applied railroaded. Directional fabrics may require additional yardage.</div><div>When specifying dual upholstery models, the higher of the two grades will determine price.</div><div>Tufting will help evenly distribute the wrinkling that will occur with certain leathers and fabrics.</div></div></div>

Chrome rails with polished aluminum legs.

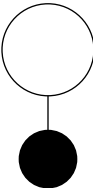
NYC

WRAP-OVER: STAND ALONE BENCHES

					COM	COL	Textile Upholstery Grades															Leather Upholstery Grades				
										COL																
TITLE	SERIES	MODEL	STYLE	DIMENSIONS	YDG	SQFT	COM	A	B	C	D	E	F	G	H	I	J	K	L	M	W	X	Y	E1	E2	
Stand Alone One-Seat Bench Wrap-Over 	NY	01	1	30W x 33.5D x 17.5H	3	40	2,748	3,007	3,148	3,285	3,429	3,570	3,725	3,883	4,065	4,305	4,586	4,871	5,150	5,434	3,800	4,129	4,971	5,461	6,369	
Stand Alone Two-Seat Bench Wrap-Over 	NY	02	1	60W x 33.5D x 17.5H	5.5	74	3,357	3,793	4,028	4,257	4,494	4,730	4,990	5,248	5,553	5,950	6,424	6,899	7,363	7,836	5,299	5,903	7,452	8,360	10,030	
Stand Alone Three-Seat Bench Wrap-Over 	NY	03	1	90W x 33.5D x 17.5H	7.5	99	4,881	5,492	5,823	6,143	6,474	6,805	7,168	7,532	7,960	8,513	9,176	9,840	10,491	11,154	7,707	8,588	10,840	12,163	14,589	

To Order Select Below

1. Series/Model/Style



NY011

NYC
Stand Alone, One-Seat
Bench, Wrap-Over

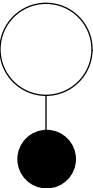
NY021

NYC
Stand Alone, Two-Seat
Bench, Wrap-Over

NY031

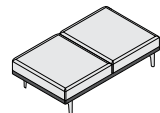
NYC
Stand-Alone, Three-Seat
Bench, Wrap-Over

2. Upholstery Style



DF DUAL UPHOLSTERY

Dual upholstery option allows for a second textile to be applied to NYC seats and backs.

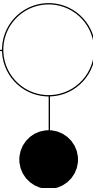


One-Seat Stand Alone Bench
Plinth 1.5 yds
Seat 2.5 yds

Two-Seat Stand Alone Bench
Plinth 2.0 yds
Seats 4.0 yds

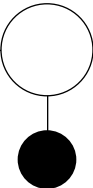
Three-Seat Stand Alone Bench
Plinth 2.0 yds
Seats 6.0 yds

3. Leg Choice



C1 ALUMINUM
LEGS WITH
ADJUSTABLE
GLIDES

4. Leg Finish



Standard Powder Coat

BL	BLUE
BM	BLACK MATTE
BR	BRASS
BT	BLACK TWILIGHT
CP	CHAMPAGNE
DB	DARK BRONZE
DG	DARK GRAY
DP	DUSTY PINK
FG	FOREST GREEN
LG	LIGHT GRAY
MG	MEADOW GREEN
MK	MILK
MS	METALLIC SILVER

Polished Metal

AL POLISHED ALUMINUM/CHROME

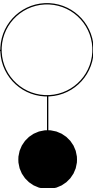
Chrome rails with polished aluminum legs.

NK	NICKEL
NV	NAVY
OR	ORANGE
PY	PALE YELLOW
RD	RED
RO	RED ORANGE
RR	RUSTY RED
SB	SOFT BLUE
SD	SAND
TC	TERRACOTTA
TP	TAUPE
TS	TEXTURED SLATE
YL	YELLOW

1-Seat 2-Seat 3-Seat

+223 +223 +297

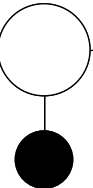
5. Power



Power

Refer to power ordering steps on [page 7](#).

6. Options



WI WELT CORD ON SEAT +59 +118 +176

Sewn Tuft

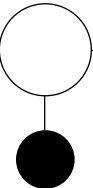
T1 TUFTED SEAT +59 +118 +176

Options

CT CONTRASTING THREAD

Important Option Parameters
Welt cords and sewn tufts can be specified on the same cushions.
Contrasting thread is not available with the welt cord option.

7. Upholstery



Upholstery

See [general information section](#) for details on textile program and COM/ COL information.

Yardages provided are for non-directional fabrics that are applied railroaded. Directional fabrics may require additional yardage.

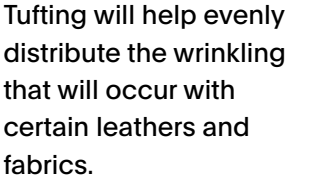
When specifying dual upholstery models, the higher of the two grades will determine price.

Tufting will help evenly distribute the wrinkling that will occur with certain leathers and fabrics.

RELAXED: MODULAR SEATING



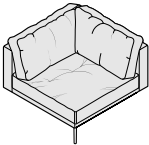
To Order Select Below

7. Upholstery

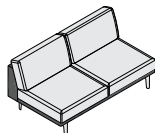


NYC

RELAXED: MODULAR CORNERS

							Textile Upholstery Grades														Leather Upholstery Grades				
TITLE	SERIES	MODEL	STYLE	DIMENSIONS	YDG	SQFT	COM	A	B	C	D	E	F	G	H	I	J	K	L	M	W	X	Y	E1	E2
<div>Modular 135 Degree Corner Relaxed</div> <div></div>	NY	14	3	42W x 34.5D x 29.5H	6	65	4,304	4,808	5,085	5,354	5,629	5,903	6,207	6,509	6,865	7,328	7,881	8,433	8,975	9,527	5,986	6,510	7,854	8,642	10,088
<div>Modular 150 Degree Corner Relaxed</div> <div></div>	NY	15	3	40.38W x 34.5D x 29.5H	6	65	4,304	4,808	5,085	5,354	5,629	5,903	6,207	6,509	6,865	7,328	7,881	8,433	8,975	9,527	5,986	6,510	7,854	8,642	10,088
<div>Modular 90 Degree Corner Relaxed</div> <div></div>	NY	16	3	47.88W x 34.5D x 29.5H	7	89	4,597	5,125	5,409	5,684	5,969	6,254	6,568	6,880	7,247	7,726	8,296	8,867	9,427	9,998	6,905	7,628	9,469	10,549	12,532



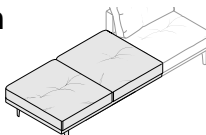
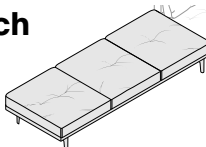
To Order Select Below

1. Series/Model/Style	2. Upholstery Style	3. Leg Choice	4. Leg Finish	5. Power	6. Options	7. Upholstery
<div></div> <div>NY143</div> <div>NYC Modular, 135° Corner, Relaxed</div>	<div>Upholstery Style</div> <div>DF DUAL UPHOLSTERY</div> <div>Dual upholstery option allows for a second textile to be applied to NYC seats and backs.</div> <div></div> <div>135° Corner Plinth 3.0 yds Seat and Back 4.0 yds</div> <div>150° Corner Plinth 3.0 yds Seat and Back 4.0 yds</div> <div>90° Corner Plinth 3.0 yds Seat and Backs 4.0 yds</div>	<div>Leg Choice</div> <div>C1 ALUMINUM LEGS WITH ADJUSTABLE GLIDES</div>	<div>Standard Powder Coat</div> <div>BL BLUE BM BLACK MATTE BR BRASS BT BLACK TWILIGHT CP CHAMPAGNE DB DARK BRONZE DG DARK GRAY DP DUSTY PINK FG FOREST GREEN LG LIGHT GRAY MG MEADOW GREEN MK MILK MS METALLIC SILVER</div> <div>Polished Metal</div> <div>AL POLISHED ALUMINUM/CHROME +223</div>	<div>Power</div> <div>Refer to power ordering steps on page 7.</div>	<div>Welt Cord</div> <div>WI WELT CORD ON SEAT +59 W3 WELT CORD ON SEAT AND BACK +147</div> <div>Options</div> <div>CT CONTRASTING THREAD</div> <div>Important Option Parameters Contrasting thread is not available with the welt cord option.</div>	<div>Upholstery</div> <div>See general information section for details on textile program and COM/COL information.</div> <div>Yardages provided are for non-directional fabrics that are applied railroaded. Directional fabrics may require additional yardage.</div> <div>When specifying dual upholstery models, the higher of the two grades will determine price.</div> <div>Tufting will help evenly distribute the wrinkling that will occur with certain leathers and fabrics.</div>

Chrome rails with polished aluminum legs.

NYC

RELAXED: MODULAR IN-LINE BENCHES

					COM	COL	Textile Upholstery Grades															Leather Upholstery Grades				
TITLE	SERIES	MODEL	STYLE	DIMENSIONS	YDG	SQFT	COM	A	B	C	D	E	F	G	H	I	J	K	L	M	W	X	Y	E1	E2	
Modular 2/3-Seat In-line Bench Relaxed 	NY	07	3	20W x 34.5D x 17.5H	2.5	30	1,982	2,157	2,253	2,345	2,438	2,533	2,636	2,741	2,862	3,020	3,210	3,399	3,586	3,776	2,790	3,040	3,681	4,060	4,751	
Modular One-Seat In-line Bench Relaxed 	NY	04	3	30W x 34.5D x 17.5H	3	40	2,290	2,549	2,691	2,829	2,972	3,112	3,269	3,426	3,607	3,845	4,129	4,412	4,692	4,976	3,343	3,671	4,513	5,004	5,913	
Modular Two-Seat In-line Bench Relaxed 	NY	05	3	60W x 34.5D x 17.5H	5	74	3,661	4,097	4,332	4,562	4,800	5,035	5,295	5,553	5,859	6,255	6,729	7,203	7,667	8,141	5,602	6,210	7,756	8,666	10,333	
Modular Three-Seat In-line Bench Relaxed 	NY	06	3	90W x 34.5D x 17.5H	7.5	100	5,339	5,949	6,280	6,601	6,931	7,263	7,627	7,989	8,417	8,972	9,635	10,296	10,947	11,610	8,164	9,046	11,297	12,620	15,048	

To Order Select Below

1. Series/Model/Style

NY073

NYC
Modular, 2/3-Seat In-line Bench, Relaxed

NY043

NYC
Modular, One-Seat In-line Bench, Relaxed

NY053

NYC
Modular, Two-Seat In-line Bench, Relaxed

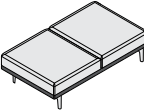
NY063

NYC
Modular, Three-Seat In-line Bench, Relaxed

2. Upholstery Style

DF DUAL UPHOLSTERY

Dual upholstery option allows for a second textile to be applied to NYC seats and backs.



2/3-Seat In-Line Bench

Plinth 1.5 yds
Seat 2.0 yds

One-Seat In-Line Bench

Plinth 1.5 yds
Seat 2.5 yds

Two-Seat In-Line Bench

Plinth 2.0 yds
Seats 4.0 yds

Three-Seat In-Line Bench

Plinth 2.0 yds
Seats 6.0 yds

3. Leg Choice

C1 ALUMINUM LEGS WITH ADJUSTABLE GLIDES

4. Leg Finish

BL BLUE

BM BLACK MATTE

BR BRASS

BT BLACK TWILIGHT

CP CHAMPAGNE

DB DARK BRONZE

DG DARK GRAY

DP DUSTY PINK

FG FOREST GREEN

LG LIGHT GRAY

MG MEADOW GREEN

MK MILK

MS METALLIC SILVER

NK NICKEL

NV NAVY

OR ORANGE

PY PALE YELLOW

RD RED

RO RED ORANGE

RR RUSTY RED

SB SOFT BLUE

SD SAND

TC TERRACOTTA

TP TAUPE

TS TEXTURED SLATE

YL YELLOW

2/3-Seat 1-Seat 2-Seat 3-Seat

AL POLISHED ALUMINUM/CHROME +223 +223 +297

Chrome rails with polished aluminum legs.

5. Power

Power

Refer to power ordering steps on page 7.

6. Options

WI WELT CORD ON SEAT +59 +118 +176

Options

CT CONTRASTING THREAD

Important Option Parameters

Contrasting thread is not available with the welt cord option.

7. Upholstery

Upholstery

See general information section for details on textile program and COM/ COL information.

Yardages provided are for non-directional fabrics that are applied railroaded. Directional fabrics may require additional yardage.

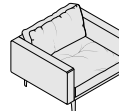

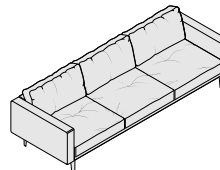
When specifying dual upholstery models, the higher of the two grades will determine price.

Tufting will help evenly distribute the wrinkling that will occur with certain leathers and fabrics.

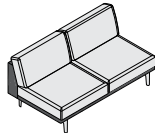
31

NYC

RELAXED: STAND ALONE SEATING, 4IN ARM

						COM		COL		Textile Upholstery Grades												Leather Upholstery Grades				
						YDG	SQFT	COM	A	B	C	D	E	F	G	H	I	J	K	L	M	W	X	Y	E1	E2
<div><div>Stand Alone Club Chair</div><div>Relaxed 4in Arm</div><div></div></div>	NY	11	3	B24	38W x 34.5D x 29.5H	7	98	4,680	5,215	5,503	5,786	6,073	6,364	6,680	6,999	7,373	7,857	8,438	9,017	9,588	10,167	7,291	8,108	10,190	11,412	13,656
<div><div>Stand Alone Two-Seat Sofa</div><div>Relaxed 4in Arm</div><div></div></div>	NY	12	3	B24	68W x 34.5D x 29.5H	11	154	7,056	7,901	8,360	8,805	9,264	9,725	10,229	10,733	11,326	12,097	13,019	13,938	14,842	15,764	11,042	12,288	15,612	17,334	20,762
<div><div>Stand Alone Three-Seat Sofa</div><div>Relaxed 4in Arm</div><div></div></div>	NY	13	3	B24	98W x 34.5D x 29.5H	14	209	9,428	10,696	11,387	12,054	12,744	13,434	14,191	14,947	15,837	16,995	18,373	19,754	21,110	22,491	14,835	16,523	20,831	23,366	28,009

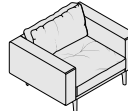
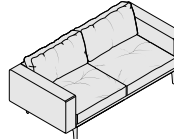
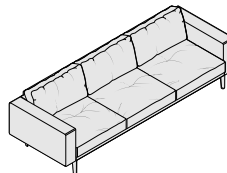
To Order Select Below

1. Series/Model/Style/Arm	2. Upholstery Style	3. Leg Choice	4. Leg Finish	5. Power	6. Options	7. Upholstery
<div></div> <div></div> <div>NY113B24</div> <div>NYC Stand Alone, Club Chair Relaxed, 4in Arm</div> <div>NY123B24</div> <div>NYC Stand Alone, Two-Seat Sofa, Relaxed, 4in Arm</div> <div>NY133B24</div> <div>NYC Stand Alone, Three-Seat Sofa, Relaxed, 4in Arm</div>	<div></div> <div>Upholstery Style</div> <div>DF DUAL UPHOLSTERY</div> <div>Dual upholstery option allows for a second textile to be applied to NYC seats and backs.</div> <div></div> <div>Club Chair Plinth and Arms 4.5 yds Seat and Back 3.5 yds</div> <div>Two-Seat Sofa Plinth and Arms 5.5 yds Seats and Backs 6.0 yds</div> <div>Three-Seat Sofa Plinth and Arms 6.5 yds Seats and Backs 8.0 yds</div>	<div></div> <div>Leg Choice</div> <div>C1ALUMINUM LEGS WITH ADJUSTABLE GLIDES</div>	<div></div> <div>Standard Powder Coat</div> <div>BL BLUE BM BLACK MATTE BR BRASS BT BLACK TWILIGHT CP CHAMPAGNE DB DARK BRONZE DG DARK GRAY DP DUSTY PINK FG FOREST GREEN LG LIGHT GRAY MG MEADOW GREEN MK MILK MS METALLIC SILVER</div> <div>Polished Metal</div> <div>AL POLISHED ALUMINUM/CHROME</div>	<div></div> <div>Power</div> <div>Refer to power ordering steps on page 7.</div>	<div></div> <div>Welt Cord</div> <div>WI WELT CORD ON SEAT +59 W3 WELT CORD ON SEAT AND BACK +104</div> <div>Options</div> <div>CT CONTRASTING THREAD</div> <div>Important Option Parameters Contrasting thread is not available with the welt cord option.</div>	<div></div> <div>Upholstery</div> <div>See general information section for details on textile program and COM/ COL information.</div> <div>Yardages provided are for non-directional fabrics that are applied railroaded. Directional fabrics may require additional yardage.</div> <div>When specifying dual upholstery models, the higher of the two grades will determine price.</div> <div>Tufting will help evenly distribute the wrinkling that will occur with certain leathers and fabrics.</div>
					<div>1-Seat2-Seat3-Seat</div> <div>+223+223+297</div>	

Chrome rails with polished aluminum legs.

NYC

RELAXED: STAND ALONE SEATING, 6IN ARM

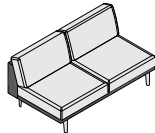
						COM	COL	Textile Upholstery Grades														Leather Upholstery Grades				
TITLE	SERIES	MODEL	STYLE	ARM	DIMENSIONS	YDG	SQFT	COM	A	B	C	D	E	F	G	H	I	J	K	L	M	W	X	Y	E1	E2
Stand Alone Club Chair Relaxed 6in Arm 	NY	11	3	B26	42W x 34.5D x 29.5H	7	98	4,680	5,215	5,503	5,786	6,073	6,364	6,680	6,999	7,373	7,857	8,438	9,017	9,588	10,167	7,291	8,108	10,190	11,412	13,656
Stand Alone Two-Seat Sofa Relaxed 6in Arm 	NY	12	3	B26	72W x 34.5D x 29.5H	11	154	7,056	7,901	8,360	8,805	9,264	9,725	10,229	10,733	11,326	12,097	13,019	13,938	14,842	15,764	11,042	12,288	15,612	17,334	20,762
Stand Alone Three-Seat Sofa Relaxed 6in Arm 	NY	13	3	B26	102W x 34.5D x 29.5H	14	209	9,428	10,696	11,387	12,054	12,744	13,434	14,191	14,947	15,837	16,995	18,373	19,754	21,110	22,491	14,835	16,523	20,831	23,366	28,009

To Order Select Below

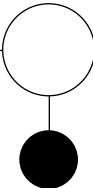
1. Series/Model/Style/Arm


NY113B26
NYC Stand Alone, Club Chair Relaxed, 6in Arm
NY123B26
NYC Stand Alone, Two-Seat Sofa, Relaxed, 6in Arm
NY133B26
NYC Stand Alone, Three-Seat Sofa, Relaxed, 6in Arm

2. Upholstery Style

	Upholstery Style
DF	DUAL UPHOLSTERY
Dual upholstery option allows for a second textile to be applied to NYC seats and backs.	
	
Club Chair Plinth and Arms Seat and Back	4.5 yds 3.5 yds
Two-Seat Sofa Plinth and Arms Seats and Backs	5.5 yds 6.0 yds
Three-Seat Sofa Plinth and Arms Seats and Backs	6.5 yds 9.0 yds

3. Leg Choice

	Leg Choice
C1	ALUMINUM LEGS WITH ADJUSTABLE GLIDES

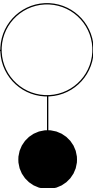
4. Leg Finish

Standard Powder Coat	
BL	BLUE
BM	BLACK MATTE
BR	BRASS
BT	BLACK TWILIGHT
CP	CHAMPAGNE
DB	DARK BRONZE
DG	DARK GRAY
DP	DUSTY PINK
FG	FOREST GREEN
LG	LIGHT GRAY
MG	MEADOW GREEN
MK	MILK
MS	METALLIC SILVER
NK	NICKEL
NV	NAVY
OR	ORANGE
PY	PALE YELLOW
RD	RED
RO	RED ORANGE
RR	RUSTY RED
SB	SOFT BLUE
SD	SAND
TC	TERRACOTTA
TP	TAUPE
TS	TEXTURED SLATE
YL	YELLOW

Polished Metal	1-Seat	2-Seat	3-Seat	
AL	POLISHED ALUMINUM/CHROME	+223	+223	+297

Chrome rails with polished aluminum legs.

5. Power

	Power
Refer to power ordering steps on page 7.	

6. Options

	Welt Cord	1-Seat	2-Seat	3-Seat
WI	WELT CORD ON SEAT	+59	+118	+176
W3	WELT CORD ON SEAT AND BACK	+104	+208	+312

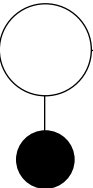
Options

CT	CONTRASTING THREAD
----	--------------------

Important Option Parameters


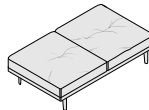
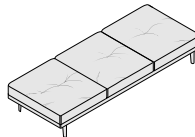
Contrasting thread is not available with the welt cord option.

7. Upholstery

	Upholstery
See general information section for details on textile program and COM/ COL information.	
Yardages provided are for non-directional fabrics that are applied railroaded. Directional fabrics may require additional yardage.	
When specifying dual upholstery models, the higher of the two grades will determine price.	
Tufting will help evenly distribute the wrinkling that will occur with certain leathers and fabrics.	

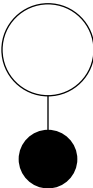
NYC

RELAXED: STAND ALONE BENCHES

					COM	COL	Textile Upholstery Grades															Leather Upholstery Grades				
TITLE	SERIES	MODEL	STYLE	DIMENSIONS	YDG	SQFT	COM	A	B	C	D	E	F	G	H	I	J	K	L	M	W	X	Y	E1	E2	
Stand Alone One-Seat Bench Relaxed 	NY	01	3	30W x 33.5D x 17.5H	3	40	2,898	3,161	3,302	3,440	3,582	3,723	3,879	4,035	4,219	4,455	4,739	5,021	5,303	5,586	3,954	4,280	5,122	5,615	6,522	
Stand Alone Two-Seat Bench Relaxed 	NY	02	3	60W x 33.5D x 17.5H	5.5	74	3,661	4,097	4,332	4,562	4,800	5,035	5,295	5,553	5,859	6,255	6,729	7,203	7,667	8,141	5,602	6,210	7,756	8,666	10,333	
Stand Alone Three-Seat Bench Relaxed 	NY	03	3	90W x 33.5D x 17.5H	7.5	100	5,339	5,949	6,280	6,601	6,931	7,263	7,627	7,989	8,417	8,972	9,635	10,296	10,947	11,610	8,164	9,046	11,297	12,620	15,048	

To Order Select Below

1. Series/Model/Style



NY013

**NYC
Stand Alone, One-Seat
Bench, Relaxed**

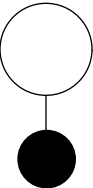
NY023

**NYC
Stand Alone, Two-Seat
Bench, Relaxed**

NY033

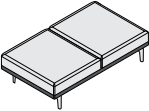
**NYC
Stand-Alone, Three-Seat
Bench, Relaxed**

2. Upholstery Style



DF DUAL UPHOLSTERY

Dual upholstery option allows for a second textile to be applied to NYC seats and backs.

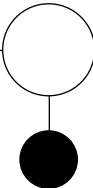


One-Seat Stand Alone Bench
Plinth 1.5 yds
Seat 2.0 yds

Two-Seat Stand Alone Bench
Plinth 2.0 yds
Seats 4.0 yds

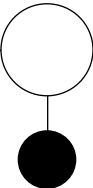
Three-Seat Stand Alone Bench
Plinth 2.0 yds
Seats 6.0 yds

3. Leg Choice



C1 ALUMINUM
LEGS WITH
ADJUSTABLE
GLIDES

4. Leg Finish

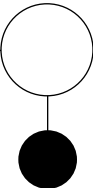


BL	BLUE	NK	NICKEL
BM	BLACK MATTE	NV	NAVY
BR	BRASS	OR	ORANGE
BT	BLACK TWILIGHT	PY	PALE YELLOW
CP	CHAMPAGNE	RD	RED
DB	DARK BRONZE	RO	RED ORANGE
DG	DARK GRAY	RR	RUSTY RED
DP	DUSTY PINK	SB	SOFT BLUE
FG	FOREST GREEN	SD	SAND
LG	LIGHT GRAY	TC	TERRACOTTA
MG	MEADOW GREEN	TP	TAUPE
MK	MILK	TS	TEXTURED SLATE
MS	METALLIC SILVER	YL	YELLOW

	Polished Metal	1-Seat	2-Seat	3-Seat
AL	POLISHED ALUMINUM/CHROME	+223	+223	+297

Chrome rails with polished aluminum legs.

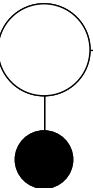
5. Power



Power

**Refer to power
ordering steps on
page 7.**

6. Options

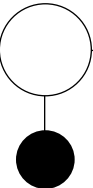


Welt Cord	1-Seat	2-Seat	3-Seat
WI WELT CORD ON SEAT	+59	+118	+176

Options
CT CONTRASTING THREAD

Important Option Parameters
Contrasting thread is not available with the welt cord option.

7. Upholstery



Upholstery

**See general
information section
for details on textile
program and COM/
COL information.**


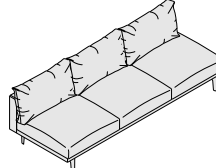
Yardages provided are for non-directional fabrics that are applied railroaded. Directional fabrics may require additional yardage.

When specifying dual upholstery models, the higher of the two grades will determine price.

Tufting will help evenly distribute the wrinkling that will occur with certain leathers and fabrics.

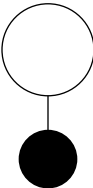
NYC

LOOSE: MODULAR SEATING

					COM	COL	Textile Upholstery Grades															Leather Upholstery Grades				
					COM	COL																				
TITLE	SERIES	MODEL	STYLE	DIMENSIONS	YDG	SQFT	COM	A	B	C	D	E	F	G	H	I	J	K	L	M	W	X	Y	E1	E2	
Modular One-Seat Unit Loose Full Back Cushion		NY	11	5	30W x 34.5D x 31H	5	78	3,561	3,983	4,213	4,435	4,666	4,894	5,147	5,400	5,696	6,082	6,543	7,004	7,454	7,915	5,397	5,892	7,567	8,191	9,147
Modular Two-Seat Unit Loose Full Back Cushion		NY	12	5	60W x 34.5D x 31H	8.5	135	5,787	6,461	6,830	7,187	7,554	7,921	8,325	8,730	9,203	9,822	10,556	11,293	12,016	12,752	8,944	9,797	13,075	14,715	16,669
Modular Three-Seat Unit Loose Full Back Cushion		NY	13	5	90W x 34.5D x 31H	12	199	8,012	8,941	9,447	9,937	10,442	10,947	11,504	12,058	12,710	13,560	14,571	15,581	16,576	17,590	12,681	13,939	18,790	21,143	24,479

To Order Select Below

1. Series/Model/Style



NY115

**NYC
Modular, One-Seat Unit,
Loose, Full Back Cushion**

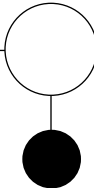
NY125

**NYC
Modular, Two-Seat Unit,
Loose, Full Back Cushion**

NY135

**NYC
Modular, Three-Seat Unit,
Loose, Full Back Cushion**

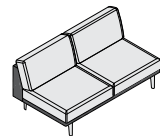
2. Upholstery Style



Upholstery Style

DF DUAL UPHOLSTERY

Dual upholstery option allows for a second textile to be applied to NYC seats and backs.

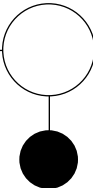


One-Seat
Plinth 2.1 yds
Seat and Back 3.2 yds

Two-Seat
Plinth 3.0 yds
Seats and Backs 5.5 yds

Three-Seat
Plinth 4.0 yds
Seats and Backs 8.5 yds

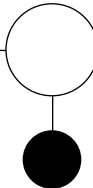
3. Leg Choice



Leg Choice

C1 ALUMINUM
LEGS WITH
ADJUSTABLE
GLIDES

4. Leg Finish



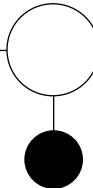
Standard Powder Coat

BL	BLUE
BM	BLACK MATTE
BR	BRASS
BT	BLACK TWILIGHT
CP	CHAMPAGNE
DB	DARK BRONZE
DG	DARK GRAY
DP	DUSTY PINK
FG	FOREST GREEN
LG	LIGHT GRAY
MG	MEADOW GREEN
MK	MILK
MS	METALLIC SILVER

	Polished Metal	1-Seat	2-Seat	3-Seat
AL	POLISHED ALUMINUM/CHROME	+223	+223	+297

Chrome rails with polished aluminum legs.

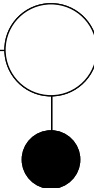
5. Power



Power

**Refer to power
ordering steps on
page 7.**

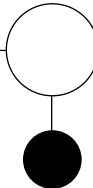
6. Options



Options

CT CONTRASTING THREAD

7. Upholstery



Upholstery



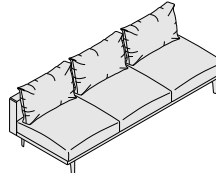
**See general information section
for details on textile program and
COM/COL information.**

Yardages provided are for non-directional fabrics that are applied railroaded. Directional fabrics may require additional yardage.

When specifying dual upholstery models, the higher of the two grades will determine price.

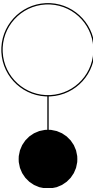
NYC

LOOSE: MODULAR SEATING

					COM	COL	Textile Upholstery Grades															Leather Upholstery Grades				
												COL														
TITLE	SERIES	MODEL	STYLE	DIMENSIONS	YDG	SQFT	COM	A	B	C	D	E	F	G	H	I	J	K	L	M	W	X	Y	E1	E2	
<div>Modular One-Seat Unit</div> <div>Loose Partial Back Cushion</div> <div></div>	NY	11	4	30W x 34.5D x 31H	5	78	3,561	3,983	4,213	4,435	4,666	4,894	5,147	5,400	5,696	6,082	6,543	7,004	7,454	7,915	5,397	5,892	7,567	8,191	9,147	
<div>Modular Two-Seat Unit</div> <div>Loose Partial Back Cushion</div> <div></div>	NY	12	4	60W x 34.5D x 31H	8.5	135	5,787	6,461	6,830	7,187	7,554	7,921	8,325	8,730	9,203	9,822	10,556	11,293	12,016	12,752	8,944	9,797	13,075	14,715	16,669	
<div>Modular Three-Seat Unit</div> <div>Loose Partial Back Cushion</div> <div></div>	NY	13	4	90W x 34.5D x 31H	12	199	8,012	8,941	9,447	9,937	10,442	10,947	11,504	12,058	12,710	13,560	14,571	15,581	16,576	17,590	12,681	13,939	18,790	21,143	24,479	

To Order Select Below

1. Series/Model/Style



NY114

NYC
Modular, One-Seat Unit,
Loose, Partial Back
Cushion

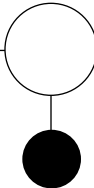
NY124

NYC
Modular, Two-Seat Unit,
Loose, Partial Back
Cushion

NY134

NYC
Modular, Three-Seat Unit,
Loose, Partial Back
Cushion

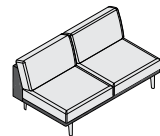
2. Upholstery Style



Upholstery Style

DF DUAL UPHOLSTERY

Dual upholstery option allows for a second textile to be applied to NYC seats and backs.

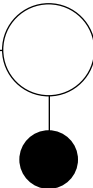


One-Seat
Plinth 2.1 yds
Seat and Back 3.2 yds

Two-Seat
Plinth 3.0 yds
Seats and Backs 5.5 yds

Three-Seat
Plinth 4.0 yds
Seats and Backs 8.5 yds

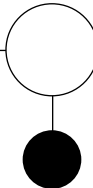
3. Leg Choice



Leg Choice

C1 ALUMINUM
LEGS WITH
ADJUSTABLE
GLIDES

4. Leg Finish



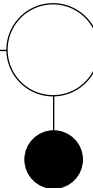
Standard Powder Coat

BL	BLUE
BM	BLACK MATTE
BR	BRASS
BT	BLACK TWILIGHT
CP	CHAMPAGNE
DB	DARK BRONZE
DG	DARK GRAY
DP	DUSTY PINK
FG	FOREST GREEN
LG	LIGHT GRAY
MG	MEADOW GREEN
MK	MILK
MS	METALLIC SILVER

	Polished Metal	1-Seat	2-Seat	3-Seat
AL	POLISHED ALUMINUM/CHROME	+223	+223	+297

Chrome rails with polished aluminum legs.

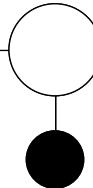
5. Power



Power

**Refer to power
ordering steps on
page 7.**

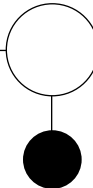
6. Options



Options

CT CONTRASTING THREAD

7. Upholstery



Upholstery

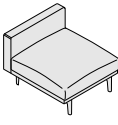
**See general information section
for details on textile program and
COM/COL information.**

Yardages provided are for non-directional fabrics that are applied railroaded. Directional fabrics may require additional yardage.

When specifying dual upholstery models, the higher of the two grades will determine price.

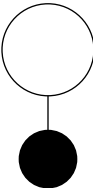
NYC

LOOSE: MODULAR SEATING

					COM	COL	Textile Upholstery Grades															Leather Upholstery Grades				
					COM	COL																				
TITLE	SERIES	MODEL	STYLE	DIMENSIONS	YDG	SQFT	COM	A	B	C	D	E	F	G	H	I	J	K	L	M	W	X	Y	E1	E2	
Modular One-Seat Unit Loose No Back		NY	11	6	30W x 34.5D x 25.25H	4	56	3,079	3,416	3,600	3,780	3,963	4,148	4,348	4,550	4,787	5,098	5,463	5,831	6,193	6,561	4,401	4,759	6,087	6,863	7,607
Modular Two-Seat Unit Loose No Back		NY	12	6	60W x 34.5D x 25.25H	6	94	4,823	5,328	5,605	5,873	6,149	6,423	6,727	7,029	7,385	7,848	8,401	8,952	9,495	10,046	7,035	7,631	9,931	11,968	13,377
Modular Three-Seat Unit Loose No Back		NY	13	6	90W x 34.5D x 25.25H	8.5	139	6,565	7,283	7,673	8,052	8,444	8,835	9,262	9,693	10,196	10,852	11,633	12,416	13,185	13,966	9,829	10,712	14,102	17,154	19,247

To Order Select Below

1. Series/Model/Style



NY116

NYC
Modular, One-Seat Unit,
Loose, No Back

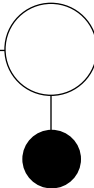
NY126

NYC
Modular, Two-Seat Unit,
Loose, No Back

NY136

NYC
Modular, Three-Seat Unit,
Loose, No Back

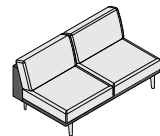
2. Upholstery Style



Upholstery Style

DF DUAL UPHOLSTERY

Dual upholstery option allows for a second textile to be applied to NYC seats and backs.

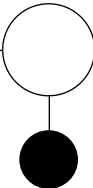


One-Seat
Plinth 2.0 yds
Seat 2.0 yds

Two-Seat
Plinth 3.0 yds
Seats 3.0 yds

Three-Seat
Plinth 4.0 yds
Seats 4.5 yds

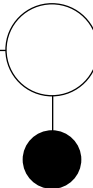
3. Leg Choice



Leg Choice

C1 ALUMINUM
LEGS WITH
ADJUSTABLE
GLIDES

4. Leg Finish



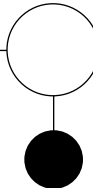
Standard Powder Coat

BL	BLUE
BM	BLACK MATTE
BR	BRASS
BT	BLACK TWILIGHT
CP	CHAMPAGNE
DB	DARK BRONZE
DG	DARK GRAY
DP	DUSTY PINK
FG	FOREST GREEN
LG	LIGHT GRAY
MG	MEADOW GREEN
MK	MILK
MS	METALLIC SILVER

	Polished Metal	1-Seat	2-Seat	3-Seat
AL	POLISHED ALUMINUM/CHROME	+223	+223	+297

Chrome rails with polished aluminum legs.

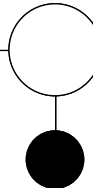
5. Power



Power

Refer to power
ordering steps on
page 7.

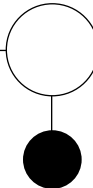
6. Options



Options

CT CONTRASTING THREAD

7. Upholstery



Upholstery

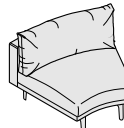
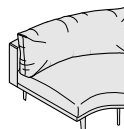
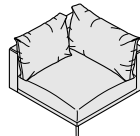
See general information section
for details on textile program and
COM/COL information.

Yardages provided are for non-directional fabrics that are applied railroaded. Directional fabrics may require additional yardage.

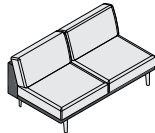
When specifying dual upholstery models, the higher of the two grades will determine price.

NYC

LOOSE: MODULAR CORNERS

					COM	COL	Textile Upholstery Grades															Leather Upholstery Grades				
					COM	COL																				
TITLE	SERIES	MODEL	STYLE	DIMENSIONS	YDG	SQFT	COM	A	B	C	D	E	F	G	H	I	J	K	L	M	W	X	Y	E1	E2	
<div>Modular 135 Degree Corner Loose Full Back Cushion</div> <div></div>	NY	14	5	42W x 34.5D x 31H	6.3	82	4,153	4,661	4,936	5,204	5,482	5,756	6,061	6,362	6,718	7,179	7,730	8,285	8,826	9,379	6,069	6,587	8,482	8,783	9,739	
<div>Modular 150 Degree Corner Loose Full Back Cushion</div> <div></div>	NY	15	5	40.38W x 34.5D x 31H	6	82	4,153	4,661	4,936	5,204	5,482	5,756	6,061	6,362	6,718	7,179	7,730	8,285	8,826	9,379	6,069	6,587	8,482	8,783	9,739	
<div>Modular 90 Degree Corner Loose Full Back Cushion</div> <div></div>	NY	16	5	47.88W x 34.5D x 31H	6	110	4,450	4,873	5,103	5,326	5,556	5,787	6,038	6,290	6,587	6,973	7,432	7,893	8,344	8,805	7,040	7,741	10,012	11,146	12,732	


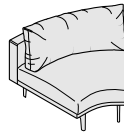
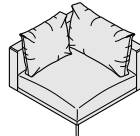
To Order Select Below

1. Series/Model/Style	2. Upholstery Style	3. Leg Choice	4. Leg Finish	5. Power	6. Options	7. Upholstery
<div><div></div><div></div></div> <div>NY145</div> <div>NYC Modular, 135° Corner, Loose, Full Back Cushion</div>	<div><div></div><div></div></div> <div>DF DUAL UPHOLSTERY</div> <div>Dual upholstery option allows for a second textile to be applied to NYC seats and backs.</div> <div></div> <div><div>135° Corner</div><div>Plinth 3.0 yds Seat and Back 4.0 yds</div></div> <div><div>150° Corner</div><div>Plinth 3.0 yds Seat and Back 4.0 yds</div></div> <div><div>90° Corner</div><div>Plinth 3.0 yds Seat and Backs 4.0 yds</div></div>	<div><div></div><div></div></div> <div>C1 ALUMINUM LEGS WITH ADJUSTABLE GLIDES</div>	<div><div></div><div></div></div> <div><div>BL BLUE</div><div>BM BLACK MATTE</div><div>BR BRASS</div><div>BT BLACK TWILIGHT</div><div>CP CHAMPAGNE</div><div>DB DARK BRONZE</div><div>DG DARK GRAY</div><div>DP DUSTY PINK</div><div>FG FOREST GREEN</div><div>LG LIGHT GRAY</div><div>MG MEADOW GREEN</div><div>MK MILK</div><div>MS METALLIC SILVER</div></div> <div><div></div><div></div></div> <div><div>Polished Metal</div><div>AL POLISHED ALUMINUM/CHROME +223</div></div>	<div><div></div><div></div></div> <div><div>Power</div><div>Refer to power ordering steps on page 7.</div></div>	<div><div></div><div></div></div> <div>CT CONTRASTING THREAD</div>	<div><div></div><div></div></div> <div><div>Upholstery</div><div>See general information section for details on textile program and COM/COL information.</div><div>Yardages provided are for non-directional fabrics that are applied railroaded. Directional fabrics may require additional yardage.</div><div>When specifying dual upholstery models, the higher of the two grades will determine price.</div></div>

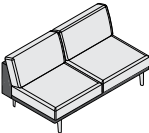
Chrome rails with polished aluminum legs.

NYC

LOOSE: MODULAR CORNERS

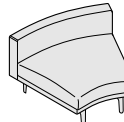
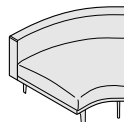
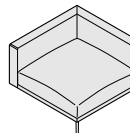
					COM	COL	Textile Upholstery Grades															Leather Upholstery Grades				
					COM	COL																				
TITLE	SERIES	MODEL	STYLE	DIMENSIONS	YDG	SQFT	COM	A	B	C	D	E	F	G	H	I	J	K	L	M	W	X	Y	E1	E2	
<div>Modular 135 Degree Corner Loose Partial Back Cushion</div> <div></div>	NY	14	4	42W x 34.5D x 31H	6.3	82	4,153	4,661	4,936	5,204	5,482	5,756	6,061	6,362	6,718	7,179	7,730	8,285	8,826	9,379	6,069	6,587	8,482	8,783	9,739	
<div>Modular 150 Degree Corner Loose Partial Back Cushion</div> <div></div>	NY	15	4	40.38W x 34.5D x 31H	6	82	4,153	4,661	4,936	5,204	5,482	5,756	6,061	6,362	6,718	7,179	7,730	8,285	8,826	9,379	6,069	6,587	8,482	8,783	9,739	
<div>Modular 90 Degree Corner Loose Partial Back Cushion</div> <div></div>	NY	16	4	47.88W x 34.5D x 31H	6	110	4,450	4,873	5,103	5,326	5,556	5,787	6,038	6,290	6,587	6,973	7,432	7,893	8,344	8,805	7,040	7,741	10,012	11,146	12,732	

To Order Select Below

1. Series/Model/Style	2. Upholstery Style	3. Leg Choice	4. Leg Finish	5. Power	6. Options	7. Upholstery
<div><div></div><div></div></div> <div>NY144</div> <div>NYC Modular, 135° Corner, Loose, Partial Back Cushion</div>	<div><div></div><div></div></div> <div>DF DUAL UPHOLSTERY</div> <div>Dual upholstery option allows for a second textile to be applied to NYC seats and backs.</div> <div></div> <div><div>135° Corner</div><div>Plinth 3.0 yds</div><div>Seat and Back 4.0 yds</div></div> <div><div>150° Corner</div><div>Plinth 3.0 yds</div><div>Seat and Back 4.0 yds</div></div> <div><div>90° Corner</div><div>Plinth 3.0 yds</div><div>Seat and Backs 4.0 yds</div></div>	<div><div></div><div></div></div> <div>C1 ALUMINUM LEGS WITH ADJUSTABLE GLIDES</div>	<div><div></div><div></div></div> <div><div>BL BLUE</div><div>BM BLACK MATTE</div><div>BR BRASS</div><div>BT BLACK TWILIGHT</div><div>CP CHAMPAGNE</div><div>DB DARK BRONZE</div><div>DG DARK GRAY</div><div>DP DUSTY PINK</div><div>FG FOREST GREEN</div><div>LG LIGHT GRAY</div><div>MG MEADOW GREEN</div><div>MK MILK</div><div>MS METALLIC SILVER</div></div> <div><div></div><div></div></div> <div><div>Polished Metal</div><div>AL POLISHED ALUMINUM/CHROME +223</div></div> <div>Chrome rails with polished aluminum legs.</div>	<div><div></div><div></div></div> <div><div>Power</div><div>Refer to power ordering steps on page 7.</div></div>	<div><div></div><div></div></div> <div>CT CONTRASTING THREAD</div>	<div><div></div><div></div></div> <div><div>Upholstery</div><div>See general information section for details on textile program and COM/COL information.</div><div>Yardages provided are for non-directional fabrics that are applied railroaded. Directional fabrics may require additional yardage.</div><div>When specifying dual upholstery models, the higher of the two grades will determine price.</div></div>

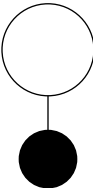
NYC

LOOSE: MODULAR CORNERS

					COM	COL	Textile Upholstery Grades															Leather Upholstery Grades				
					COM	COL																				
TITLE	SERIES	MODEL	STYLE	DIMENSIONS	YDG	SQFT	COM	A	B	C	D	E	F	G	H	I	J	K	L	M	W	X	Y	E1	E2	
<div>Modular 135 Degree Corner Loose No Back</div> <div></div>	NY	14	6	42W x 34.5D x 25.25H	5	59	3,411	3,836	4,065	4,286	4,518	4,748	5,000	5,250	5,547	5,935	6,395	6,855	7,306	7,767	4,788	5,159	6,590	7,225	7,962	
<div>Modular 150 Degree Corner Loose No Back</div> <div></div>	NY	15	6	40.38W x 34.5D x 25.25H	4.5	59	3,411	3,793	4,001	4,199	4,406	4,615	4,839	5,066	5,334	5,682	6,096	6,509	6,918	7,331	4,788	5,159	6,590	7,225	7,962	
<div>Modular 90 Degree Corner Loose No Back</div> <div></div>	NY	16	6	47.88W x 34.5D x 25.25H	4.5	72	3,561	3,898	4,083	4,262	4,446	4,629	4,830	5,031	5,270	5,579	5,945	6,314	6,676	7,044	5,262	5,718	7,416	8,031	8,954	

To Order Select Below

1. Series/Model/Style



NY146

NYC
Modular, 135° Corner,
Loose, No Back

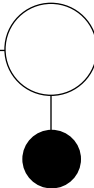
NY156

NYC
Modular, 150° Corner,
Loose, No Back

NY166

NYC
Modular, 90° Corner,
Loose, No Back

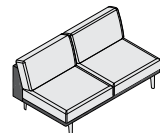
2. Upholstery Style



Upholstery Style

DF DUAL UPHOLSTERY

Dual upholstery option allows for a second textile to be applied to NYC seats and backs.



135° Corner

Plinth 3.0 yds
Seat 2.0 yds

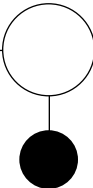
150° Corner

Plinth 3.0 yds
Seat 2.0 yds

90° Corner

Plinth 3.0 yds
Seat 2.0 yds

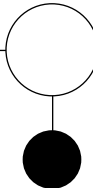
3. Leg Choice



Leg Choice

C1 ALUMINUM
LEGS WITH
ADJUSTABLE
GLIDES

4. Leg Finish



Standard Powder Coat

BL	BLUE
BM	BLACK MATTE
BR	BRASS
BT	BLACK TWILIGHT
CP	CHAMPAGNE
DB	DARK BRONZE
DG	DARK GRAY
DP	DUSTY PINK
FG	FOREST GREEN
LG	LIGHT GRAY
MG	MEADOW GREEN
MK	MILK
MS	METALLIC SILVER

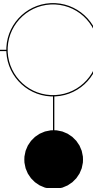


Polished Metal

AL POLISHED ALUMINUM/CHROME +223

Chrome rails with polished aluminum legs.

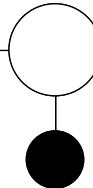
5. Power



Power

Refer to power
ordering steps on
page 7.

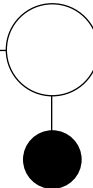
6. Options



Options

CT CONTRASTING THREAD

7. Upholstery

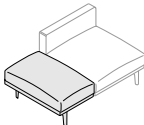
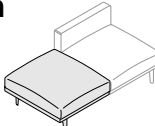
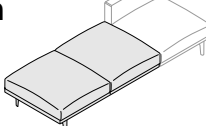
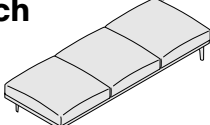


Upholstery

See general information section
for details on textile program and
COM/COL information.

Yardages provided are for non-directional fabrics that are applied railroaded. Directional fabrics may require additional yardage.

When specifying dual upholstery models, the higher of the two grades will determine price.

					COM	COL	Textile Upholstery Grades															Leather Upholstery Grades				
																	COL									
TITLE	SERIES	MODEL	STYLE	DIMENSIONS	YDG	SQFT	COM	A	B	C	D	E	F	G	H	I	J	K	L	M	W	X	Y	E1	E2	
Modular 2/3-Seat In-line Bench Loose 	NY	07	6	20W x 34.5D x 17.5H	3	47	1,831	2,093	2,233	2,370	2,513	2,654	2,809	2,966	3,148	3,388	3,671	3,955	4,235	4,519	2,809	3,060	3,944	4,341	5,074	
Modular One-Seat In-line Bench Loose 	NY	04	6	30W x 34.5D x 17.5H	3	58	2,137	2,398	2,539	2,676	2,819	2,961	3,114	3,272	3,455	3,694	3,975	4,259	4,539	4,824	3,354	3,666	4,767	5,270	6,187	
Modular Two-Seat In-line Bench Loose 	NY	05	6	60W x 34.5D x 17.5H	5.5	115	3,357	3,793	4,028	4,257	4,494	4,730	4,990	5,248	5,553	5,950	6,424	6,899	7,363	7,836	5,526	6,099	8,071	8,990	10,671	
Modular Three-Seat In-line Bench Loose 	NY	06	6	90W x 34.5D x 17.5H	7.5	173	4,881	5,492	5,823	6,143	6,474	6,805	7,168	7,532	7,960	8,513	9,176	9,840	10,491	11,154	8,036	8,869	11,738	13,071	15,519	

To Order Select Below

1. Series/Model/Style

NY076

NYC
Modular, 2/3-Seat
In-line Bench, Loose

NY046

NYC
Modular, One-Seat
In-line Bench, Loose

NY056

NYC
Modular, Two-Seat
In-line Bench, Loose

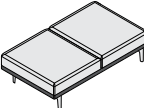
NY066

NYC
Modular, Three-Seat
In-line Bench, Loose

2. Upholstery Style

DF DUAL UPHOLSTERY

Dual upholstery option allows for a second textile to be applied to NYC seats and backs.



2/3-Seat In-Line Bench

Plinth 1.5 yds
Seat 2.0 yds

One-Seat In-Line Bench

Plinth 1.5 yds
Seat 2.5 yds

Two-Seat In-Line Bench

Plinth 2.0 yds
Seats 4.0 yds

Three-Seat In-Line Bench

Plinth 2.0 yds
Seats 5.5 yds

3. Leg Choice

C1 ALUMINUM
LEGS WITH
ADJUSTABLE
GLIDES

4. Leg Finish

BL BLUE

BM BLACK MATTE

BR BRASS

BT BLACK TWILIGHT

CP CHAMPAGNE

DB DARK BRONZE

DG DARK GRAY

DP DUSTY PINK

FG FOREST GREEN

LG LIGHT GRAY

MG MEADOW GREEN

MK MILK

MS METALLIC SILVER

Polished Metal

AL POLISHED ALUMINUM/CHROME

1-Seat

2-Seat

3-Seat

+223

+223

+297

Chrome rails with polished aluminum legs.

5. Power

Power

Refer to power ordering steps on page 7.

6. Options

CT CONTRASTING THREAD

7. Upholstery

Upholstery

See general information section for details on textile program and COM/COL information.


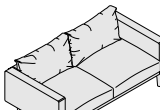
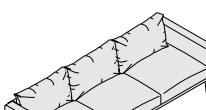
Yardages provided are for non-directional fabrics that are applied railroaded. Directional fabrics may require additional yardage.

When specifying dual upholstery models, the higher of the two grades will determine price.

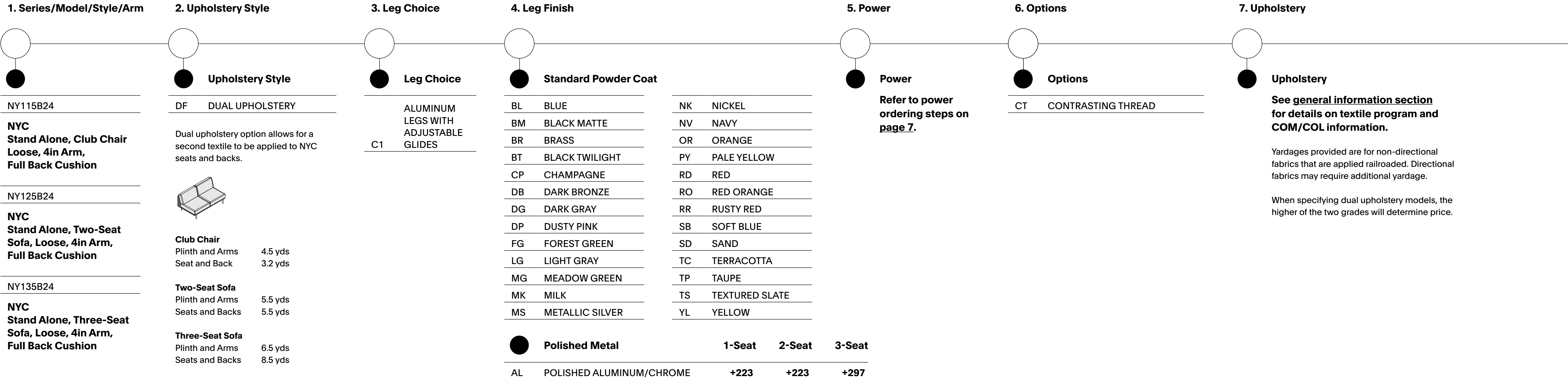
42

NYC

LOOSE: STAND ALONE SEATING, 4IN ARM

						COM		COL		Textile Upholstery Grades												Leather Upholstery Grades				
						YDG	SQFT	COM	A	B	C	D	E	F	G	H	I	J	K	L	M	W	X	Y	E1	E2
TITLE		SERIES	MODEL	STYLE	DIMENSIONS	YDG	SQFT	COM	A	B	C	D	E	F	G	H	I	J	K	L	M	W	X	Y	E1	E2
Stand Alone Club Chair Loose 4in Arm Full Back Cushion 	NY	11	5	B24	38W x 34.5D x 31H	7	112	4,533	5,126	5,446	5,758	6,078	6,403	6,756	7,110	7,524	8,064	8,708	9,350	9,983	10,629	7,181	7,893	10,642	11,561	13,011
Stand Alone Two-Seat Sofa Loose 4in Arm Full Back Cushion 	NY	12	5	B24	68W x 34.5D x 31H	11	169	6,759	7,603	8,064	8,508	8,968	9,428	9,934	10,436	11,030	11,803	12,723	13,642	14,547	15,467	10,729	11,798	15,919	18,176	20,534
Stand Alone Three-Seat Sofa Loose 4in Arm Full Back Cushion 	NY	13	5	B24	98W x 34.5D x 31H	14	233	8,984	10,082	10,682	11,259	11,857	12,455	13,111	13,767	14,538	15,540	16,736	17,932	19,108	20,303	14,465	15,941	21,633	24,992	28,344

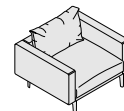
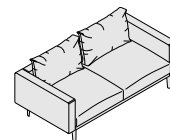
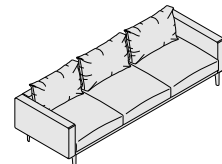
To Order Select Below



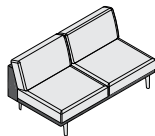
Chrome rails with polished aluminum legs

NYC

LOOSE: STAND ALONE SEATING, 4IN ARM

						COM		COL		Textile Upholstery Grades												Leather Upholstery Grades				
						YDG	SQFT	COM	A	B	C	D	E	F	G	H	I	J	K	L	M	W	X	Y	E1	E2
TITLE	SERIES	MODEL	STYLE	DIMENSIONS																						
Stand Alone Club Chair Loose 4in Arm Partial Back Cushion 	NY	11	4	B24	38W x 34.5D x 31H	7	112	4,533	5,126	5,446	5,758	6,078	6,403	6,756	7,110	7,524	8,064	8,708	9,350	9,983	10,629	7,181	7,893	10,642	11,561	13,011
Stand Alone Two-Seat Sofa Loose 4in Arm Partial Back Cushion 	NY	12	4	B24	68W x 34.5D x 31H	11	169	6,759	7,603	8,064	8,508	8,968	9,428	9,934	10,436	11,030	11,803	12,723	13,642	14,547	15,467	10,729	11,798	15,919	18,176	20,534
Stand Alone Three-Seat Sofa Loose 4in Arm Partial Back Cushion 	NY	13	4	B24	98W x 34.5D x 31H	14	233	8,984	10,082	10,682	11,259	11,857	12,455	13,111	13,767	14,538	15,540	16,736	17,932	19,108	20,303	14,465	15,941	21,633	24,992	28,344

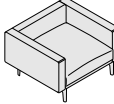
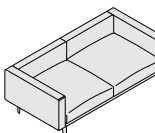
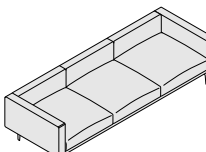
To Order Select Below

1. Series/Model/Style/Arm	2. Upholstery Style	3. Leg Choice	4. Leg Finish	5. Power	6. Options	7. Upholstery
<div><div></div><div></div></div> <div>NY114B24</div> <div>NYC Stand Alone, Club Chair Loose, 4in Arm, Partial Back Cushion</div>	<div><div></div><div></div></div> <div>DF DUAL UPHOLSTERY</div> <div>Dual upholstery option allows for a second textile to be applied to NYC seats and backs.</div> <div></div> <div>Club Chair Plinth and Arms 4.5 yds Seat and Back 3.2 yds</div> <div>Two-Seat Sofa Plinth and Arms 5.5 yds Seats and Backs 5.5 yds</div> <div>Three-Seat Sofa Plinth and Arms 6.5 yds Seats and Backs 8.5 yds</div>	<div><div></div><div></div></div> <div>C1 ALUMINUM LEGS WITH ADJUSTABLE GLIDES</div>	<div><div></div><div></div></div> <div><div><div>BL BLUE</div><div>BM BLACK MATTE</div><div>BR BRASS</div><div>BT BLACK TWILIGHT</div><div>CP CHAMPAGNE</div><div>DB DARK BRONZE</div><div>DG DARK GRAY</div><div>DP DUSTY PINK</div><div>FG FOREST GREEN</div><div>LG LIGHT GRAY</div><div>MG MEADOW GREEN</div><div>MK MILK</div><div>MS METALLIC SILVER</div></div><div><div></div><div></div></div><div>Polished Metal</div><div><div>AL POLISHED ALUMINUM/CHROME</div><div>1-Seat 2-Seat 3-Seat</div><div>+223 +223 +297</div></div></div>	<div><div></div><div></div></div> <div>Power</div> <div>Refer to power ordering steps on page 7.</div>	<div><div></div><div></div></div> <div>Options</div> <div>CT CONTRASTING THREAD</div>	<div><div></div><div></div></div> <div>Upholstery</div> <div>See general information section for details on textile program and COM/COL information.</div> <div>Yardages provided are for non-directional fabrics that are applied railroaded. Directional fabrics may require additional yardage.</div> <div>When specifying dual upholstery models, the higher of the two grades will determine price.</div>

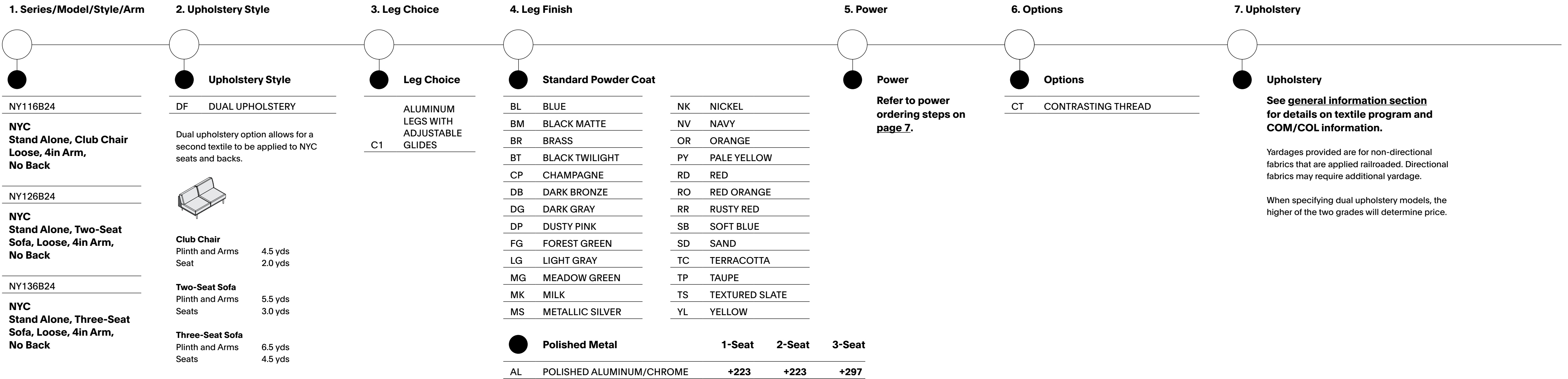
Chrome rails with polished aluminum legs.

NYC

LOOSE: STAND ALONE SEATING, 4IN ARM

						COM		COL		Textile Upholstery Grades													Leather Upholstery Grades				
TITLE		SERIES	MODEL	STYLE	DIMENSIONS	YDG	SQFT	COM	A	B	C	D	E	F	G	H	I	J	K	L	M	W	X	Y	E1	E2	
Stand Alone Club Chair Loose 4in Arm No Back		NY	11	6	B24	38W x 34.5D x 25.25H	6	90	4,051	4,559	4,834	5,102	5,377	5,653	5,957	6,259	6,615	7,077	7,629	8,182	8,723	9,276	6,185	6,760	8,975	9,801	10,987
Stand Alone Two-Seat Sofa Loose 4in Arm No Back		NY	12	6	B24	68W x 34.5D x 25.25H	8.5	128	5,794	6,469	6,838	7,196	7,560	7,930	8,333	8,736	9,211	9,829	10,564	11,300	12,025	12,762	8,819	9,634	12,774	15,566	17,504
Stand Alone Three-Seat Sofa Loose 4in Arm No Back		NY	13	6	B24	98W x 34.5D x 25.25H	11	173	7,537	8,466	8,973	9,463	9,969	10,474	11,028	11,585	12,236	13,084	14,096	15,107	16,103	17,117	11,613	12,713	16,947	20,752	23,374

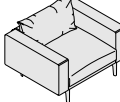
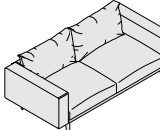
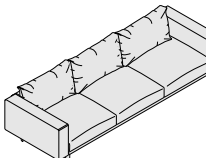
To Order Select Below



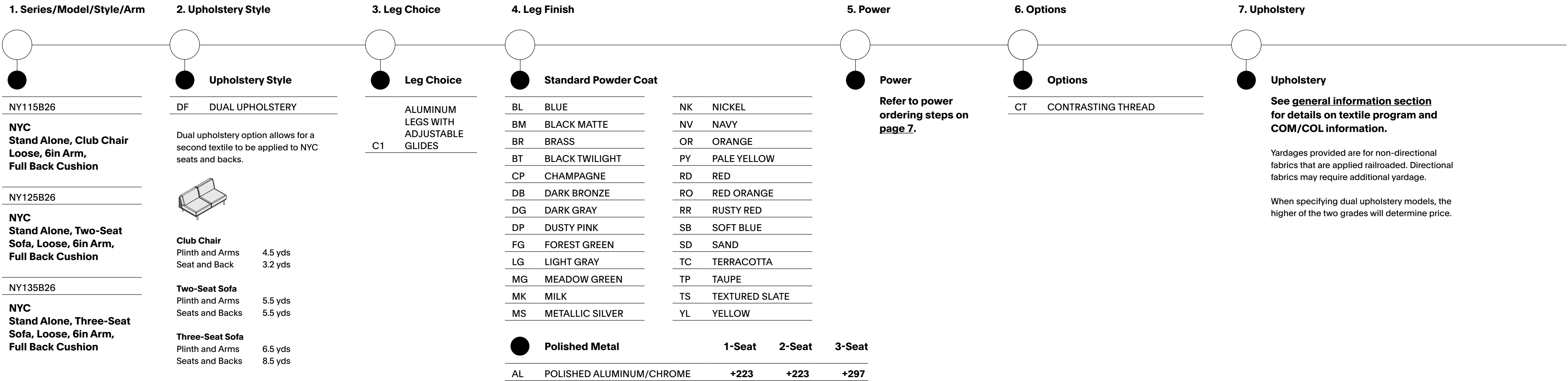
Chrome rails with polished aluminum legs.

NYC

LOOSE: STAND ALONE SEATING, 6IN ARM

						COM		COL		Textile Upholstery Grades												Leather Upholstery Grades					
TITLE		SERIES	MODEL	STYLE	DIMENSIONS	YDG	SQFT	COM	A	B	C	D	E	F	G	H	I	J	K	L	M	W	X	Y	E1	E2	
Stand Alone Club Chair Loose 6in Arm Full Back Cushion		NY	11	5	B26	42W x 34.5D x 31H	7	118	4,533	5,126	5,446	5,758	6,078	6,403	6,756	7,110	7,524	8,064	8,708	9,350	9,983	10,629	7,288	8,031	10,891	11,879	13,396
Stand Alone Two-Seat Sofa Loose 6in Arm Full Back Cushion		NY	12	5	B26	72W x 34.5D x 31H	11	175	6,759	7,603	8,064	8,508	8,968	9,428	9,934	10,436	11,030	11,803	12,723	13,642	14,547	15,467	10,835	11,936	16,169	18,495	20,918
Stand Alone Three-Seat Sofa Loose 6in Arm Full Back Cushion		NY	13	5	B26	102W x 34.5D x 31H	14	239	8,984	10,082	10,682	11,259	11,857	12,455	13,111	13,767	14,538	15,540	16,736	17,932	19,108	20,303	14,572	16,079	21,882	24,992	28,728

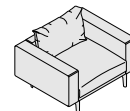
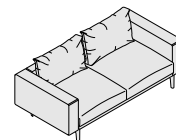
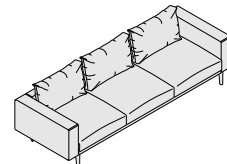
To Order Select Below



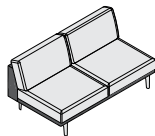
Chrome rails with polished aluminum legs.

NYC

LOOSE: STAND ALONE SEATING, 6IN ARM

						COM		COL		Textile Upholstery Grades												Leather Upholstery Grades					
								COL																			
TITLE		SERIES	MODEL	STYLE	DIMENSIONS	YDG	SQFT	COM	A	B	C	D	E	F	G	H	I	J	K	L	M	W	X	Y	E1	E2	
Stand Alone Club Chair Loose 6in Arm Partial Back Cushion		NY	11	4	B26	42W x 34.5D x 31H	7	118	4,533	5,126	5,446	5,758	6,078	6,403	6,756	7,110	7,524	8,064	8,708	9,350	9,983	10,629	7,288	8,031	10,891	11,879	13,396
Stand Alone Two-Seat Sofa Loose 6in Arm Partial Back Cushion		NY	12	4	B26	72W x 34.5D x 31H	11	175	6,759	7,603	8,064	8,508	8,968	9,428	9,934	10,436	11,030	11,803	12,723	13,642	14,547	15,467	10,835	11,936	16,169	18,495	20,918
Stand Alone Three-Seat Sofa Loose 6in Arm Partial Back Cushion		NY	13	4	B26	102W x 34.5D x 31H	14	239	8,984	10,082	10,682	11,259	11,857	12,455	13,111	13,767	14,538	15,540	16,736	17,932	19,108	20,303	14,572	16,079	21,882	24,992	28,728

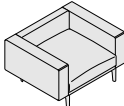
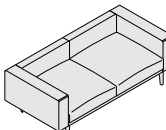
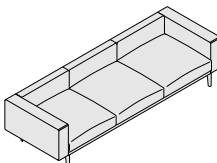
To Order Select Below

1. Series/Model/Style/Arm	2. Upholstery Style	3. Leg Choice	4. Leg Finish	5. Power	6. Options	7. Upholstery
<div><div></div><div></div></div> <div>NY114B26</div> <div>NYC Stand Alone, Club Chair Loose, 6in Arm, Partial Back Cushion</div>	<div><div></div><div></div></div> <div>DF DUAL UPHOLSTERY</div> <div>Dual upholstery option allows for a second textile to be applied to NYC seats and backs.</div> <div></div> <div><div>Club Chair</div><div>Plinth and Arms Seat and Back</div><div>4.5 yds 3.2 yds</div></div> <div><div>Two-Seat Sofa</div><div>Plinth and Arms Seats and Backs</div><div>5.5 yds 5.5 yds</div></div> <div><div>Three-Seat Sofa</div><div>Plinth and Arms Seats and Backs</div><div>6.5 yds 8.5 yds</div></div>	<div><div></div><div></div></div> <div>C1 ALUMINUM LEGS WITH ADJUSTABLE GLIDES</div>	<div><div></div><div></div></div> <div><div>BL BLUE</div><div>BM BLACK MATTE</div><div>BR BRASS</div><div>BT BLACK TWILIGHT</div><div>CP CHAMPAGNE</div><div>DB DARK BRONZE</div><div>DG DARK GRAY</div><div>DP DUSTY PINK</div><div>FG FOREST GREEN</div><div>LG LIGHT GRAY</div><div>MG MEADOW GREEN</div><div>MK MILK</div><div>MS METALLIC SILVER</div></div> <div><div></div><div></div></div> <div><div>Polished Metal</div><div>1-Seat 2-Seat 3-Seat</div></div> <div><div>AL POLISHED ALUMINUM/CHROME</div><div>+223 +223 +297</div></div>	<div><div></div><div></div></div> <div><div>Power</div><div>Refer to power ordering steps on page 7.</div></div>	<div><div></div><div></div></div> <div>CT CONTRASTING THREAD</div>	<div><div></div><div></div></div> <div><div>Upholstery</div><div>See general information section for details on textile program and COM/COL information.</div><div>Yardages provided are for non-directional fabrics that are applied railroaded. Directional fabrics may require additional yardage.</div><div>When specifying dual upholstery models, the higher of the two grades will determine price.</div></div>

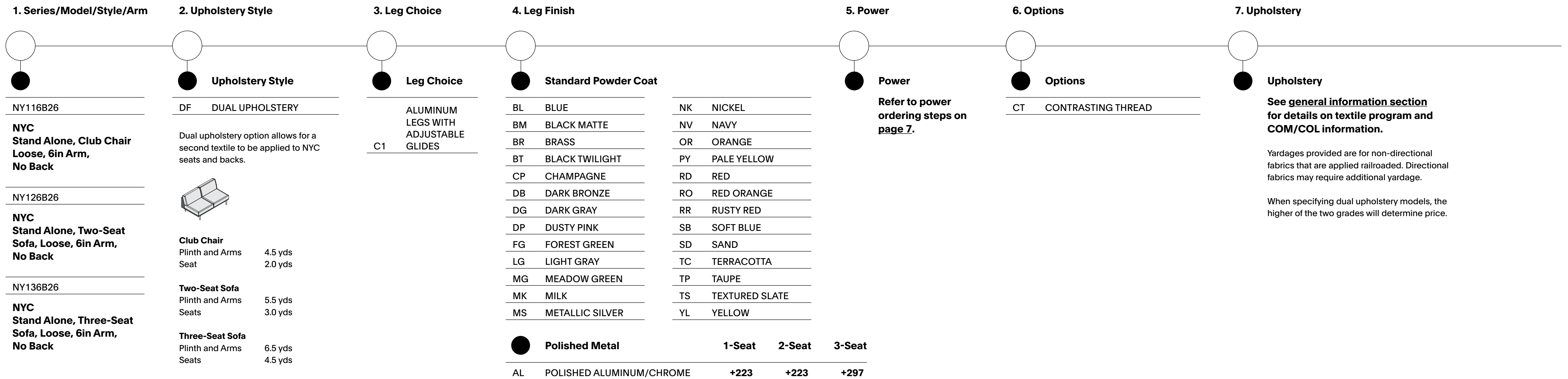
Chrome rails with polished aluminum legs.

NYC

LOOSE: STAND ALONE SEATING, 6IN ARM

						COM		COL		Textile Upholstery Grades												Leather Upholstery Grades				
TITLE		SERIES	MODEL	STYLE	DIMENSIONS	YDG	SQFT	COM	A	B	C	D	E	F	G	H	I	J	K	L	M	W	X	Y	E1	E2
<div>Stand Alone Club Chair</div> <div>Loose 6in Arm</div> <div>No Back</div> <div></div>	NY	11	6	B26	42W x 34.5D x 25.25H	6	96	4,051	4,559	4,834	5,102	5,377	5,653	5,957	6,259	6,615	7,077	7,629	8,182	8,723	9,276	6,292	6,899	9,225	10,120	11,372
<div>Stand Alone Two-Seat Sofa</div> <div>Loose 6in Arm</div> <div>No Back</div> <div></div>	NY	12	6	B26	72W x 34.5D x 25.25H	8.5	134	5,794	6,469	6,838	7,196	7,560	7,930	8,333	8,736	9,211	9,829	10,564	11,300	12,025	12,762	8,927	9,771	13,023	15,908	17,913
<div>Stand Alone Three-Seat Sofa</div> <div>Loose 6in Arm</div> <div>No Back</div> <div></div>	NY	13	6	B26	102W x 34.5D x 25.25H	11	179	7,537	8,466	8,973	9,463	9,969	10,474	11,028	11,585	12,236	13,084	14,096	15,107	16,103	17,117	11,721	12,852	17,195	21,092	23,785

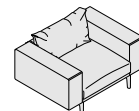
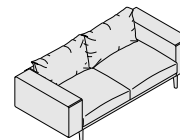
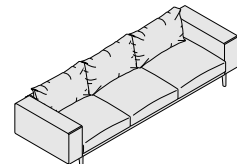
To Order Select Below



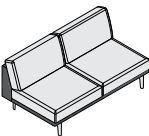
Chrome rails with polished aluminum legs

NYC

LOOSE: STAND ALONE SEATING, 9IN ARM

						COM	COL	Textile Upholstery Grades														Leather Upholstery Grades					
TITLE		SERIES	MODEL	STYLE	DIMENSIONS	YDG	SQFT	COM	A	B	C	D	E	F	G	H	I	J	K	L	M	W	X	Y	E1	E2	
Stand Alone Club Chair Loose 9in Arm Full Back Cushion		NY	11	5	B29	48W x 34.5D x 31H	9	122	4,533	5,293	5,708	6,108	6,522	6,936	7,389	7,845	8,378	9,072	9,898	10,729	11,543	12,371	7,396	8,167	11,138	12,200	13,780
Stand Alone Two-Seat Sofa Loose 9in Arm Full Back Cushion		NY	12	5	B29	78W x 34.5D x 31H	13	179	6,759	7,772	8,323	8,858	9,411	9,962	10,566	11,173	11,885	12,810	13,916	15,017	16,103	17,208	10,943	12,073	16,416	18,814	21,303
Stand Alone Three-Seat Sofa Loose 9in Arm Full Back Cushion		NY	13	5	B29	108W x 34.5D x 31H	17	243	8,984	10,251	10,942	11,610	12,300	12,989	13,746	14,503	15,392	16,550	17,929	19,308	20,666	22,045	14,680	16,215	22,131	25,321	29,113

To Order Select Below

1. Series/Model/Style/Arm	2. Upholstery Style	3. Leg Choice	4. Leg Finish	5. Power	6. Options	7. Upholstery
<div></div> <div></div> <div>NY115B29</div> <div>NYC Stand Alone, Club Chair Loose, 9in Arm, Full Back Cushion</div>	<div></div> <div>Upholstery Style</div> <div>DF DUAL UPHOLSTERY</div> <div>Dual upholstery option allows for a second textile to be applied to NYC seats and backs.</div> <div></div> <div>Club Chair Plinth and Arms 7.0 yds Seat and Back 3.2 yds</div> <div>Two-Seat Sofa Plinth and Arms 7.5 yds Seats and Backs 5.5 yds</div> <div>Three-Seat Sofa Plinth and Arms 9.0 yds Seats and Backs 8.5 yds</div>	<div></div> <div>Leg Choice</div> <div>C1ALUMINUM LEGS WITH ADJUSTABLE GLIDES</div>	<div></div> <div>Standard Powder Coat</div> <div>BL BLUE BM BLACK MATTE BR BRASS BT BLACK TWILIGHT CP CHAMPAGNE DB DARK BRONZE DG DARK GRAY DP DUSTY PINK FG FOREST GREEN LG LIGHT GRAY MG MEADOW GREEN MK MILK MS METALLIC SILVER</div> <div>Polished Metal</div> <div>AL POLISHED ALUMINUM/CHROME</div>	<div></div> <div>Power</div> <div>Refer to power ordering steps on page 7.</div>	<div></div> <div>Options</div> <div>CT CONTRASTING THREAD</div>	<div></div> <div>Upholstery</div> <div>See general information section for details on textile program and COM/COL information.</div> <div>Yardages provided are for non-directional fabrics that are applied railroaded. Directional fabrics may require additional yardage.</div> <div>When specifying dual upholstery models, the higher of the two grades will determine price.</div>
<div></div> <div></div> <div>NY125B29</div> <div>NYC Stand Alone, Two-Seat Sofa, Loose, 9in Arm, Full Back Cushion</div>			<div>1-Seat2-Seat3-Seat</div> <div>+223+223+297</div>			
<div></div> <div></div> <div>NY135B29</div> <div>NYC Stand Alone, Three-Seat Sofa, Loose, 9in Arm, Full Back Cushion</div>						

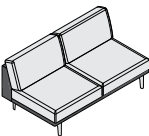
Chrome rails with polished aluminum legs.

NYC

LOOSE: STAND ALONE SEATING, 9IN ARM

						COM	COL	Textile Upholstery Grades														Leather Upholstery Grades				
TITLE		SERIES	MODEL	STYLE	DIMENSIONS	YDG	SQFT	COM	A	B	C	D	E	F	G	H	I	J	K	L	M	W	X	Y	E1	E2
Stand Alone Club Chair Loose 9in Arm Partial Back Cushion	NY	11	4	B29	48W x 34.5D x 31H	9	122	4,533	5,293	5,708	6,108	6,522	6,936	7,389	7,845	8,378	9,072	9,898	10,729	11,543	12,371	7,396	8,167	11,138	12,200	13,780
Stand Alone Two-Seat Sofa Loose 9in Arm Partial Back Cushion	NY	12	4	B29	78W x 34.5D x 31H	13	179	6,759	7,772	8,323	8,858	9,411	9,962	10,566	11,173	11,885	12,810	13,916	15,017	16,103	17,208	10,943	12,073	16,416	18,814	21,303
Stand Alone Three-Seat Sofa Loose 9in Arm Partial Back Cushion	NY	13	4	B29	108W x 34.5D x 31H	17	243	8,984	10,251	10,942	11,610	12,300	12,989	13,746	14,503	15,392	16,550	17,929	19,308	20,666	22,045	14,680	16,215	22,131	25,321	29,113

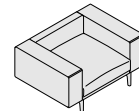
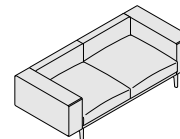
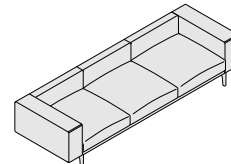
To Order Select Below

1. Series/Model/Style/Arm	2. Upholstery Style	3. Leg Choice	4. Leg Finish	5. Power	6. Options	7. Upholstery
<div><div></div><div></div></div> <div>NY114B29</div> <div>NYC Stand Alone, Club Chair Loose, 9in Arm, Partial Back Cushion</div>	<div><div></div><div></div></div> <div>DF DUAL UPHOLSTERY</div> <div>Dual upholstery option allows for a second textile to be applied to NYC seats and backs.</div> <div></div> <div>Club Chair Plinth and Arms 7.0 yds Seat and Back 3.2 yds</div> <div>Two-Seat Sofa Plinth and Arms 7.5 yds Seats and Backs 5.5 yds</div> <div>Three-Seat Sofa Plinth and Arms 9.0 yds Seats and Backs 8.5 yds</div>	<div><div></div><div></div></div> <div>C1 ALUMINUM LEGS WITH ADJUSTABLE GLIDES</div>	<div><div></div><div></div></div> <div><div><div>BL BLUE</div><div>BM BLACK MATTE</div><div>BR BRASS</div><div>BT BLACK TWILIGHT</div><div>CP CHAMPAGNE</div><div>DB DARK BRONZE</div><div>DG DARK GRAY</div><div>DP DUSTY PINK</div><div>FG FOREST GREEN</div><div>LG LIGHT GRAY</div><div>MG MEADOW GREEN</div><div>MK MILK</div><div>MS METALLIC SILVER</div></div><div><div></div><div></div></div><div>Polished Metal</div><div><div>AL POLISHED ALUMINUM/CHROME</div><div></div><div></div><div></div></div></div>	<div><div></div><div></div></div> <div>Power</div> <div>Refer to power ordering steps on page 7.</div>	<div><div></div><div></div></div> <div>Options</div> <div>CT CONTRASTING THREAD</div>	<div><div></div><div></div></div> <div>Upholstery</div> <div>See general information section for details on textile program and COM/COL information.</div> <div>Yardages provided are for non-directional fabrics that are applied railroaded. Directional fabrics may require additional yardage.</div> <div>When specifying dual upholstery models, the higher of the two grades will determine price.</div>
			<div><div></div><div></div></div> <div>1-Seat 2-Seat 3-Seat</div> <div><div>+223</div><div>+223</div><div>+297</div></div>			

Chrome rails with polished aluminum legs.

NYC

LOOSE: STAND ALONE SEATING, 9IN ARM

						COM	COL	Textile Upholstery Grades														Leather Upholstery Grades					
TITLE		SERIES	MODEL	STYLE	DIMENSIONS	YDG	SQFT	COM	A	B	C	D	E	F	G	H	I	J	K	L	M	W	X	Y	E1	E2	
Stand Alone Club Chair Loose 9in Arm No Back		NY	11	6	B29	48W x 34.5D x 25.25H	8	100	4,051	4,726	5,094	5,452	5,818	6,187	6,591	6,994	7,469	8,085	8,820	9,557	10,281	11,018	6,401	7,034	9,472	10,438	11,757
Stand Alone Two-Seat Sofa Loose 9in Arm No Back		NY	12	6	B29	78W x 34.5D x 25.25H	11	138	5,794	6,639	7,099	7,544	8,004	8,464	8,968	9,472	10,065	10,839	11,759	12,677	13,581	14,503	9,034	9,908	13,271	16,245	18,324
Stand Alone Three-Seat Sofa Loose 9in Arm No Back		NY	13	6	B29	108W x 34.5D x 25.25H	13	183	7,537	8,635	9,236	9,812	10,411	11,008	11,666	12,320	13,092	14,094	15,291	16,486	17,662	18,856	11,828	12,987	17,444	21,434	24,195

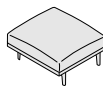
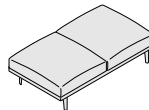
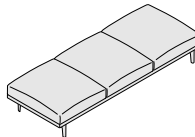
To Order Select Below

1. Series/Model/Style/Arm	2. Upholstery Style	3. Leg Choice	4. Leg Finish	5. Power	6. Options	7. Upholstery
<div></div>	<div></div>	<div></div>	<div></div>	<div></div>	<div></div>	<div></div>
NY116B29	DF DUAL UPHOLSTERY		Standard Powder Coat	Power	Options	Upholstery
NYC Stand Alone, Club Chair Loose, 6in Arm, No Back	Dual upholstery option allows for a second textile to be applied to NYC seats and backs.	ALUMINUM LEGS WITH ADJUSTABLE GLIDES	BL BLUE BM BLACK MATTE BR BRASS BT BLACK TWILIGHT CP CHAMPAGNE DB DARK BRONZE DG DARK GRAY DP DUSTY PINK FG FOREST GREEN LG LIGHT GRAY MG MEADOW GREEN MK MILK MS METALLIC SILVER	Refer to power ordering steps on page 7.	CT CONTRASTING THREAD	See general information section for details on textile program and COM/COL information.
NY126B29	<div></div> <div>Club Chair Plinth and Arms Seat</div>	C1				Yardages provided are for non-directional fabrics that are applied railroaded. Directional fabrics may require additional yardage.
NY136B29	<div></div> <div>Two-Seat Sofa Plinth and Arms Seats</div>					When specifying dual upholstery models, the higher of the two grades will determine price.
NYC Stand Alone, Three-Seat Sofa, Loose, 6in Arm, No Back	<div></div> <div>Three-Seat Sofa Plinth and Arms Seats</div>					
			Polished Metal	1-Seat	2-Seat	3-Seat
			AL POLISHED ALUMINUM/CHROME	+223	+223	+297

Chrome rails with polished aluminum legs.

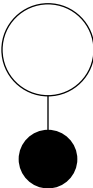
NYC

LOOSE: STAND ALONE BENCHES

					COM	COL	Textile Upholstery Grades															Leather Upholstery Grades				
TITLE	SERIES	MODEL	STYLE	DIMENSIONS	YDG	SQFT	COM	A	B	C	D	E	F	G	H	I	J	K	L	M	W	X	Y	E1	E2	
Stand Alone One-Seat Bench Loose 	NY	01	6	30W x 33.5D x 17.5H	3	58	2,748	3,007	3,148	3,285	3,429	3,570	3,725	3,883	4,065	4,305	4,586	4,871	5,150	5,434	3,988	4,323	5,450	5,986	6,905	
Stand Alone Two-Seat Bench Loose 	NY	02	6	60W x 33.5D x 17.5H	5.5	115	3,357	3,793	4,028	4,257	4,494	4,730	4,990	5,248	5,553	5,950	6,424	6,899	7,363	7,836	5,526	6,099	8,071	8,990	10,671	
Stand Alone Three-Seat Bench Loose 	NY	03	6	90W x 33.5D x 17.5H	7.5	173	4,881	5,492	5,823	6,143	6,474	6,805	7,168	7,532	7,960	8,513	9,176	9,840	10,491	11,154	8,036	8,869	11,738	13,071	15,519	

To Order Select Below

1. Series/Model/Style



NY016

NYC
Stand Alone, One-Seat
Bench, Loose

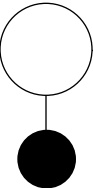
NY026

NYC
Stand Alone, Two-Seat
Bench, Loose

NY036

NYC
Stand-Alone, Three-Seat
Bench, Loose

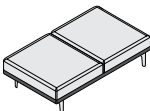
2. Upholstery Style



Upholstery Style

DF DUAL UPHOLSTERY

Dual upholstery option allows for a second textile to be applied to NYC seats and backs.



One-Seat Stand Alone Bench

Plinth 1.5 yds
Seat 2.5 yds

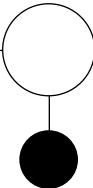
Two-Seat Stand Alone Bench

Plinth 2.0 yds
Seats 4.0 yds

Three-Seat Stand Alone Bench

Plinth 2.0 yds
Seats 5.5 yds

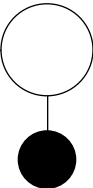
3. Leg Choice



Leg Choice

C1 ALUMINUM
LEGS WITH
ADJUSTABLE
GLIDES

4. Leg Finish



Standard Powder Coat

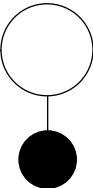
BL	BLUE
BM	BLACK MATTE
BR	BRASS
BT	BLACK TWILIGHT
CP	CHAMPAGNE
DB	DARK BRONZE
DG	DARK GRAY
DP	DUSTY PINK
FG	FOREST GREEN
LG	LIGHT GRAY
MG	MEADOW GREEN
MK	MILK
MS	METALLIC SILVER

Polished Metal

AL POLISHED ALUMINUM/CHROME

Chrome rails with polished aluminum legs.

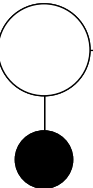
5. Power



Power

Refer to power
ordering steps on
page 7.

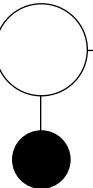
6. Options



Options

CT CONTRASTING THREAD

7. Upholstery



Upholstery

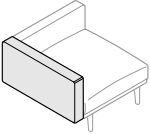
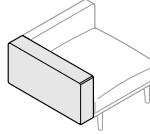
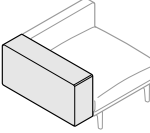
See general information section
for details on textile program and
COM/COL information.

Yardages provided are for non-directional fabrics that are applied railroaded. Directional fabrics may require additional yardage.

When specifying dual upholstery models, the higher of the two grades will determine price.

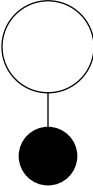
NYC

MODULAR ARMS

						COM	COL	Textile Upholstery Grades														Leather Upholstery Grades				
TITLE		SERIES	MODEL	STYLE	DIMENSIONS	YDG	SQFT	COM	A	B	C	D	E	F	G	H	I	J	K	L	M	W	X	Y	E1	E2
4inch Arm		NY	24		4W x 33.5D x 16.5H	2.5	17	486	655	748	836	929	1,020	1,121	1,223	1,342	1,493	1,678	1,863	2,043	2,227	935	1,076	1,433	1,644	2,031
6inch Arm		NY	26		6W x 33.5D x 16.5H	2.5	20	486	655	748	836	929	1,020	1,121	1,223	1,342	1,493	1,678	1,863	2,043	2,227	977	1,131	1,520	1,749	2,171
9inch Arm		NY	29		9W x 33.5D x 16.5H	2.5	22	486	655	748	836	929	1,020	1,121	1,223	1,342	1,493	1,678	1,863	2,043	2,227	1,035	1,206	1,642	1,898	2,370

To Order Select Below

1. Series/Model



NY24

NYC
4in Arm

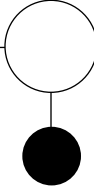
NY26

NYC
6in Arm

NY29

NYC
9in Arm

2. Arm Orientation

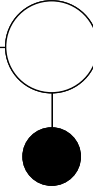


Arm Orientation

L LEFT ORIENTATION WHEN SEATED

R RIGHT ORIENTATION WHEN SEATED

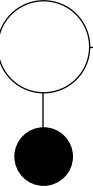
3. Options



Options

CT CONTRASTING THREAD

4. Upholstery

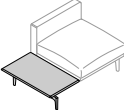
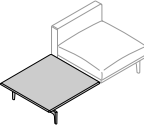
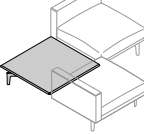
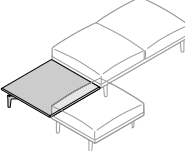


Upholstery

See **general information section**
for details on textile program and
COM/COL information.



NYC

TABLES

						Customer's Own Top				
TITLE		SERIES	MODEL	STYLE	DIMENSIONS	COT	CS51	CS52	CS65	CS96
Modular 2/3 In-line Table		NY	53		20W x 33.5D x 11.5H	929	3,209	3,209	3,672	5,526
Modular Full In-line Table		NY	51		33.5W x 33.5D x 11.5H	1,083	5,675	5,675	6,602	9,384
Modular Corner In-line Table		NY	55		34.5W x 34.5D x 11.5H	1,083	5,675	5,675	6,602	9,384
Stand Alone Bench Corner Table		NY	57		33.5W x 33.5D x 11.5H	1,083	5,675	5,675	6,602	9,384

To Order Select Below



1. Series/Model/Style



NY53
NYC Modular 2/3 In-line Table
NY51
NYC Modular Full In-line Table
NY055
NYC Modular Corner In-line Table
NY057
NYC Stand Alone Bench Corner Table

2. Top

		Caesarstone
CS51		JET BLACK
CS52		SLEEK CONCRETE
CS65		PURE WHITE
CS96		STATUARIO NUVO
		Customer's Own Top
COT		CUSTOMER'S OWN TOP
Template for Customer's Own Top Stylex will supply digital templates for all table styles, or you may request a physical template from Stylex Customer Service.		

3. Leg Choice

		Leg Choice
C1		ALUMINUM LEGS WITH ADJUSTABLE GLIDES

4. Leg Finish

		Standard Powder Coat
BL		BLUE
BM		BLACK MATTE
BR		BASS
BT		BLACK TWILIGHT
CP		CHAMPAGNE
DB		DARK BRONZE
DG		DARK GRAY
DP		DUSTY PINK
FG		FOREST GREEN
LG		LIGHT GRAY
MG		MEADOW GREEN
MK		MILK
MS		METALLIC SILVER
		Polished Metal
AL		POLISHED ALUMINUM/CHROME
+247		

Chrome rails with polished aluminum legs.

						Textile Upholstery Grades											Leather Upholstery Grades								
TITLE	SERIES	MODEL	STYLE	DIMENSIONS	COM	COL	COM	A	B	C	D	E	F	G	H	I	J	K	L	M	W	X	Y	E1	E2
24 × 24in Throw Pillow	NY	71		24 × 24	2	18	297	382	427	471	519	564	613	665	723	800	893	986	1,076	1,168	706	833	1,157	1,348	1,700
20 × 20in Throw Pillow	NY	72		50 × 20	1	15	186	271	316	359	406	452	504	553	612	690	781	875	964	1,055	483	575	813	951	1,206
18 × 18in Throw Pillow	NY	73		18 × 18	1	13	186	271	316	359	406	452	504	553	612	690	781	875	964	1,055	434	511	708	823	1,036
16 × 16in Throw Pillow	NY	74		16 × 16	1	13	186	271	316	359	406	452	504	553	612	690	781	875	964	1,055	387	449	611	707	879
14 × 20in Throw Pillow	NY	75		14 × 20	1	13	186	271	316	359	406	452	504	553	612	690	781	875	964	1,055	403	471	648	749	935
16 × 22in Throw Pillow	NY	76		16 × 22	1	15	186	271	316	359	406	452	504	553	612	690	781	875	964	1,055	448	530	741	866	1,093
18in Round Throw Pillow	NY	77		18 × 18	1	11	186	271	316	359	406	452	504	553	612	690	781	875	964	1,055	434	511	708	823	1,036

To Order Select Below

1. Series/Model

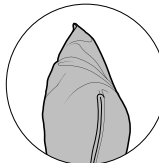
NY71	24 X 24 THROW PILLOW
NY72	20 X 20 THROW PILLOW
NY73	18 X 18 THROW PILLOW
NY74	16 X 16 THROW PILLOW
NY75	14 X 20 THROW PILLOW
NY76	16 X 22 THROW PILLOW
NY77	18IN ROUND THROW PILLOW

2. Cushion Sewing Pattern

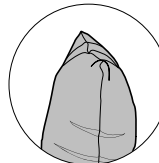
Cushion Sewing Pattern	
1	GUSSET (STYLE USED ON LOOSE BACK CUSHIONS)
2	PINCH (OVERSIZED SEAM ON SIDES)
3	PANEL (TRADITIONAL LOW-PROFILE SEAM)



Gusset
Not available on
Round Pillows



Pinch



Panel

NYC throw cushions are filled with a down and feather blend.

3. Options

Options	
CT	CONTRASTING THREAD

Contrasting thread is only available on pillows in the pinch style.

4. Upholstery

Upholstery

See **general information section** for details on textile program and **COM/COL** information.