

stylex

NYC

PRICE LIST

Effective November 01, 2023

General Information

STYLEX PRICE LIST

GENERAL INFORMATION

Terms

Net 30 days from date of invoice,
F. O. B . Delanco, New Jersey.

Damaged Shipments

All Stylex products are carefully inspected before they are packed in sturdy cartons designed to satisfy shipping requirements. Stylex is not responsible for damage in shipment. The transportation company assumes responsibility for delivering products to you in good condition when the bill of lading is signed. You protect yourself by refusing shipments showing damage or shortage until transportation company has noted on the delivery sheet the extent of damage or shortage. Concealed damage should be reported to the carrier as soon as discovered, but no later than 5 days after receiving shipment.

Return/Restocking Policy

Return shipments will not be accepted unless specifically authorized by Stylex in writing. The Return Authorization number should be clearly marked on the carton. The customer returning Stylex products is responsible for return shipping costs. Merchandise must be returned unused. Returned merchandise is subject to a 35% restocking fee.

Custom Products

Modifications to standard products will be considered for large runs. Contact factory for price quotations.

Design Changes

In keeping with modern manufacturing advances, Stylex reserves the right to incorporate minor modifications and design changes in products without notice.

Cancellation/Change Order Policy

Regarding requests for order cancellation and/or order modification, please be advised that no charges will be applied before production, unless inventory has been specifically requisitioned to fulfill your order. Once orders proceed to the production phase, they cannot be altered or canceled under any circumstances. All requests for order cancellations or order changes must be submitted in writing and will only be considered valid upon approval by Stylex.

WARRANTY

Except as provided below, Stylex warrants exclusively to the original Purchaser of our product that all parts, under normal use and service, will be free from defects in workmanship and material for a period of ten (10) years from the date of purchase. "Normal use and service" means that the product will be used in a typical office environment for 40-45 hours per week.

This warranty is subject to the following limitations, exclusions and provisions:

Limitations involving materials and components:

Wood components of plywood stacking chairs
(such as Brooks and Welcome)
5 years

Upholstery

(including mesh used for Click, F4, Insight, and Zephyr Mesh)
3 years

SAVA Mesh

10 years

COM Upholstery

No warranty
Stylex makes every effort to ensure that the COM Upholstery it approves is suitable for the intended use. Nevertheless, we will not warrant, and assume no responsibility for, the durability or tailoring quality of any COM or COL . If you have any concerns about the ultimate appearance of any covering, please order an upholstered sample.

Painted Stack Chair Frames

No Warranty

We will not warrant the finish of painted stack chair frames against damage from stacking. Please order chrome frames for chairs that will be stacked.

Felt Glides

No warranty

Due to the different surfaces on which felt glides may be used, we cannot warrant their durability over time.

If this product fails during normal use and service within the applicable warranty period (other than through normal wear and tear), please send a description of the relevant part and the nature of the defect, together with proof of purchase of the product to qm@stylexdesign.com. PLEASE DO NOT RETURN PARTS OR THE PRODUCT TO STYLEX UNLESS INSTRUCTED TO DO SO BY STYLEX. Stylex will, at its discretion, either repair or replace the defective product or part at no cost. Labor requests must receive approval and will be authorized on a case-by-case basis. We will only reimburse for labor costs directly incurred, excluding any travel-related expenses. Purchaser may be required (at the option of Stylex) to return to Stylex at Purchaser's expense any defective part with all freight or shipping charges prepaid. The foregoing warranty shall be void if the product has been altered or repaired (other than by Stylex). The warranty does not cover damage to the product caused by accident, neglect, misuse, abuse, modification to the product by anyone other than Stylex or damage caused by use of the product for a purpose other than that for which it was designed. This warranty extends only to the original Purchaser of the product.

No Other Warranties

This warranty is in lieu of all other warranties, expressed or implied, including, but not limited to, implied warranties of merchantability and fitness for a particular purpose. The rights and remedies provided herein are the exclusive rights and remedies of the original purchaser of the product.

No Liability For Damages

In no event shall Stylex or its suppliers be responsible or liable for any special, indirect, consequential, or incidental damages. In no event shall the liability of Stylex exceed the actual purchase price paid to Stylex for the product.

Out of Warranty Products

For all products no longer covered by our warranty, please refer to our Design for Durability and Upgradability Policy. Contact Customer Service if you would like to purchase any replaceable components to further extend the life of any Stylex seating product. This warranty applies to all Stylex products purchased on April 13, 2018, and thereafter.

PRODUCT TAKE BACK PROGRAM

In order to be good stewards of our products, Stylex offers a pathway towards a Product Take Back Program as a more viable solution to the end of our products' originally intended life.

Stylex supports the sustainable programs of ANEW and offers their added value to our clients through a comprehensive take-back solution for surplus office furniture and materials of any kind, in any condition. ANEW is a 501(c)(3) non-profit organization that exists to provide companies with smart, cost effective alternatives for their surplus furniture and other items with the priority of matching it to non- profits, public agencies and the underserved, within the local community of the project site. Corporate Social Responsibility is raised while the impact on the environment is lowered by diverting products and materials otherwise destined for landfill.

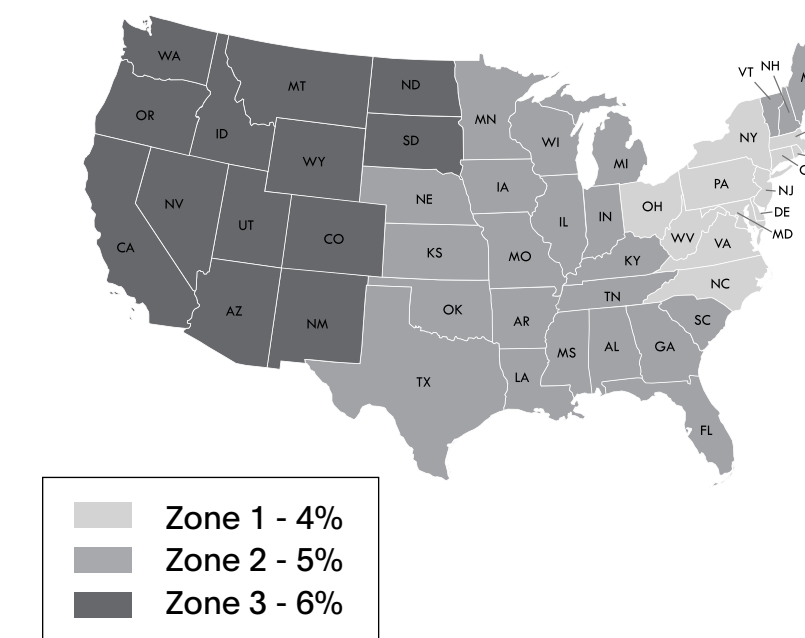
Stylex is proud to offer ANEW to customers dedicated to strengthening their community network by repurposing their furniture, fixtures and architectural materials to those in need. In 2014, Stylex committed to making this relationship a part of our strategic sales strategy. Visit www.anewfound.org to find out more.

To initiate a Product Take Back strategy through ANEW, contact Stylex Customer Service at 800-257-5742.

For other end of life recovery options, please see our Product Disassembly Instructions and End of Life Recovery Options documents available on our website in the resources section of each product in our line.

FREIGHT PROGRAM

Freight charges will be calculated as a percentage of the net product price and added to the invoice at the time of shipment. The continental United States has been divided into three zones. Please use the map below to determine freight charges for the product's destination. Minimum freight charge is \$150. Please let us know if you will be shipping to a residential address or require inside delivery as this requires an additional fee. Also please note we need to be made aware if a liftgate is required prior to delivery. If any requests are made at the time of delivery, applicable charges will apply.



ZONE 1 - 4%

Connecticut
Delaware
New York
New Jersey
Maryland
Massachusetts
North Carolina
Ohio
Pennsylvania
Rhode Island
Virginia
Washington D.C.
West Virginia

ZONE 2 - 5%

Alabama
Arkansas
Canada, Ontario
Canada, Quebec
Florida
Georgia
Iowa
Illinois
Indiana
Kansas
Kentucky
Louisiana
Nebraska
New Hampshire
Oklahoma
Maine
Michigan
Minnesota
Missouri
Mississippi
South Carolina
Tennessee
Texas
Vermont
Wisconsin

ZONE 3 - 6%

Arizona
California
Colorado
Idaho
Montana
Nevada
New Mexico
North Dakota
Oregon
South Dakota
Utah
Washington
Wyoming

Quote Per Project

Alaska
Hawaii
Canada
(outside Ontario & Quebec)
Mexico

General Information

STYLEX PRICE LIST

TEXTILE PARTNERS & APPROVALS

Textile Partners

To customize your furniture performance needs and design vision, Stylex offers a wide selection of in-graded leathers and textiles from Grades A through Y. We've partnered with leading manufacturers on the options, focusing on color, price, durability, and construction. To view our partners and explore our digital carded program with broadly approved textiles, visit [this page](#). We stand by these textiles: They're tried and tested, and will effortlessly fit into any design aesthetic.

Textile Approvals

All textiles must be approved for the product you are specifying. For the related approved textile lists, visit [this page](#).

CAL 117 AND 133 COMPLIANCE

CAL 117-2013

All Stylex seating satisfies the requirements of CAL 117-2013 so long as one of our standard or in-graded fabrics is applied. COM textiles cannot be so guaranteed. Please contact the supplier of COM's directly to determine the fire retardancy of any COM supplied to us.

CAL 133

Most Stylex seating can be ordered to meet the requirements of CAL 133. When ordering, simply specify "CAL 133 compliance required". The upcharge for this option is \$54 list per yard. Please refer to the COM yardage of each model to determine the number of yards required. We do frequently require full-scale burn tests in order to certify CAL 133 before an order will be accepted. Such burn tests may increase normal lead times and do carry additional charges. Please contact customer service for details.

CUSTOMER'S OWN MATERIAL/LEATHER

Customer's own material (COM) and customer's own leather (COL) will generally be upholstered at the price designated in each product's price list. Please be advised, however, that we specifically reserve the right to charge a higher price when we determine that special circumstances, such as unusual repeats or challenging materials, present themselves. All orders for custom coverings must be approved by Stylex before they will be accepted for production. To submit proposed textile for approval, please use the COM form [here](#).

Special Note:

We assume no responsibility for the durability or tailoring quality of any COM or COL. Directional covers in particular may not meet your satisfaction due to the design of certain products. Please be advised that COM and COL orders are not subject to return. If you have doubts about the ultimate appearance of certain coverings, please order a sample done with that specific COM or COL. In addition, while we inspect fabrics for mill imperfections, some are difficult to recognize. We cannot be responsible for defects, color inaccuracies, dye lot variations, or other flaws.

Under no circumstances will we be responsible for COM shortages, flaws, or other such problems. Finally, it is not our responsibility to police the receipt of COM's in order to meet delivery deadlines, and we assume our customers are aware of any undue delay in the shipment of their COM fabrics.

COM fabric and COL leather should be sent prepaid to: Stylex

**Attn: COM/COL - [Your PO #]
740 Coopertown Road
Delanco, NJ 08075**

Clearly mark fabric or leather with the dealers name, purchase order number, and furniture model number of the item to be covered. Actual furniture orders should include the same information, as well as a description of the fabric or leather, including pattern and color number, in order to provide a cross reference.

Yardage requirements shown in the price list are based on non-directional goods of 54" width. Fabrics less than 54" wide or those requiring matching (stripes, prints, or large patterned designs) call for additional yardage. We will be happy to supply yardage requirements for large quantities where economies may be realized.

Add the following yardage for stripes, plaids, or patterns with repeats:

Fabric Width	Plain Fabric	2-14" Repeat	15-24" Repeat	25-27" Repeat	28-36" Repeat
54"	0%	10%	15%	20%	25%
50"	10%	20%	25%	30%	35%
48"	15%	25%	30%	35%	40%
45"	40%	50%	55%	60%	65%
36"	50%	60%	65%	70%	75%

COM/COL FORM

To avoid delay in processing COM orders we request that you submit a sample of your COM fabric stapled to this form which can be downloaded [here](#). If a fabric has a stripe or design, the size of the repeat should be indicated. Please indicate the fabric supplier's name, fabric number, and color. Also indicate the Stylex product on which the fabric will be used.

The fabric supplier must indicate on his shipping labels the dealer name and purchase order number as well as the Stylex model number.

Please Note:

No order may be entered into production or have a shipping date assigned until all related COM is received at the factory.



CENTER OF STRIPE OR DESIGN

TOP OF CHAIR	TOP OF CHAIR
--------------	--------------

1. Size of Repeat

2. Fabric Supplier

3. Fabric Number

4. Color

5. Stylex Product

Contents


<hr/>		<hr/>	
COLORS, MATERIALS, AND FINISHES	5	STANDARD	15
STATEMENT OF LINE	6	WRAP-OVER	22
OPTIONS AND POWER	7	RELAXED	29
DIMENSIONS	8	LOOSE	36
IDEA STARTERS AND ORDERING GUIDE	11	ARMS, TABLES, AND PILLOWS	53
HOW TO ORDER	12		
<hr/>		<hr/>	

CLICK THE TITLES ABOVE TO NAVIGATE THROUGH THE DOCUMENT
PRODUCT HEADERS ON SUBSEQUENT PAGES LINK BACK TO THIS PAGE


NYC

COLORS, MATERIALS, AND FINISHES


POWDER COATED PAINTED METAL




MILK
(MK)




SAND
(SD)




PALE YELLOW
(PY)




YELLOW
(YL)




ORANGE
(OR)




TERRACOTTA
(TC)




RED
(RD)




RED ORANGE
(RO)




RUSTY RED
(RR)




DUSTY PINK
(DP)




MEADOW GREEN
(MG)




FOREST GREEN
(FG)




SOFT BLUE
(SB)




BLUE
(BL)




NAVY
(NV)




LIGHT GRAY
(LG)




CHAMPAGNE
(CP)




METALLIC SILVER
(MS)



NICKEL
(NK)




BRASS
(BR)



TAUPE
(TP)




DARK BRONZE
(DB)




DARK GRAY
(DG)



TEXTURED SLATE
(TS)




BLACK TWILIGHT
(BT)




BLACK MATTE
(BM)

POLISHED METAL




POLISHED
ALUMINUM
(AL)



CHROME
(CH)

CAESARSTONE®




PURE
WHITE
(65)



STATUARIO
NUVO
(96)



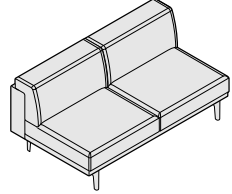
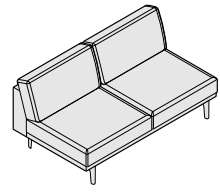

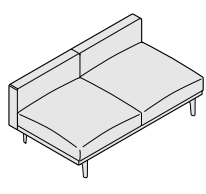
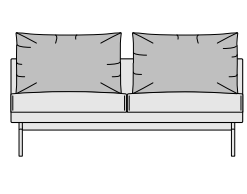
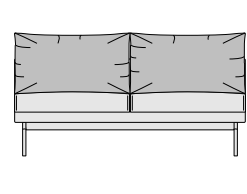
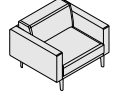
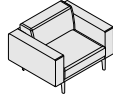
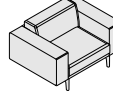

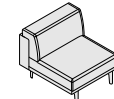
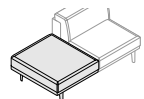
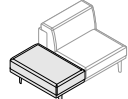
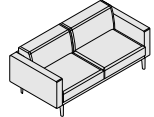
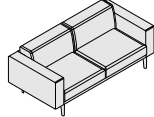
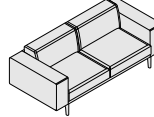
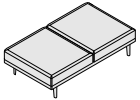
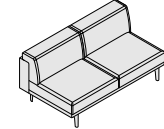
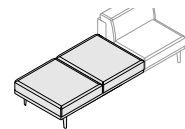
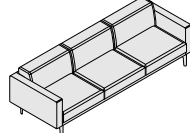
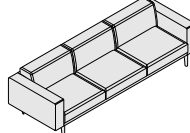
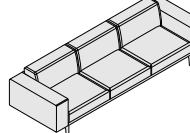
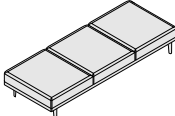
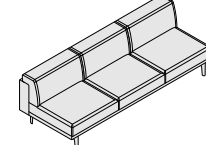
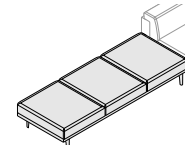
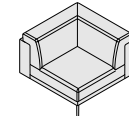
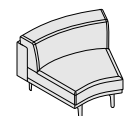

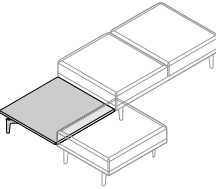
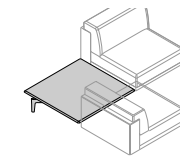
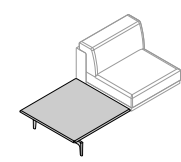
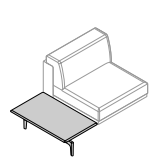

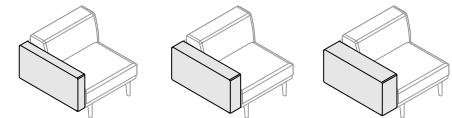
SLEEK
CONCRETE
(52)



JET BLACK
(51)

NYC

SPECIFICATION GUIDE: STATEMENT OF LINE

STYLES							
<p>NYC is offered in the following 6 styles. All styles can be applied to the seat, corner, and bench components listed below.</p>	Wrap-Over	Standard	Relaxed	Loose No Cushions	Loose Partial Cushions	Loose Full Cushions	
							
OVERVIEW	STAND ALONE				MODULAR		
One-Seat	Club Chair 4" Arms 	Club Chair 6" Arms 	Club Chair 9" Arms 	Bench 	Modular Unit 	In-line Bench 	In-line 2/3 Bench 
Two-Seat	Sofa 4" Arms 	Sofa 6" Arms 	Sofa 9" Arms 	Bench 	Modular Unit 	In-line Bench 	
Three-Seat	Sofa 4" Arms 	Sofa 6" Arms 	Sofa 9" Arms 	Bench 	Modular Unit 	In-line Bench 	
Corner					90° Unit 	135° Unit 	150° Unit 
Table	Bench Corner Table (used with stand alone bench models only) 				Inline Corner Table 	Inline Full Table 	Inline 2/3 Table 
Accessories	Throw Pillow 24×24, 20×20, 18×18, 16×16, 14×20, 16×22, 18" Round 				Modular Arms 4, 6, or 9" 		

PRODUCT INFORMATION

Design

Stylex

Throw Pillow Construction

Throw pillows incorporate down/feather inserts.

Understructure

NYC support frames consist of aluminum legs attached to steel rails. These frames may be powder coated in a variety of finishes, or ordered as polished aluminum with chrome-plated rails. Adjustable glides are standard.

Tables

Caesarstone is available, but surfaces may also be specified and purchased by the customer for installation on site. In either case, the top is supported by a steel plate with four holes. Stylex will supply digital templates for all table styles, or you may request a physical template from Stylex Customer Service.

Testing

Manufactured to comply with:
ANSI/BIFMA X5.4 Public and Lounge Seating Standard

Environment

Greenguard Certified
LEVEL® 2

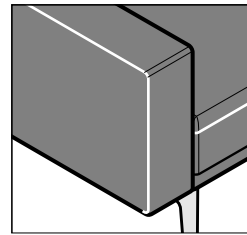
NYC

SPECIFICATION GUIDE: OPTIONS AND POWER

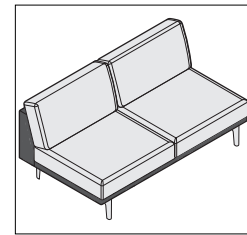
OPTIONS

Upholstery

Contrasting Thread




Dual Upholstery



Welt Cord*



Sewn and Button Tuft*



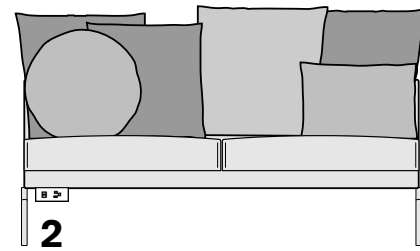
* See pricing pages for model dependent availability

POWER

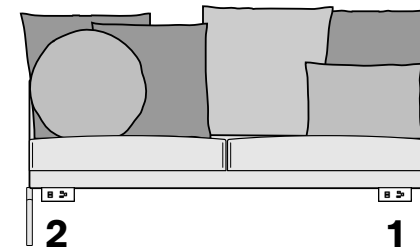
Seating Under Mount
for models with and without arms

POWER PORTS

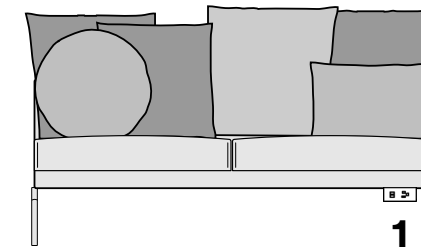
Position 2
(Right)



Position 1 and 2
(Left and Right)

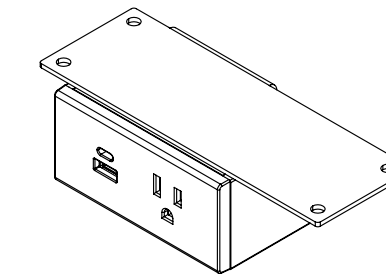


Position 1
(Left)



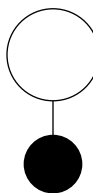
DAISY CHAIN POWER

Modular Power



To Order Power Select Below

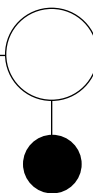
1. Mount Type



Mount Type

U	UNDER MOUNT
DCU	UNDER MOUNT, DAISY CHAIN

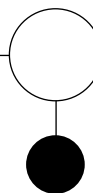
2. Unit Color



Unit Color

B	BLACK
G	GRAY
W	WHITE

3. Wire/Position

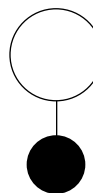


Wire/Position

1	POSITION 1	+623
2	POSITION 2	+623
12	POSITION 1 AND 2	+1,245
H1	HARDWIRE POSITION 1	+816
H2	HARDWIRE POSITION 2	+816
H12	HARDWIRE POSITION 1 AND 2	+1,439

Due to frame configurations, power location will need to be verified by Stylex via layout drawing or CET Designer.

5. Daisy Chain Power



Daisy Chain Power

NYPBS	NYC POWER SYSTEM	
	SYSTEM INFEED (REQUIRED)	+194
	UNDERMOUNT POWER	+39
	JUMPER EXTENSION (5')	+138

Use CET to determine jumper length and configure daisy chain system. Pricing shown above is in addition to the individual power unit charges in steps 1-3.

PRODUCT INFORMATION

Power

Undermount units can be specified to be hardwired or with a 3-prong plug. The units have one USB-A port, one USB-C port, and a standard, grounded 3-prong electrical outlet. Additional power options include daisy chaining.

Cord Length

Both the standard cord and the conduit whip are 10 feet long. Other lengths may be available as a custom order.

Power Restrictions

Power is not available on corner seats, curved units, or tables. We also do not recommend power unit or daisy chain wires running under tables because they would be visible through the gaps on either side of the table.

Cable Management

All units ship with a cable mount and screw.

Daisy Chain Power

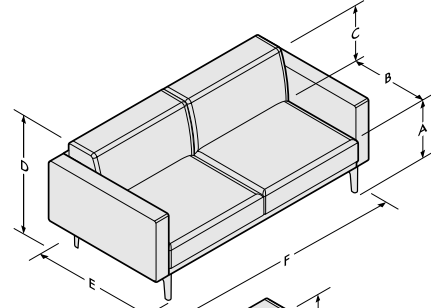
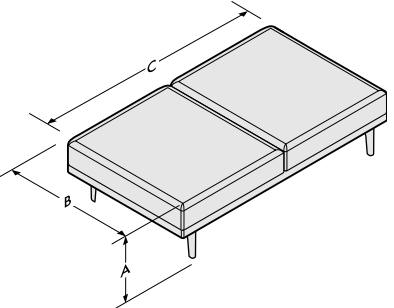
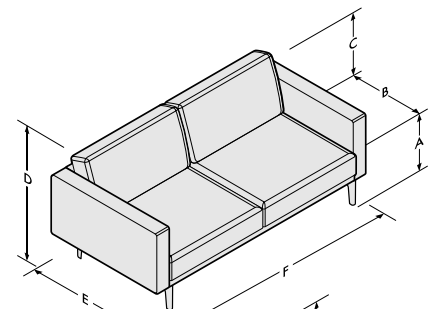
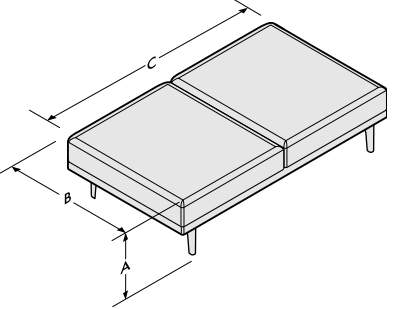
Undermount power can be daisy chained. Up to 8 units can be connected to the same system.

Power Order Entry

Due to frame configurations, power locations will need to be verified by Stylex via layout drawing or CET Designer. CET is required for modular power order entry. All daisy chain units are entered under 1 line item.

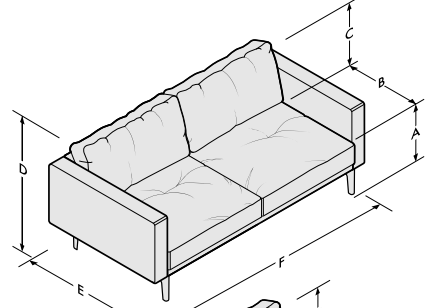
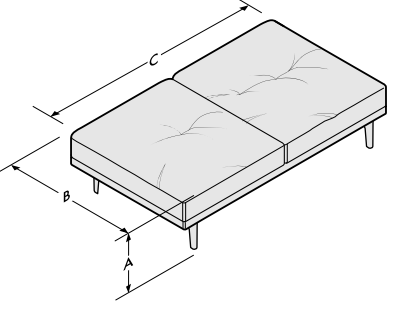
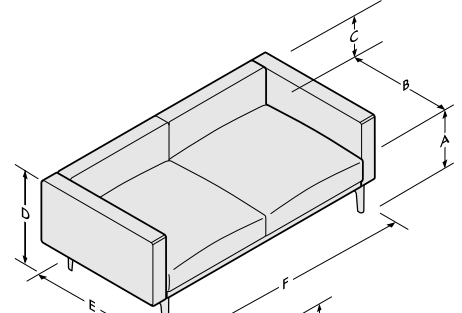
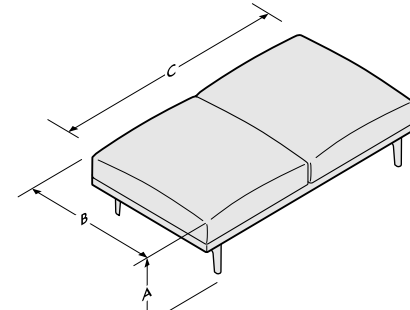
NYC

SPECIFICATION GUIDE: DIMENSIONS, SEATS AND BENCHES

DIMENSIONS - WRAP-OVER		STAND ALONE			MODULAR			
Wrap-Over Seats A. Seat Height B. Seat Depth C. Back Height D. Overall Height E. Overall Depth F1. Overall Width (One-Seat) F2. Overall Width (Two-Seat) F3. Overall Width (Three-Seat)		Models with 4" Arms A. 17.5 B. 22.5 C. 12 D. 29.5 E. 34.5 F1. 38 F2. 68 F3. 98	Models with 6" Arms A. 17.5 B. 22.5 C. 12 D. 29.5 E. 34.5 F1. 42 F2. 72 F3. 102	Models with 9" Arms A. 17.5 B. 22.5 C. 12 D. 29.5 E. 34.5 F1. 48 F2. 78 F3. 108	Armless A. 17.5 B. 22.5 C. 12 D. 29.5 E. 34.5 F1. 30 F2. 60 F3. 90	90° Corner A. 17.5 B. 22.5 C. 12 D. 29.5 E. 34.5 F1. 47.88	135° Corner A. 17.5 B. 22.5 C. 12 D. 29.5 E. 34.5 F1. 42	150° Corner A. 17.5 B. 22.5 C. 12 D. 29.5 E. 34.5 F1. 40.38
	Wrap-Over Benches A. Overall Height B. Overall Depth C. Overall Width		One-Seat Bench A. 17.5 B. 33.5 C. 30	Two-Seat Bench A. 17.5 B. 33.5 C. 60	Three Seat Bench A. 17.5 B. 33.5 C. 90	In-line One-Seat Bench A. 17.5 B. 34.5 C. 30	In-line Two-Seat Bench A. 17.5 B. 34.5 C. 60	In-line Three-Seat Bench A. 17.5 B. 34.5 C. 90
DIMENSIONS - STANDARD		STAND ALONE			MODULAR			
Standard Seats A. Seat Height B. Seat Depth C. Back Height D. Overall Height E. Overall Depth F1. Overall Width (One-Seat) F2. Overall Width (Two-Seat) F3. Overall Width (Three-Seat)		Models with 4" Arms A. 17.5 B. 23.75 C. 13.25 D. 30.75 E. 34.5 F1. 38 F2. 68 F3. 98	Models with 6" Arms A. 17.5 B. 23.75 C. 13.25 D. 30.75 E. 34.5 F1. 42 F2. 72 F3. 102	Models with 9" Arms A. 17.5 B. 23.75 C. 13.25 D. 30.75 E. 34.5 F1. 48 F2. 78 F3. 108	Armless A. 17.5 B. 23.75 C. 13.25 D. 30.75 E. 34.5 F1. 30 F2. 60 F3. 90	90° Corner A. 17.5 B. 23.75 C. 13.25 D. 30.75 E. 34.5 F1. 47.88	135° Corner A. 17.5 B. 23.75 C. 13.25 D. 30.75 E. 34.5 F1. 42	150° Corner A. 17.5 B. 23.75 C. 13.25 D. 30.75 E. 34.5 F1. 40.38
	Standard Benches A. Overall Height B. Overall Depth C. Overall Width		One-Seat Bench A. 17.5 B. 33.5 C. 30	Two-Seat Bench A. 17.5 B. 33.5 C. 60	Three Seat Bench A. 17.5 B. 33.5 C. 90	In-line One-Seat Bench A. 17.5 B. 34.5 C. 30	In-line Two-Seat Bench A. 17.5 B. 34.5 C. 60	In-line Three-Seat Bench A. 17.5 B. 34.5 C. 90

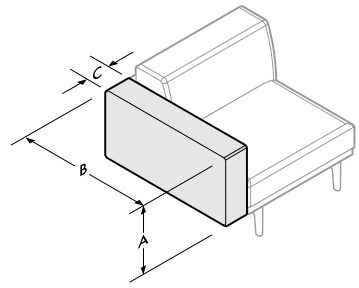
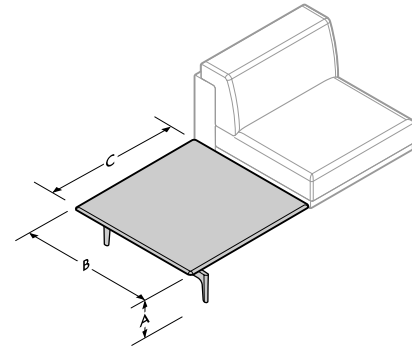
NYC

SPECIFICATION GUIDE: DIMENSIONS, SEATS AND BENCHES

DIMENSIONS - RELAXED		STAND ALONE						MODULAR							
Relaxed Seats A. Seat Height B. Seat Depth C. Back Height D. Overall Height E. Overall Depth F1. Overall Width (One-Seat) F2. Overall Width (Two-Seat) F3. Overall Width (Three-Seat)		Models with 4" Arms		Models with 6" Arms		Models with 9" Arms		Armless		90° Corner		135° Corner		150° Corner	
		A. 17.5 B. 22.5 C. 12 D. 29.5 E. 34.5 F1. 38 F2. 68 F3. 98	A. 17.5 B. 22.5 C. 12 D. 29.5 E. 34.5 F1. 42 F2. 72 F3. 102	A. 17.5 B. 22.5 C. 12 D. 29.5 E. 34.5 F1. 48 F2. 78 F3. 108	A. 17.5 B. 22.5 C. 12 D. 29.5 E. 34.5 F1. 30 F2. 60 F3. 90	A. 17.5 B. 22.5 C. 12 D. 29.5 E. 34.5 F1. 47.88	A. 17.5 B. 22.5 C. 12 D. 29.5 E. 34.5 F1. 42	A. 17.5 B. 22.5 C. 12 D. 29.5 E. 34.5 F1. 40.38							
Relaxed Benches A. Overall Height B. Overall Depth C. Overall Width		One-Seat Bench		Two-Seat Bench		Three Seat Bench		In-line One-Seat Bench		In-line Two-Seat Bench		In-line Three-Seat Bench		In-line 2/3-Seat Bench	
		A. 16.5 B. 33.5 C. 30	A. 16.5 B. 33.5 C. 60	A. 16.5 B. 33.5 C. 90	A. 16.5 B. 34.5 C. 30	A. 16.5 B. 34.5 C. 60	A. 16.5 B. 34.5 C. 90	A. 16.5 B. 34.5 C. 20							
DIMENSIONS - LOOSE		STAND ALONE						MODULAR							
Loose Seats With and Without Cushions A. Seat Height B. Seat Depth C. Back Height D. Overall Height E. Overall Depth F1. Overall Width (One-Seat) F2. Overall Width (Two-Seat) F3. Overall Width (Three-Seat)		4" Arms	4" Arms	6" Arms	6" Arms	9" Arms	9" Arms	Armless	Armless	90° Corner	90° Corner	135° Corner	135° Corner	150° Corner	150° Corner
		A. 17.5 B. 30.5 C. 9.75 D. 25.25 E. 34.5 F1. 38 F2. 68 F3. 98	No Cushions A. 17.5 B. 22 C. 13.5 D. 31 E. 34.5 F1. 38 F2. 68 F3. 98	Cushions A. 17.5 B. 22 C. 13.5 D. 31 E. 34.5 F1. 38 F2. 68 F3. 98	No Cushions A. 17.5 B. 30.5 C. 9.75 D. 25.25 E. 34.5 F1. 42 F2. 72 F3. 102	Cushions A. 17.5 B. 22 C. 13.5 D. 31 E. 34.5 F1. 42 F2. 72 F3. 102	No Cushions A. 17.5 B. 30.5 C. 9.75 D. 25.25 E. 34.5 F1. 48 F2. 78 F3. 108	Cushions A. 17.5 B. 22 C. 13.5 D. 31 E. 34.5 F1. 48 F2. 78 F3. 108	No Cushions A. 17.5 B. 30.5 C. 9.75 D. 25.25 E. 34.5 F1. 30 F2. 60 F3. 90	Cushions A. 17.5 B. 22 C. 13.5 D. 31 E. 34.5 F1. 30 F2. 60 F3. 90	90° Corner No Cushions A. 17.5 B. 30.5 C. 9.75 D. 25.25 E. 34.5 F1. 47.88	90° Corner Cushions A. 17.5 B. 22 C. 13.5 D. 31 E. 34.5 F1. 47.88	135° Corner No Cushions A. 17.5 B. 30.5 C. 9.75 D. 25.25 E. 34.5 F1. 42	135° Corner Cushions A. 17.5 B. 22 C. 13.5 D. 31 E. 34.5 F1. 42	150° Corner No Cushions A. 17.5 B. 30.5 C. 9.75 D. 25.25 E. 34.5 F1. 40.38
Loose Benches A. Overall Height B. Overall Depth C. Overall Width		One-Seat Bench		Two-Seat Bench		Three Seat Bench		In-line One-Seat Bench		In-line Two-Seat Bench		In-line Three-Seat Bench		In-line 2/3-Seat Bench	
		A. 17.5 B. 33.5 C. 30	A. 17.5 B. 33.5 C. 60	A. 17.5 B. 33.5 C. 90	A. 17.5 B. 34.5 C. 30	A. 17.5 B. 34.5 C. 60	A. 17.5 B. 34.5 C. 90	A. 17.5 B. 34.5 C. 20							

NYC

SPECIFICATION GUIDE: DIMENSIONS, ARMS AND TABLES

DIMENSIONS - TABLES AND ARMS	STAND ALONE			MODULAR			
<p>Arms</p> <p>A. Arm Height B. Arm Depth C. Arm Width</p> 				<p>4" Arms</p> <p>A. 16.5 B. 33.5 C. 4</p>	<p>6" Arms</p> <p>A. 16.5 B. 33.5 C. 6</p>	<p>9" Arms</p> <p>A. 16.5 B. 33.5 C. 9</p>	
<p>Tables</p> <p>A. Overall Height B. Overall Depth C. Overall Width</p> 	<p>Bench Corner Table</p> <p>A. 11.5 B. 33.5 C. 33.5</p>			<p>In-line Corner Table</p> <p>A. 11.5 B. 34.5 C. 34.5</p>	<p>In-line Full Table</p> <p>A. 11.5 B. 33.5 C. 33.5</p>	<p>In-line 2/3 Table</p> <p>A. 11.5 B. 33.5 C. 20</p>	

NYC

SPECIFICATION GUIDE: IDEA STARTERS AND ORDERING GUIDE

IDEA STARTERS

Idea Starter 1



Idea Starter 2



Idea Starter 3



Idea Starter 4



Idea Starter 5



Idea Starter 6



ORDERING GUIDE

Modular Ordering and Specification

While NYC offers traditional stand-alone units, it is at the same time fundamentally flexible. The Modular models have all been designed to encourage creation of a wide variety of set-ups. To ensure clarity when ordering modular set-ups, it is critical that line items should be listed in the order in which they will be connected from left end (seated perspective) to right end. Modular Benches must be connected to other units. Modular Arms can only be added to the outside ends of any modular set-up. Seating orientation of a set-up (direction in which the user faces) can only be changed on either side of a table located in the middle of a set-up.

Leg Placement

NYC is a rail-supported modular seating system. The placement and number of legs will depend on each layout. Prior to order entry Stylex will provide a dimensioned layout that depicts the specific leg placement for approval. Order leadtime will start from the time Stylex Customer Service has received back a signed copy of this layout.

NYC Loose Cushions and Throw Pillows

NYC Loose is not only modular, it also offers tremendous design flexibility. NYC Loose may be ordered without any back cushions or throw pillows, allowing the freedom to obtain back support from any supplier.

At the same time, you may decide to buy either attached back cushions or loose throw pillows from Stylex. Back cushions come in two widths: Partial (27" Wide) and Full (30" Wide). Throw pillows, unlike back cushions, are not attached to the unit and may be freely rearranged. Throw pillows are available in a variety of sizes and seam styles.

Idea Starters Online and in CET


At Stylex, we have a constant eye towards making our products easy to specify. Our Design Application team is working on layouts every day, so we have built a library online of the most requested layouts, with all the accompanying information, files, and pricing. We believe these will make our products easier to specify, and in turn help kick start your project. You can also find these in CET, please check out our 'Idea Starters' tab on for the easiest way to drag-and-drop right into your layout. Visit [Stylexdesign.com/idea-starters](https://stylexdesign.com/idea-starters) to get started.

NYC

SPECIFICATION GUIDE: HOW TO ORDER, SEATING

MODEL CODE BREAKDOWN - SEATING

Sample Model Code: NY121B24C1ALUB1CTCOM



1. Series	2. Model	3. Style	4. Arm & Upholstery Options	5. Leg Choice	6. Leg Finish	7. Power	8. Options	9. Textile
NY	12	1	B24	C1	AL	UB1	CT	COM
Series NY NYC	Model Stand Alone 01 ONE-SEAT BENCH 02 TWO-SEAT BENCH 03 THREE-EAT BENCH 11 CLUB CHAIR 12 TWO-SEAT SOFA 13 THREE-SEAT SOFA Modular 04 ONE-SEAT INLINE BENCH 05 TWO-SEAT INLINE BENCH 05 THREE-SEAT INLINE BENCH 07 2/3-SEAT INLINE BENCH 11 ONE-SEAT UNIT 12 TWO-SEAT UNIT 13 THREE-SEAT UNIT 14 135 DEGREE CORNER 15 150 DEGREE CORNER 16 90 DEGREE CORNER	Style 1 WRAP-OVER 2 STANDARD 3 RELAXED 4 LOOSE, PARTIAL CUSHION 5 LOOSE, FULL CUSHION 6 LOOSE, NO CUSHION	Arm Thickness 24 4" ARM 26 6" ARM 29 9" ARM B24 4" ARM, BOTH B26 6" ARM, BOTH B29 9" ARM, BOTH Arm Location L LEFT POSITION WHEN SEATED R RIGHT POSITION WHEN SEATED Note: Predetermined arms only available with Standalone units. Modular units must specify arms separately. Upholstery Style DF DUAL UPHOLSTERY	Leg Choice C1 ALUMINUM LEGS WITH ADJUSTABLE GLIDES	Leg Finish Standard Powder Coat BL BLUE BM BLACK MATTE BR BRASS BT BLACK TWILIGHT CP CHAMPAGNE DB DARK BRONZE DG DARK GRAY DP DUSTY PINK FG FOREST GREEN LG LIGHT GRAY MG MEADOW GREEN MK MILK MS METALLIC SILVER NK NICKLE NV NAVY OR ORANGE PY PALE YELLOW RD RED RO RED ORANGE RR RUSTY RED SB SOFT BLUE SD SAND TC TERRACOTTA TP TAUPE TS TEXTURED SLATE YL YELLOW Polished Metal AL POLISHED ALUMINUM/ CHROME Note: Chrome rails with polished aluminum legs	Power Mount Type U UNDERMOUNT Color B BLACK G GRAY W WHITE Cord ~ STANDARD H HARDWIRE Location 1 POSITION 1 (LEFT) 2 POSITION 2 (RIGHT) 12 POSITION 1 & 2	Options Welt Cord W1 WELT CORD ON SEAT W3 WELT CORD ON SEAT AND BACK Sewn Tuft T1 TUFTED SEAT T3 TUFTED SEAT AND BACK Button Tuft B2 BUTTON TUFTED BACK Contrasting Thread CT CONTRASTING THREAD	Textile Grades COM CUSTOMER'S OWN MATERIAL A GRADE A B GRADE B C GRADE C D GRADE D E GRADE E F GRADE F G GRADE G H GRADE H I GRADE I J GRADE J K GRADE K L GRADE L M GRADE M Leather Grades COL CUSTOMER'S OWN LEATHER W GRADE W X GRADE X Y GRADE Y E1 GRADE E1 E2 GRADE E2 Note: Select highest grade in the case of dual upholstery

NYC

SPECIFICATION GUIDE: HOW TO ORDER, TABLES

MODEL CODE BREAKDOWN - TABLES

Sample Model Code: **NY51CS51C1AL**



1. Series

2. Model

3. Top

4. Leg Choice

6. Leg Finish

NY

51

CS51

C1

AL

Series

NY NYC

Model

- 51 FULL INLINE TABLE
- 53 2/3 INLINE TABLE
- 55 CORNER INLINE TABLE
- 57 BENCH CORNER TABLE

Top

Caesarstone Tops

- CS51 JET BLACK
- CS52 SLEEK CONCRETE
- CS65 PURE WHITE
- CS96 STATUARIO NUVO

Other

- COT CUSTOMER'S OWN TOP

Leg Choice

- C1 ALUMINUM LEGS WITH ADJUSTABLE GLIDES

Leg Finish

Standard Powder Coat

- BL BLUE
- BM BLACK MATTE
- BR BRASS
- BT BLACK TWILIGHT
- CP CHAMPAGNE
- DB DARK BRONZE
- DG DARK GRAY
- DP DUSTY PINK
- FG FOREST GREEN
- LG LIGHT GRAY
- MG MEADOW GREEN
- MK MILK
- MS METALLIC SILVER
- NK NICKLE
- NV NAVY
- OR ORANGE
- PY PALE YELLOW
- RD RED
- RO RED ORANGE
- RR RUSTY RED
- SB SOFT BLUE
- SD SAND
- TC TERRACOTTA
- TP TAUPE
- TS TEXTURED SLATE
- YL YELLOW

Polished Metal

- AL POLISHED ALUMINUM/CHROME

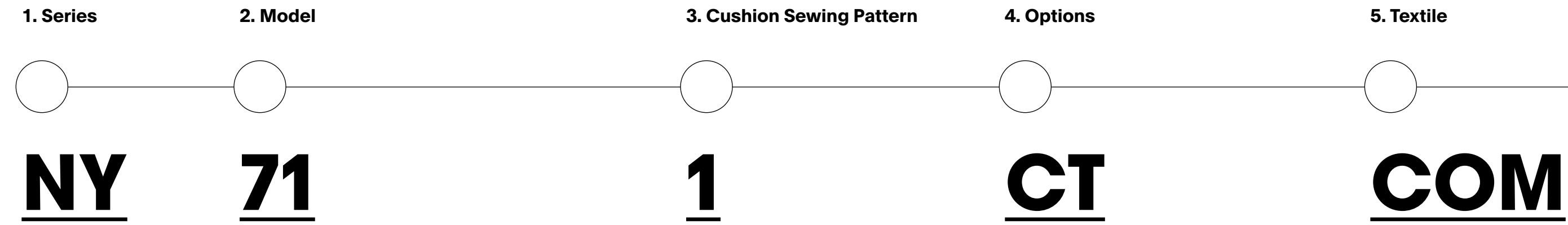
Note: Chrome rails with polished aluminum legs

NYC

SPECIFICATION GUIDE: HOW TO ORDER, THROW PILLOWS

MODEL CODE BREAKDOWN - THROW PILLOWS

Sample Model Code: NY711CTCOM



Series

NY NYC

Model

71 24"X 24" THROW PILLOW
72 20"X 20" THROW PILLOW
73 18"X 18" THROW PILLOW
74 16"X 16" THROW PILLOW
75 14"X 20" THROW PILLOW
76 16"X 22" THROW PILLOW
77 18" ROUND THROW PILLOW

Upholstery Options

1 GUSSET
2 PINCH
3 PANEL

Options

CT CONTRASTING THREAD

Textile Grades

COM CUSTOMER'S OWN MATERIAL
A GRADE A
B GRADE B
C GRADE C
D GRADE D
E GRADE E
F GRADE F
G GRADE G
H GRADE H
I GRADE I
J GRADE J
K GRADE K
L GRADE L
M GRADE M

Leather Grades

COL CUSTOMER'S OWN LEATHER
W GRADE W
X GRADE X
Y GRADE Y
E1 GRADE E1
E2 GRADE E2

NYC

STANDARD: MODULAR SEATING

TITLE	SERIES	MODEL	STYLE	DIMENSIONS	COM	COL	Textile Upholstery Grades										Leather Upholstery Grades								
							YDG	SQFT	COM	A	B	C	D	E	F	G	H	I	J	K	L	M	W	X	Y
Modular One-Seat Unit Standard	NY	11	2	30W x 34.5D x 30.75H	4.5	60	3,411	3,767	3,960	4,148	4,341	4,533	4,746	4,957	5,206	5,529	5,916	6,304	6,681	7,070	4,951	5,432	6,657	7,377	8,700
Modular Two-Seat Unit Standard	NY	12	2	60W x 34.5D x 30.75H	8	117	5,489	6,164	6,533	6,890	7,257	7,625	8,028	8,433	8,905	9,525	10,259	10,996	11,720	12,456	8,496	9,434	11,831	13,241	15,824
Modular Three-Seat Unit Standard	NY	13	2	90W x 34.5D x 30.75H	12	171	7,565	8,581	9,131	9,666	10,218	10,771	11,375	11,981	12,691	13,619	14,723	15,825	16,912	18,016	11,992	13,375	16,899	18,972	22,775

To Order Select Below

1. Series/Model/Style

NY112	NYC Modular, One-Seat Unit, Standard
NY122	NYC Modular, Two-Seat Unit, Standard
NY132	NYC Modular, Three-Seat Unit, Standard

2. Upholstery Style

DF	DUAL UPHOLSTERY	Dual upholstery option allows for a second textile to be applied to NYC seats and backs.
	One-Seat Plinth	2.0 yds
	Seat and Back	3.5 yds
	Two-Seat Plinth	3.0 yds
	Seats and Backs	6.0 yds
	Three-Seat Plinth	5.0 yds
	Seats and Backs	8.0 yds

3. Leg Choice

C1	ALUMINUM LEGS WITH ADJUSTABLE GLIDES
----	--------------------------------------

4. Leg Finish

BL	BLUE	NK	NICKEL	
BM	BLACK MATTE	NV	NAVY	
BR	BRASS	OR	ORANGE	
BT	BLACK TWILIGHT	PY	PALE YELLOW	
CP	CHAMPAGNE	RD	RED	
DB	DARK BRONZE	RO	RED ORANGE	
DG	DARK GRAY	RR	RUSTY RED	
DP	DUSTY PINK	SB	SOFT BLUE	
FG	FOREST GREEN	SD	SAND	
LG	LIGHT GRAY	TC	TERRACOTTA	
MG	MEADOW GREEN	TP	TAUPE	
MK	MILK	TS	TEXTURED SLATE	
MS	METALLIC SILVER	YL	YELLOW	
	Polished Metal	1-Seat	2-Seat	3-Seat
AL	POLISHED ALUMINUM/CHROME	+223	+223	+297

Chrome rails with polished aluminum legs.

5. Power

Power
Refer to power ordering steps on page 7.

6. Options

WI	WELT CORD ON SEAT	+59	+118	+176
W3	WELT CORD ON SEAT AND BACK	+104	+208	+312
	Sewn Tuft			
T1	TUFTED SEAT	+59	+118	+176
T3	TUFTED SEAT AND BACK	+104	+208	+312
	Button Tuft			
B2	BUTTON TUFTED BACK	+59	+118	+176
	Options			
CT	CONTRASTING THREAD			

Important Option Parameters

Welt cords and sewn tufts can be specified on the same cushions. Button Tufts (backs only) can be combined with tufted seats and welt cords. Contrasting thread is not available with the welt cord option.

7. Upholstery

Upholstery
See general information section for details on textile program and COM/ COL information.

Yardages provided are for non-directional fabrics that are applied railroaded. Directional fabrics may require additional yardage.

When specifying dual upholstery models, the higher of the two grades will determine price.

Tufting will help evenly distribute the wrinkling that will occur with certain leathers and fabrics.

NYC

STANDARD: MODULAR CORNERS

TITLE	SERIES	MODEL	STYLE	DIMENSIONS	COM	COL	Textile Upholstery Grades										Leather Upholstery Grades								
							YDG	SQFT	COM	A	B	COL	C	D	E	F	G	H	I	J	K	L	M	W	X
Modular 135 Degree Corner Standard	NY	14	2	42W x 34.5D x 30.75H	6	65	3,856	4,364	4,639	4,909	5,185	5,459	5,761	6,065	6,421	6,884	7,437	7,988	8,531	9,083	5,542	6,066	7,410	8,195	9,643
Modular 150 Degree Corner Standard	NY	15	2	40.38W x 34.5D x 30.75H	6	65	3,856	4,364	4,639	4,909	5,185	5,459	5,761	6,065	6,421	6,884	7,437	7,988	8,531	9,083	5,542	6,066	7,410	8,195	9,643
Modular 90 Degree Corner Standard	NY	16	2	47.88W x 34.5D x 30.75H	7	89	4,153	4,678	4,963	5,240	5,525	5,809	6,122	6,435	6,803	7,282	7,852	8,422	8,983	9,554	6,461	7,183	9,022	10,105	12,088

To Order Select Below

1. Series/Model/Style

- NY142
NYC Modular, 135° Corner, Standard
- NY152
NYC Modular, 150° Corner, Standard
- NY162
NYC Modular, 90° Corner, Standard

2. Upholstery Style

- Upholstery Style**
DF DUAL UPHOLSTERY
Dual upholstery option allows for a second textile to be applied to NYC seats and backs.
- 135° Corner**
Plinth 3.0 yds
Seat and Back 4.0 yds
- 150° Corner**
Plinth 3.0 yds
Seat and Back 4.0 yds
- 90° Corner**
Plinth 3.0 yds
Seat and Backs 4.0 yds

3. Leg Choice

- Leg Choice**
C1 ALUMINUM LEGS WITH ADJUSTABLE GLIDES

4. Leg Finish

- Standard Powder Coat**
 - BL BLUE
 - BM BLACK MATTE
 - BR BRASS
 - BT BLACK TWILIGHT
 - CP CHAMPAGNE
 - DB DARK BRONZE
 - DG DARK GRAY
 - DP DUSTY PINK
 - FG FOREST GREEN
 - LG LIGHT GRAY
 - MG MEADOW GREEN
 - MK MILK
 - MS METALLIC SILVER
- Polished Metal**
 - NK NICKEL
 - NV NAVY
 - OR ORANGE
 - PY PALE YELLOW
 - RD RED
 - RO RED ORANGE
 - RR RUSTY RED
 - SB SOFT BLUE
 - SD SAND
 - TC TERRACOTTA
 - TP TAUPE
 - TS TEXTURED SLATE
 - YL YELLOW
- AL POLISHED ALUMINUM/CHROME **+223**

Chrome rails with polished aluminum legs.

5. Power

- Power**
Refer to power ordering steps on [page 7](#).

6. Options

- Welt Cord**
 - WI WELT CORD ON SEAT **+59**
 - W3 WELT CORD ON SEAT AND BACK **+147**
- Sewn Tuft**
 - T1 TUFTED SEAT **+59**
 - T3 TUFTED SEAT AND BACK **+147**
- Button Tuft**
 - B2 BUTTON TUFTED BACK **+118**
- Options**
 - CT CONTRASTING THREAD

Important Option Parameters

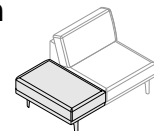
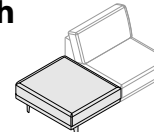
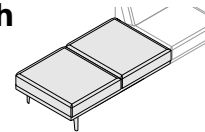
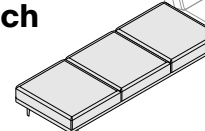
Welt cords and sewn tufts can be specified on the same cushions. Button Tufts (backs only) can be combined with tufted seats and welt cords. Contrasting thread is not available with the welt cord option.

7. Upholstery

- Upholstery**
See [general information section](#) for details on textile program and COM/COL information.
Yardages provided are for non-directional fabrics that are applied railroaded. Directional fabrics may require additional yardage.
When specifying dual upholstery models, the higher of the two grades will determine price.
Tufting will help evenly distribute the wrinkling that will occur with certain leathers and fabrics.

NYC

STANDARD: MODULAR IN-LINE BENCHES

TITLE	SERIES	MODEL	STYLE	DIMENSIONS	COM	COL	Textile Upholstery Grades										Leather Upholstery Grades								
							YDG	SQFT	COM	A	B	COL	C	D	E	F	G	H	I	J	K	L	M	W	X
Modular 2/3-Seat In-line Bench Standard 	NY	07	2	20W x 34.5D x 17.5H	2.5	30	1,831	2,004	2,099	2,191	2,285	2,381	2,484	2,589	2,709	2,868	3,058	3,247	3,432	3,623	2,636	2,889	3,529	3,908	4,597
Modular One-Seat In-line Bench Standard 	NY	04	2	30W x 34.5D x 17.5H	3	40	2,137	2,398	2,539	2,676	2,819	2,961	3,114	3,272	3,455	3,694	3,975	4,259	4,539	4,824	3,190	3,518	4,361	4,851	5,758
Modular Two-Seat In-line Bench Standard 	NY	05	2	60W x 34.5D x 17.5H	5.5	74	3,357	3,793	4,028	4,257	4,494	4,730	4,990	5,248	5,553	5,950	6,424	6,899	7,363	7,836	5,299	5,903	7,452	8,360	10,030
Modular Three-Seat In-line Bench Standard 	NY	06	2	90W x 34.5D x 17.5H	7.5	100	4,881	5,492	5,823	6,143	6,474	6,805	7,168	7,532	7,960	8,513	9,176	9,840	10,491	11,154	7,707	8,588	10,840	12,163	14,589

To Order Select Below

1. Series/Model/Style

- NY072
NYC Modular, 2/3-Seat In-line Bench, Standard
- NY042
NYC Modular, One-Seat In-line Bench, Standard
- NY052
NYC Modular, Two-Seat In-line Bench, Standard
- NY062
NYC Modular, Three-Seat In-line Bench, Standard

2. Upholstery Style

- Upholstery Style**
DF DUAL UPHOLSTERY
Dual upholstery option allows for a second textile to be applied to NYC seats and backs.
- 2/3-Seat In-Line Bench**
Plinth 1.5 yds
Seat 2.0 yds
- One-Seat In-Line Bench**
Plinth 1.5 yds
Seat 2.5 yds
- Two-Seat In-Line Bench**
Plinth 2.0 yds
Seats 4.0 yds
- Three-Seat In-Line Bench**
Plinth 2.0 yds
Seats 6.0 yds

3. Leg Choice

- Leg Choice**
C1 ALUMINUM LEGS WITH ADJUSTABLE GLIDES

4. Leg Finish

- Standard Powder Coat**

BL	BLUE	NK	NICKEL
BM	BLACK MATTE	NV	NAVY
BR	BRASS	OR	ORANGE
BT	BLACK TWILIGHT	PY	PALE YELLOW
CP	CHAMPAGNE	RD	RED
DB	DARK BRONZE	RO	RED ORANGE
DG	DARK GRAY	RR	RUSTY RED
DP	DUSTY PINK	SB	SOFT BLUE
FG	FOREST GREEN	SD	SAND
LG	LIGHT GRAY	TC	TERRACOTTA
MG	MEADOW GREEN	TP	TAUPE
MK	MILK	TS	TEXTURED SLATE
MS	METALLIC SILVER	YL	YELLOW
- Polished Metal**

		2/3-Seat 1-Seat	2-Seat	3-Seat
AL	POLISHED ALUMINUM/CHROME	+223	+223	+297

Chrome rails with polished aluminum legs.

5. Power

- Power**
Refer to power ordering steps on [page 7](#).

6. Options

- Welt Cord**

WI	WELT CORD ON SEAT	+59	+118	+176
----	-------------------	------------	-------------	-------------
 - Sewn Tuft**

T1	TUFTED SEAT	+59	+118	+176
----	-------------	------------	-------------	-------------
 - Options**

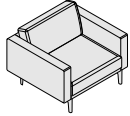
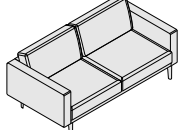
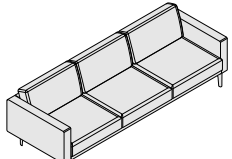
CT	CONTRASTING THREAD			
----	--------------------	--	--	--
- Important Option Parameters**
Welt cords and sewn tufts can be specified on the same cushions. Contrasting thread is not available with the welt cord option.

7. Upholstery

- Upholstery**
See [general information section](#) for details on textile program and COM/ COL information.
- Yardages provided are for non-directional fabrics that are applied railroaded. Directional fabrics may require additional yardage.
- When specifying dual upholstery models, the higher of the two grades will determine price.
- Tufting will help evenly distribute the wrinkling that will occur with certain leathers and fabrics.

NYC

STANDARD: STAND ALONE SEATING, 4IN ARM

TITLE	SERIES	MODEL	STYLE	ARM	DIMENSIONS	YDG	SQFT	Textile Upholstery Grades										Leather Upholstery Grades								
								COM	COL	COM	A	B	COL	C	D	E	F	G	H	I	J	K	L	M	W	X
Stand Alone Club Chair Standard 4in Arm 	NY	11	2	B24	38W x 34.5D x 30.75H	7	98	4,385	4,918	5,207	5,488	5,777	6,067	6,383	6,702	7,077	7,560	8,141	8,720	9,290	9,870	6,977	7,790	9,854	11,069	13,297
Stand Alone Two-Seat Sofa Standard 4in Arm 	NY	12	2	B24	68W x 34.5D x 30.75H	11	154	6,461	7,308	7,767	8,211	8,672	9,131	9,636	10,140	10,733	11,506	12,426	13,344	14,250	15,169	10,449	11,695	14,872	16,740	20,166
Stand Alone Three-Seat Sofa Standard 4in Arm 	NY	13	2	B24	98W x 34.5D x 30.75H	14	209	8,539	9,807	10,498	11,165	11,855	12,544	13,300	14,057	14,947	16,103	17,483	18,864	20,222	21,600	13,946	15,633	19,941	22,473	27,118

To Order Select Below

1. Series/Model/Style/Arm

- NY112B24
NYC Stand Alone, Club Chair Standard, 4in Arm
- NY122B24
NYC Stand Alone, Two-Seat Sofa, Standard, 4in Arm
- NY132B24
NYC Stand Alone, Three-Seat Sofa, Standard, 4in Arm

2. Upholstery Style

- Upholstery Style**
DF DUAL UPHOLSTERY
Dual upholstery option allows for a second textile to be applied to NYC seats and backs.
- Club Chair**
Plinth and Arms 4.5 yds
Seat and Back 3.5 yds
- Two-Seat Sofa**
Plinth and Arms 5.5 yds
Seats and Backs 6.0 yds
- Three-Seat Sofa**
Plinth and Arms 6.5 yds
Seats and Backs 9.0 yds

3. Leg Choice

- Leg Choice**
C1 ALUMINUM LEGS WITH ADJUSTABLE GLIDES

4. Leg Finish

- Standard Powder Coat**

BL	BLUE	NK	NICKEL
BM	BLACK MATTE	NV	NAVY
BR	BRASS	OR	ORANGE
BT	BLACK TWILIGHT	PY	PALE YELLOW
CP	CHAMPAGNE	RD	RED
DB	DARK BRONZE	RO	RED ORANGE
DG	DARK GRAY	RR	RUSTY RED
DP	DUSTY PINK	SB	SOFT BLUE
FG	FOREST GREEN	SD	SAND
LG	LIGHT GRAY	TC	TERRACOTTA
MG	MEADOW GREEN	TP	TAUPE
MK	MILK	TS	TEXTURED SLATE
MS	METALLIC SILVER	YL	YELLOW
- Polished Metal**

	1-Seat	2-Seat	3-Seat
AL POLISHED ALUMINUM/CHROME	+223	+223	+297

Chrome rails with polished aluminum legs.

5. Power

- Power**
Refer to power ordering steps on [page 7](#).

6. Options

- Welt Cord**

	1-Seat	2-Seat	3-Seat
WI WELT CORD ON SEAT	+59	+118	+176
W3 WELT CORD ON SEAT AND BACK	+104	+208	+312
- Sewn Tuft**

	1-Seat	2-Seat	3-Seat
T1 TUFTED SEAT	+59	+118	+176
T3 TUFTED SEAT AND BACK	+104	+208	+312
- Button Tuft**

	1-Seat	2-Seat	3-Seat
B2 BUTTON TUFTED BACK	+59	+118	+176
- Options**

CT CONTRASTING THREAD

Important Option Parameters

Welt cords and sewn tufts can be specified on the same cushions. Button Tufts (backs only) can be combined with tufted seats and welt cords. Contrasting thread is not available with the welt cord option.

7. Upholstery

- Upholstery**
See [general information section](#) for details on textile program and COM/ COL information.

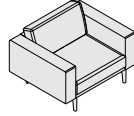
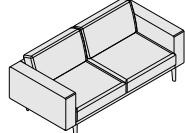
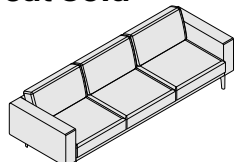
Yardages provided are for non-directional fabrics that are applied railroaded. Directional fabrics may require additional yardage.

When specifying dual upholstery models, the higher of the two grades will determine price.

Tufting will help evenly distribute the wrinkling that will occur with certain leathers and fabrics.

NYC

STANDARD: STAND ALONE SEATING, 6IN ARM

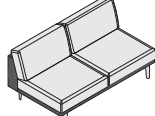
TITLE	SERIES	MODEL	STYLE	ARM	DIMENSIONS	COM YDG	COL SQFT	Textile Upholstery Grades												Leather Upholstery Grades						
								COM	A	B	C	D	E	F	G	H	I	J	K	L	M	W	X	Y	E1	E2
Stand Alone Club Chair Standard 6in Arm 	NY	11	2	B26	42W x 34.5D x 30.75H	7	98	4,385	4,918	5,207	5,488	5,777	6,067	6,383	6,702	7,077	7,560	8,141	8,720	9,290	9,870	6,977	7,790	9,854	11,069	13,297
Stand Alone Two-Seat Sofa Standard 6in Arm 	NY	12	2	B26	72W x 34.5D x 30.75H	11	154	6,461	7,308	7,767	8,211	8,672	9,131	9,636	10,140	10,733	11,506	12,426	13,344	14,250	15,169	10,449	11,695	14,872	16,740	20,166
Stand Alone Three-Seat Sofa Standard 6in Arm 	NY	13	2	B26	102W x 34.5D x 30.75H	14	209	8,539	9,807	10,498	11,165	11,855	12,544	13,300	14,057	14,947	16,103	17,483	18,864	20,222	21,600	13,946	15,633	19,941	22,473	27,118

To Order Select Below

1. Series/Model/Style/Arm

- NY112B26
NYC Stand Alone, Club Chair Standard, 6in Arm
- NY122B26
NYC Stand Alone, Two-Seat Sofa, Standard, 6in Arm
- NY132B26
NYC Stand Alone, Three-Seat Sofa, Standard, 6in Arm

2. Upholstery Style

- Upholstery Style**
DF DUAL UPHOLSTERY
Dual upholstery option allows for a second textile to be applied to NYC seats and backs.
- 

Club Chair
Plinth and Arms 4.5 yds
Seat and Back 3.5 yds
- Two-Seat Sofa**
Plinth and Arms 5.5 yds
Seats and Backs 6.0 yds
- Three-Seat Sofa**
Plinth and Arms 6.5 yds
Seats and Backs 8.0 yds

3. Leg Choice

- Leg Choice**
C1 ALUMINUM LEGS WITH ADJUSTABLE GLIDES

4. Leg Finish

- Standard Powder Coat**

BL	BLUE	NK	NICKEL
BM	BLACK MATTE	NV	NAVY
BR	BRASS	OR	ORANGE
BT	BLACK TWILIGHT	PY	PALE YELLOW
CP	CHAMPAGNE	RD	RED
DB	DARK BRONZE	RO	RED ORANGE
DG	DARK GRAY	RR	RUSTY RED
DP	DUSTY PINK	SB	SOFT BLUE
FG	FOREST GREEN	SD	SAND
LG	LIGHT GRAY	TC	TERRACOTTA
MG	MEADOW GREEN	TP	TAUPE
MK	MILK	TS	TEXTURED SLATE
MS	METALLIC SILVER	YL	YELLOW
- Polished Metal**

	1-Seat	2-Seat	3-Seat
AL POLISHED ALUMINUM/CHROME	+223	+223	+297

Chrome rails with polished aluminum legs.

5. Power

- Power**
Refer to power ordering steps on page 7.

6. Options

- Welt Cord**

	1-Seat	2-Seat	3-Seat
WI WELT CORD ON SEAT	+59	+118	+176
W3 WELT CORD ON SEAT AND BACK	+104	+208	+312
- Sewn Tuft**

	1-Seat	2-Seat	3-Seat
T1 TUFTED SEAT	+59	+118	+176
T3 TUFTED SEAT AND BACK	+104	+208	+312
- Button Tuft**

	1-Seat	2-Seat	3-Seat
B2 BUTTON TUFTED BACK	+59	+118	+176
- Options**

CT CONTRASTING THREAD

Important Option Parameters

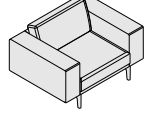
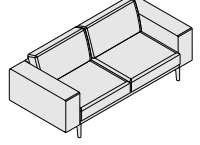
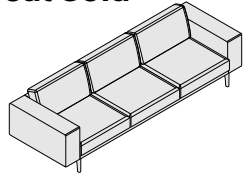
Welt cords and sewn tufts can be specified on the same cushions. Button Tufts (backs only) can be combined with tufted seats and welt cords. Contrasting thread is not available with the welt cord option.

7. Upholstery

- Upholstery**
See general information section for details on textile program and COM/ COL information.
- Yardages provided are for non-directional fabrics that are applied railroaded. Directional fabrics may require additional yardage.
- When specifying dual upholstery models, the higher of the two grades will determine price.
- Tufting will help evenly distribute the wrinkling that will occur with certain leathers and fabrics.

NYC

STANDARD: STAND ALONE SEATING, 9IN ARM

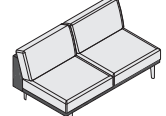
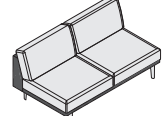
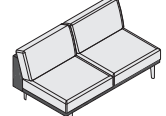
TITLE	SERIES	MODEL	STYLE	ARM	DIMENSIONS	YDG	SQFT	Textile Upholstery Grades										Leather Upholstery Grades								
								COM	COL	COM	A	B	C	D	E	F	G	H	I	J	K	L	M	W	X	Y
Stand Alone Club Chair Standard 9in Arm 	NY	11	2	B29	48W x 34.5D x 30.75H	9	102	4,385	5,103	5,495	5,873	6,264	6,654	7,083	7,512	8,017	8,672	9,453	10,236	11,005	11,787	7,093	7,939	10,246	11,368	13,693
Stand Alone Two-Seat Sofa Standard 9in Arm 	NY	12	2	B29	78W x 34.5D x 30.75H	13	159	6,461	7,475	8,026	8,562	9,114	9,666	10,271	10,876	11,589	12,514	13,619	14,722	15,806	16,912	10,564	11,846	15,116	17,038	20,566
Stand Alone Three-Seat Sofa Standard 9in Arm 	NY	13	2	B29	108W x 34.5D x 30.75H	16	214	8,539	9,892	10,628	11,339	12,076	12,810	13,619	14,425	15,376	16,609	18,081	19,551	20,999	22,470	14,058	15,785	20,184	22,770	27,515

To Order Select Below

1. Series/Model/Style/Arm

NY112B29	NYC Stand Alone, Club Chair Standard, 9in Arm
NY122B29	NYC Stand Alone, Two-Seat Sofa, Standard, 9in Arm
NY132B29	NYC Stand Alone, Three-Seat Sofa, Standard, 9in Arm

2. Upholstery Style

DF	DUAL UPHOLSTERY	Dual upholstery option allows for a second textile to be applied to NYC seats and backs.
		Club Chair Plinth and Arms 6.5 yds Seat and Back 3.5 yds
		Two-Seat Sofa Plinth and Arms 7.5 yds Seats and Backs 6.0 yds
		Three-Seat Sofa Plinth and Arms 9.0 yds Seats and Backs 8.0 yds

3. Leg Choice

C1	ALUMINUM LEGS WITH ADJUSTABLE GLIDES
----	--------------------------------------

4. Leg Finish

BL	BLUE	NK	NICKEL	
BM	BLACK MATTE	NV	NAVY	
BR	BRASS	OR	ORANGE	
BT	BLACK TWILIGHT	PY	PALE YELLOW	
CP	CHAMPAGNE	RD	RED	
DB	DARK BRONZE	RO	RED ORANGE	
DG	DARK GRAY	RR	RUSTY RED	
DP	DUSTY PINK	SB	SOFT BLUE	
FG	FOREST GREEN	SD	SAND	
LG	LIGHT GRAY	TC	TERRACOTTA	
MG	MEADOW GREEN	TP	TAUPE	
MK	MILK	TS	TEXTURED SLATE	
MS	METALLIC SILVER	YL	YELLOW	
	Polished Metal	1-Seat	2-Seat	3-Seat
AL	POLISHED ALUMINUM/CHROME	+223	+223	+297

Chrome rails with polished aluminum legs.

5. Power

Refer to power ordering steps on page 7.

6. Options

WI	WELT CORD ON SEAT	+59	+118	+176
W3	WELT CORD ON SEAT AND BACK	+104	+208	+312
	Sewn Tuft			
T1	TUFTED SEAT	+59	+118	+176
T3	TUFTED SEAT AND BACK	+104	+208	+312
	Button Tuft			
B2	BUTTON TUFTED BACK	+59	+118	+176
	Options			
CT	CONTRASTING THREAD			

Important Option Parameters

Welt cords and sewn tufts can be specified on the same cushions. Button Tufts (backs only) can be combined with tufted seats and welt cords. Contrasting thread is not available with the welt cord option.

7. Upholstery

See general information section for details on textile program and COM/ COL information.

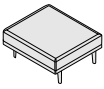
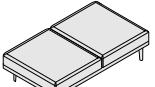
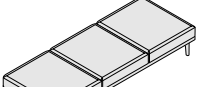
Yardages provided are for non-directional fabrics that are applied railroaded. Directional fabrics may require additional yardage.

When specifying dual upholstery models, the higher of the two grades will determine price.

Tufting will help evenly distribute the wrinkling that will occur with certain leathers and fabrics.


NYC

STANDARD: STAND ALONE BENCHES

TITLE	SERIES	MODEL	STYLE	DIMENSIONS	COM	COL	Textile Upholstery Grades										Leather Upholstery Grades								
							YDG	SQFT	COM	A	B	C	D	E	F	G	H	I	J	K	L	M	W	X	Y
Stand Alone One-Seat Bench Standard 	NY	01	2	30W x 33.5D x 17.5H	3	40	2,748	3,007	3,148	3,285	3,429	3,570	3,725	3,883	4,065	4,305	4,586	4,871	5,150	5,434	3,800	4,129	4,971	5,461	6,369
Stand Alone Two-Seat Bench Standard 	NY	02	2	60W x 33.5D x 17.5H	5	74	3,357	3,793	4,028	4,257	4,494	4,730	4,990	5,248	5,553	5,950	6,424	6,899	7,363	7,836	5,299	5,903	7,452	8,360	10,030
Stand Alone Three-Seat Bench Standard 	NY	03	2	90W x 33.5D x 17.5H	7.5	100	4,881	5,492	5,823	6,143	6,474	6,805	7,168	7,532	7,960	8,513	9,176	9,840	10,491	11,154	7,707	8,588	10,840	12,163	14,589

To Order Select Below

1. Series/Model/Style



NY012
NYC Stand Alone, One-Seat Bench, Standard

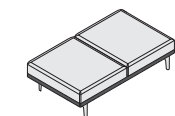
NY022
NYC Stand Alone, Two-Seat Bench, Standard

NY032
NYC Stand-Alone, Three-Seat Bench, Standard

2. Upholstery Style



DF DUAL UPHOLSTERY
 Dual upholstery option allows for a second textile to be applied to NYC seats and backs.

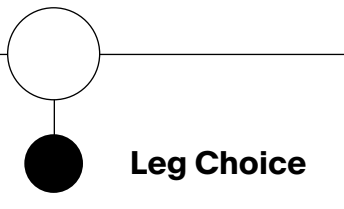


One-Seat Stand Alone Bench
 Plinth 1.5 yds
 Seat 2.5 yds

Two-Seat Stand Alone Bench
 Plinth 2.0 yds
 Seats 4.0 yds

Three-Seat Stand Alone Bench
 Plinth 2.0 yds
 Seats 6.0 yds

3. Leg Choice



C1 ALUMINUM LEGS WITH ADJUSTABLE GLIDES

4. Leg Finish



Standard Powder Coat

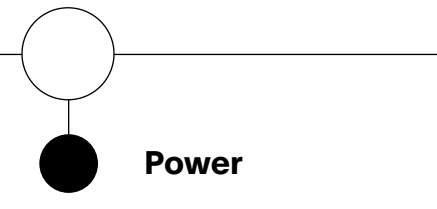
BL	BLUE
BM	BLACK MATTE
BR	BRASS
BT	BLACK TWILIGHT
CP	CHAMPAGNE
DB	DARK BRONZE
DG	DARK GRAY
DP	DUSTY PINK
FG	FOREST GREEN
LG	LIGHT GRAY
MG	MEADOW GREEN
MK	MILK
MS	METALLIC SILVER

Polished Metal

	1-Seat	2-Seat	3-Seat	
AL	POLISHED ALUMINUM/CHROME	+223	+223	+297

Chrome rails with polished aluminum legs.

5. Power



Power
 Refer to power ordering steps on [page 7](#).

6. Options



Welt Cord

WI	WELT CORD ON SEAT	+59	+118	+176
----	-------------------	------------	-------------	-------------

Sewn Tuft

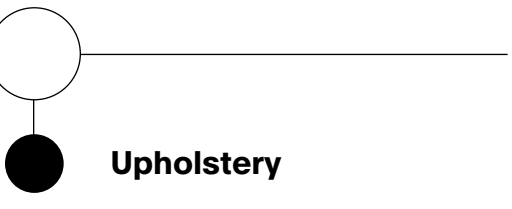
T1	TUFTED SEAT	+59	+118	+176
----	-------------	------------	-------------	-------------

Options

CT	CONTRASTING THREAD
----	--------------------

Important Option Parameters
 Welt cords and sewn tufts can be specified on the same cushions. Contrasting thread is not available with the welt cord option.

7. Upholstery



Upholstery
 See general information section for details on textile program and COM/ COL information.

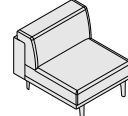
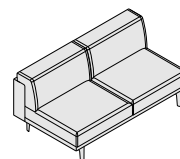
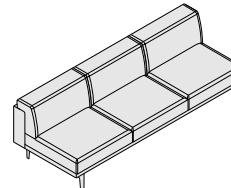
Yardages provided are for non-directional fabrics that are applied railroaded. Directional fabrics may require additional yardage.

When specifying dual upholstery models, the higher of the two grades will determine price.

Tufting will help evenly distribute the wrinkling that will occur with certain leathers and fabrics.

NYC

WRAP-OVER: MODULAR SEATING

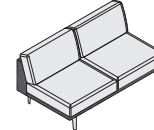
TITLE	SERIES	MODEL	STYLE	DIMENSIONS	COM	COL	Textile Upholstery Grades										Leather Upholstery Grades								
							YDG	SQFT	COM	A	B	COL	C	D	E	F	G	H	I	J	K	L	M	W	X
Modular One-Seat Unit Wrap-Over																									
	NY	11	1	30W x 34.5D x 29.5H	4.5	70	3,411	3,767	3,960	4,148	4,341	4,533	4,746	4,957	5,206	5,529	5,916	6,304	6,681	7,070	5,206	5,767	7,197	8,036	9,580
Modular Two-Seat Unit Wrap-Over																									
	NY	12	1	60W x 34.5D x 29.5H	8.5	132	5,489	6,164	6,533	6,890	7,257	7,625	8,028	8,433	8,905	9,525	10,259	10,996	11,720	12,456	8,884	9,947	12,653	14,245	17,165
Modular Three-Seat Unit Wrap-Over																									
	NY	13	1	90W x 34.5D x 29.5H	13	194	7,565	8,581	9,131	9,666	10,218	10,771	11,375	11,981	12,691	13,619	14,723	15,825	16,912	18,016	12,557	14,118	18,098	20,437	24,725

To Order Select Below

1. Series/Model/Style

NY111	NYC Modular, One-Seat Unit, Wrap-Over
NY121	NYC Modular, Two-Seat Unit, Wrap-Over
NY131	NYC Modular, Three-Seat Unit, Wrap-Over

2. Upholstery Style

DF	DUAL UPHOLSTERY	Dual upholstery option allows for a second textile to be applied to NYC seats and backs.
		
	One-Seat	
	Plinth	2.0 yds
	Seat and Back	3.5 yds
	Two-Seat	
	Plinth	3.0 yds
	Seats and Backs	6.0 yds
	Three-Seat	
	Plinth	4.0 yds
	Seats and Backs	9.0 yds

3. Leg Choice

C1	ALUMINUM LEGS WITH ADJUSTABLE GLIDES
----	--------------------------------------

4. Leg Finish

BL	BLUE	NK	NICKEL	
BM	BLACK MATTE	NV	NAVY	
BR	BRASS	OR	ORANGE	
BT	BLACK TWILIGHT	PY	PALE YELLOW	
CP	CHAMPAGNE	RD	RED	
DB	DARK BRONZE	RO	RED ORANGE	
DG	DARK GRAY	RR	RUSTY RED	
DP	DUSTY PINK	SB	SOFT BLUE	
FG	FOREST GREEN	SD	SAND	
LG	LIGHT GRAY	TC	TERRACOTTA	
MG	MEADOW GREEN	TP	TAUPE	
MK	MILK	TS	TEXTURED SLATE	
MS	METALLIC SILVER	YL	YELLOW	
	Polished Metal	1-Seat	2-Seat	3-Seat
AL	POLISHED ALUMINUM/CHROME	+223	+223	+297

Chrome rails with polished aluminum legs.

5. Power

Power
Refer to power ordering steps on [page 7](#).

6. Options

WI	WELT CORD ON SEAT	+59	+118	+176
W3	WELT CORD ON SEAT AND BACK	+104	+208	+312
	Sewn Tuft			
T1	TUFTED SEAT	+59	+118	+176
T3	TUFTED SEAT AND BACK	+104	+208	+312
	Options			
CT	CONTRASTING THREAD			

Important Option Parameters

Welt cords and sewn tufts can be specified on the same cushions. Contrasting thread is not available with the welt cord option.

7. Upholstery

Upholstery
See general information section for details on textile program and COM/ COL information.

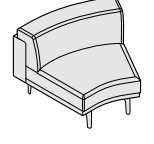
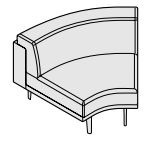
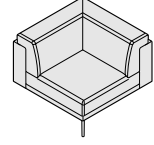
Yardages provided are for non-directional fabrics that are applied railroaded. Directional fabrics may require additional yardage.

When specifying dual upholstery models, the higher of the two grades will determine price.

Tufting will help evenly distribute the wrinkling that will occur with certain leathers and fabrics.

NYC

WRAP-OVER: MODULAR CORNERS

TITLE	SERIES	MODEL	STYLE	DIMENSIONS	COM	COL	Textile Upholstery Grades										Leather Upholstery Grades								
							YDG	SQFT	COM	A	B	COL	C	D	E	F	G	H	I	J	K	L	M	W	X
Modular 135 Degree Corner Wrap-Over 	NY	14	1	42W x 34.5D x 29.5H	6	75	3,856	4,364	4,639	4,909	5,185	5,459	5,761	6,065	6,421	6,884	7,437	7,988	8,531	9,083	5,814	6,424	7,984	8,901	10,584
Modular 150 Degree Corner Wrap-Over 	NY	15	1	40.38W x 34.5D x 29.5H	6	75	3,856	4,364	4,639	4,909	5,185	5,459	5,761	6,065	6,421	6,884	7,437	7,988	8,531	9,083	5,814	6,424	7,984	8,901	10,584
Modular 90 Degree Corner Wrap-Over 	NY	16	1	47.88W x 34.5D x 29.5H	7	99	4,153	4,746	5,066	5,378	5,702	6,023	6,376	6,729	7,144	7,684	8,329	8,973	9,606	10,249	6,711	7,509	9,549	10,746	12,943

To Order Select Below

1. Series/Model/Style

- NY141
NYC Modular, 135° Corner, Wrap-Over
- NY151
NYC Modular, 150° Corner, Wrap-Over
- NY161
NYC Modular, 90° Corner, Wrap-Over

2. Upholstery Style

- Upholstery Style**
DF DUAL UPHOLSTERY
Dual upholstery option allows for a second textile to be applied to NYC seats and backs.
- 135° Corner**
Plinth 3.0 yds
Seat and Back 4.0 yds
- 150° Corner**
Plinth 3.0 yds
Seat and Back 4.0 yds
- 90° Corner**
Plinth 3.0 yds
Seat and Backs 4.0 yds

3. Leg Choice

- Leg Choice**
C1 ALUMINUM LEGS WITH ADJUSTABLE GLIDES

4. Leg Finish

- Standard Powder Coat**
 - BL BLUE
 - BM BLACK MATTE
 - BR BRASS
 - BT BLACK TWILIGHT
 - CP CHAMPAGNE
 - DB DARK BRONZE
 - DG DARK GRAY
 - DP DUSTY PINK
 - FG FOREST GREEN
 - LG LIGHT GRAY
 - MG MEADOW GREEN
 - MK MILK
 - MS METALLIC SILVER
- Polished Metal**
 - AL POLISHED ALUMINUM/CHROME **+223**

Chrome rails with polished aluminum legs.

5. Power

- Power**
Refer to power ordering steps on [page 7](#).

6. Options

- Welt Cord**
 - WI WELT CORD ON SEAT **+59**
 - W3 WELT CORD ON SEAT AND BACK **+147**
- Sewn Tuft**
 - T1 TUFTED SEAT **+59**
 - T3 TUFTED SEAT AND BACK **+147**
- Options**
 - CT CONTRASTING THREAD

Important Option Parameters
Welt cords and sewn tufts can be specified on the same cushions. Contrasting thread is not available with the welt cord option.

7. Upholstery

- Upholstery**
See [general information section](#) for details on textile program and COM/COL information.

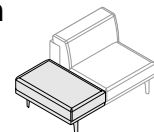
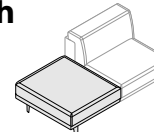
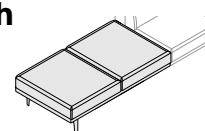
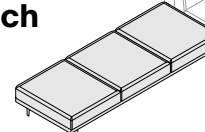
Yardages provided are for non-directional fabrics that are applied railroaded. Directional fabrics may require additional yardage.

When specifying dual upholstery models, the higher of the two grades will determine price.

Tufting will help evenly distribute the wrinkling that will occur with certain leathers and fabrics.

NYC

WRAP-OVER: MODULAR IN-LINE BENCHES

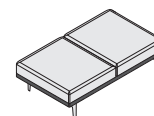
TITLE	SERIES	MODEL	STYLE	DIMENSIONS	COM	COL	Textile Upholstery Grades										Leather Upholstery Grades								
							YDG	SQFT	COM	A	B	COL	C	D	E	F	G	H	I	J	K	L	M	W	X
Modular 2/3-Seat In-line Bench Wrap-Over 	NY	07	1	20W x 34.5D x 17.5H	2.5	30	1,831	2,004	2,099	2,191	2,285	2,381	2,484	2,589	2,709	2,868	3,058	3,247	3,432	3,623	2,636	2,889	3,529	3,908	4,597
Modular One-Seat In-line Bench Wrap-Over 	NY	04	1	30W x 34.5D x 17.5H	3	40	2,137	2,398	2,539	2,676	2,819	2,961	3,114	3,272	3,455	3,694	3,975	4,259	4,539	4,824	3,190	3,518	4,361	4,851	5,758
Modular Two-Seat In-line Bench Wrap-Over 	NY	05	1	60W x 34.5D x 17.5H	5	74	3,357	3,793	4,028	4,257	4,494	4,730	4,990	5,248	5,553	5,950	6,424	6,899	7,363	7,836	5,299	5,903	7,452	8,360	10,030
Modular Three-Seat In-line Bench Wrap-Over 	NY	06	1	90W x 34.5D x 17.5H	7.5	99	4,881	5,492	5,823	6,143	6,474	6,805	7,168	7,532	7,960	8,513	9,176	9,840	10,491	11,154	7,707	8,588	10,840	12,163	14,589

To Order Select Below

1. Series/Model/Style

NY071	NYC Modular, 2/3-Seat In-line Bench, Wrap-Over
NY041	NYC Modular, One-Seat In-line Bench, Wrap-Over
NY051	NYC Modular, Two-Seat In-line Bench, Wrap-Over
NY061	NYC Modular, Three-Seat In-line Bench, Wrap-Over

2. Upholstery Style

DF	DUAL UPHOLSTERY
Dual upholstery option allows for a second textile to be applied to NYC seats and backs.	
	2/3-Seat In-Line Bench
Plinth	1.5 yds
Seat	2.0 yds
	One-Seat In-Line Bench
Plinth	1.5 yds
Seat	2.5 yds
	Two-Seat In-Line Bench
Plinth	2.0 yds
Seats	4.0 yds
	Three-Seat In-Line Bench
Plinth	2.0 yds
Seats	6.0 yds

3. Leg Choice

C1	ALUMINUM LEGS WITH ADJUSTABLE GLIDES
----	---

4. Leg Finish

BL	BLUE	NK	NICKEL	
BM	BLACK MATTE	NV	NAVY	
BR	BRASS	OR	ORANGE	
BT	BLACK TWILIGHT	PY	PALE YELLOW	
CP	CHAMPAGNE	RD	RED	
DB	DARK BRONZE	RO	RED ORANGE	
DG	DARK GRAY	RR	RUSTY RED	
DP	DUSTY PINK	SB	SOFT BLUE	
FG	FOREST GREEN	SD	SAND	
LG	LIGHT GRAY	TC	TERRACOTTA	
MG	MEADOW GREEN	TP	TAUPE	
MK	MILK	TS	TEXTURED SLATE	
MS	METALLIC SILVER	YL	YELLOW	
	Polished Metal	2/3-Seat 1-Seat	2-Seat	3-Seat
AL	POLISHED ALUMINUM/CHROME	+223	+223	+297

Chrome rails with polished aluminum legs.

5. Power

Power
Refer to power ordering steps on [page 7](#).

6. Options

WI	WELT CORD ON SEAT	2/3-Seat 1-Seat	2-Seat	3-Seat
		+59	+118	+176
T1	TUFTED SEAT	2/3-Seat 1-Seat	2-Seat	3-Seat
		+59	+118	+176
CT	CONTRASTING THREAD			

Important Option Parameters
Welt cords and sewn tufts can be specified on the same cushions. Contrasting thread is not available with the welt cord option.

7. Upholstery

Upholstery
See [general information section](#) for details on textile program and COM/ COL information.

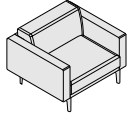
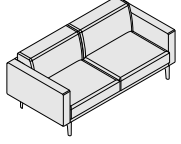
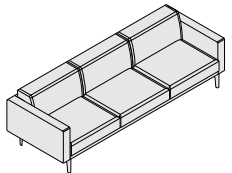
Yardages provided are for non-directional fabrics that are applied railroaded. Directional fabrics may require additional yardage.

When specifying dual upholstery models, the higher of the two grades will determine price.

Tufting will help evenly distribute the wrinkling that will occur with certain leathers and fabrics.

NYC

WRAP-OVERD: STAND ALONE SEATING, 4IN ARM

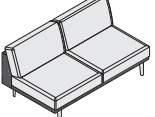
TITLE	SERIES	MODEL	STYLE	ARM	DIMENSIONS	COM YDG	COL SQFT	Textile Upholstery Grades											Leather Upholstery Grades							
								COM	A	B	C	D	E	F	G	H	I	J	K	L	M	W	X	Y	E1	E2
Stand Alone Club Chair Wrap-Over 4in Arm 	NY	11	1	B24	38W x 34.5D x 29.5H	7	108	4,385	4,934	5,234	5,523	5,822	6,120	6,448	6,776	7,162	7,664	8,260	8,858	9,449	10,045	7,159	8,025	10,238	11,538	13,921
Stand Alone Two-Seat Sofa Wrap-Over 4in Arm 	NY	12	1	B24	68W x 34.5D x 29.5H	11	170	6,461	7,308	7,767	8,211	8,672	9,131	9,636	10,140	10,733	11,506	12,426	13,344	14,250	15,169	10,840	12,206	15,694	17,747	21,507
Stand Alone Three-Seat Sofa Wrap-Over 4in Arm 	NY	13	1	B24	98W x 34.5D x 29.5H	15	232	8,539	9,807	10,498	11,165	11,855	12,544	13,300	14,057	14,947	16,103	17,483	18,864	20,222	21,600	14,511	16,380	21,137	23,938	29,071

To Order Select Below

1. Series/Model/Style/Arm

- NY111B24
NYC Stand Alone, Club Chair Wrap-Over, 4in Arm
- NY121B24
NYC Stand Alone, Two-Seat Sofa, Wrap-Over, 4in Arm
- NY131B24
NYC Stand Alone, Three-Seat Sofa, Wrap-Over, 4in Arm

2. Upholstery Style

- DF DUAL UPHOLSTERY
Dual upholstery option allows for a second textile to be applied to NYC seats and backs.
- 
Club Chair
Plinth and Arms 4.5 yds
Seat and Back 3.5 yds
- Two-Seat Sofa**
Plinth and Arms 5.5 yds
Seats and Backs 6.0 yds
- Three-Seat Sofa**
Plinth and Arms 6.5 yds
Seats and Backs 9.0 yds

3. Leg Choice

- C1 ALUMINUM LEGS WITH ADJUSTABLE GLIDES

4. Leg Finish

- Standard Powder Coat**
 - BL BLUE
 - BM BLACK MATTE
 - BR BRASS
 - BT BLACK TWILIGHT
 - CP CHAMPAGNE
 - DB DARK BRONZE
 - DG DARK GRAY
 - DP DUSTY PINK
 - FG FOREST GREEN
 - LG LIGHT GRAY
 - MG MEADOW GREEN
 - MK MILK
 - MS METALLIC SILVER
- Polished Metal**

	1-Seat	2-Seat	3-Seat
AL POLISHED ALUMINUM/CHROME	+223	+223	+297

Chrome rails with polished aluminum legs.

5. Power

- Power**
Refer to power ordering steps on [page 7](#).

6. Options

- Welt Cord**

	1-Seat	2-Seat	3-Seat
WI WELT CORD ON SEAT	+59	+118	+176
W3 WELT CORD ON SEAT AND BACK	+104	+208	+312
- Sewn Tuft**

	1-Seat	2-Seat	3-Seat
T1 TUFTED SEAT	+59	+118	+176
T3 TUFTED SEAT AND BACK	+104	+208	+312
- Options**

CT CONTRASTING THREAD			
-----------------------	--	--	--

Important Option Parameters

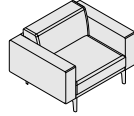
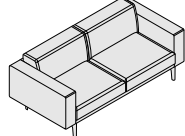
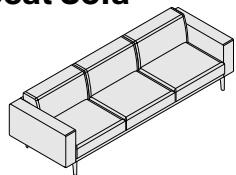
Welt cords and sewn tufts can be specified on the same cushions. Contrasting thread is not available with the welt cord option.

7. Upholstery

- Upholstery**
See [general information section](#) for details on textile program and COM/ COL information.
- Yardages provided are for non-directional fabrics that are applied railroaded. Directional fabrics may require additional yardage.
- When specifying dual upholstery models, the higher of the two grades will determine price.
- Tufting will help evenly distribute the wrinkling that will occur with certain leathers and fabrics.

NYC

WRAP-OVER: STAND ALONE SEATING, 6IN ARM

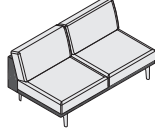
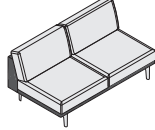
TITLE	SERIES	MODEL	STYLE	ARM	DIMENSIONS	COM YDG	COL SQFT	Textile Upholstery Grades												Leather Upholstery Grades						
								COM	A	B	C	D	E	F	G	H	I	J	K	L	M	W	X	Y	E1	E2
Stand Alone Club Chair Wrap-Over 6in Arm 	NY	11	1	B26	42W x 34.5D x 29.5H	7	108	4,385	4,934	5,234	5,523	5,822	6,120	6,448	6,776	7,162	7,664	8,260	8,858	9,449	10,045	7,159	8,025	10,238	11,538	13,921
Stand Alone Two-Seat Sofa Wrap-Over 6in Arm 	NY	12	1	B26	72W x 34.5D x 29.5H	11	170	6,461	7,308	7,767	8,211	8,672	9,131	9,636	10,140	10,733	11,506	12,426	13,344	14,250	15,169	10,840	12,206	15,694	17,747	21,507
Stand Alone Three-Seat Sofa Wrap-Over 6in Arm 	NY	13	1	B26	102W x 34.5D x 29.5H	15	232	8,539	9,807	10,498	11,165	11,855	12,544	13,300	14,057	14,947	16,103	17,483	18,864	20,222	21,600	14,511	16,380	21,137	23,938	29,071

To Order Select Below

1. Series/Model/Style/Arm

- NY11B26
NYC Stand Alone, Club Chair Wrap-Over, 6in Arm
- NY12B26
NYC Stand Alone, Two-Seat Sofa, Wrap-Over, 6in Arm
- NY13B26
NYC Stand Alone, Three-Seat Sofa, Wrap-Over, 6in Arm

2. Upholstery Style

- Upholstery Style**
DF DUAL UPHOLSTERY
Dual upholstery option allows for a second textile to be applied to NYC seats and backs.
- 
Club Chair
Plinth and Arms 4.5 yds
Seat and Back 3.5 yds
- 
Two-Seat Sofa
Plinth and Arms 5.5 yds
Seats and Backs 6.0 yds
- Three-Seat Sofa**
Plinth and Arms 6.5 yds
Seats and Backs 9.0 yds

3. Leg Choice

- Leg Choice**
C1 ALUMINUM LEGS WITH ADJUSTABLE GLIDES

4. Leg Finish

- Standard Powder Coat**

BL	BLUE	NK	NICKEL
BM	BLACK MATTE	NV	NAVY
BR	BRASS	OR	ORANGE
BT	BLACK TWILIGHT	PY	PALE YELLOW
CP	CHAMPAGNE	RD	RED
DB	DARK BRONZE	RO	RED ORANGE
DG	DARK GRAY	RR	RUSTY RED
DP	DUSTY PINK	SB	SOFT BLUE
FG	FOREST GREEN	SD	SAND
LG	LIGHT GRAY	TC	TERRACOTTA
MG	MEADOW GREEN	TP	TAUPE
MK	MILK	TS	TEXTURED SLATE
MS	METALLIC SILVER	YL	YELLOW
- Polished Metal**

		1-Seat	2-Seat	3-Seat
AL	POLISHED ALUMINUM/CHROME	+223	+223	+297

Chrome rails with polished aluminum legs.

5. Power

- Power**
Refer to power ordering steps on [page 7](#).

6. Options

- Welt Cord**

		1-Seat	2-Seat	3-Seat
WI	WELT CORD ON SEAT	+59	+118	+176
W3	WELT CORD ON SEAT AND BACK	+104	+208	+312
- Sewn Tuft**

		1-Seat	2-Seat	3-Seat
T1	TUFTED SEAT	+59	+118	+176
T3	TUFTED SEAT AND BACK	+104	+208	+312
- Options**

CT	CONTRASTING THREAD			
----	--------------------	--	--	--

Important Option Parameters

Welt cords and sewn tufts can be specified on the same cushions. Contrasting thread is not available with the welt cord option.

7. Upholstery

- Upholstery**
See general information section for details on textile program and COM/ COL information.

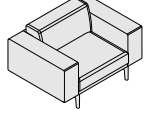
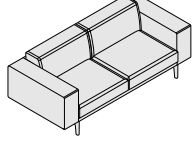
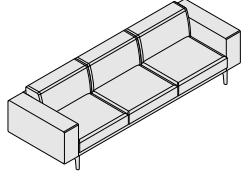
Yardages provided are for non-directional fabrics that are applied railroaded. Directional fabrics may require additional yardage.

When specifying dual upholstery models, the higher of the two grades will determine price.

Tufting will help evenly distribute the wrinkling that will occur with certain leathers and fabrics.

NYC

WRAP-OVER: STAND ALONE SEATING, 9IN ARM

TITLE	SERIES	MODEL	STYLE	ARM	DIMENSIONS	COM YDG	COL SQFT	Textile Upholstery Grades											Leather Upholstery Grades							
								COM	A	B	C	D	E	F	G	H	I	J	K	L	M	W	X	Y	E1	E2
Stand Alone Club Chair Wrap-Over 9in Arm 	NY	11	1	B29	48W x 34.5D x 29.5H	9	112	4,385	5,103	5,495	5,873	6,264	6,654	7,083	7,512	8,017	8,672	9,453	10,236	11,005	11,787	7,274	8,180	10,480	11,835	14,318
Stand Alone Two-Seat Sofa Wrap-Over 9in Arm 	NY	12	1	B29	78W x 34.5D x 29.5H	13	174	6,461	7,475	8,026	8,562	9,114	9,666	10,271	10,876	11,589	12,514	13,619	14,722	15,806	16,912	10,954	12,359	15,937	18,044	21,904
Stand Alone Three-Seat Sofa Wrap-Over 9in Arm 	NY	13	1	B29	108W x 34.5D x 29.5H	17	236	8,539	9,977	10,759	11,513	12,298	13,079	13,936	14,792	15,801	17,112	18,677	20,240	21,778	23,342	14,625	16,530	21,380	24,235	29,468

To Order Select Below

1. Series/Model/Style/Arm

- NY11B29
NYC Stand Alone, Club Chair Wrap-Over, 9in Arm
- NY12B29
NYC Stand Alone, Two-Seat Sofa, Wrap-Over, 9in Arm
- NY13B29
NYC Stand Alone, Three-Seat Sofa, Wrap-Over, 9in Arm

2. Upholstery Style

- Upholstery Style**
DF DUAL UPHOLSTERY
Dual upholstery option allows for a second textile to be applied to NYC seats and backs.
- Club Chair**
Plinth and Arms 6.5 yds
Seat and Back 3.5 yds
- Two-Seat Sofa**
Plinth and Arms 7.5 yds
Seats and Backs 6.0 yds
- Three-Seat Sofa**
Plinth and Arms 9.0 yds
Seats and Backs 8.0 yds

3. Leg Choice

- Leg Choice**
C1 ALUMINUM LEGS WITH ADJUSTABLE GLIDES

4. Leg Finish

- Standard Powder Coat**

BL	BLUE	NK	NICKEL
BM	BLACK MATTE	NV	NAVY
BR	BRASS	OR	ORANGE
BT	BLACK TWILIGHT	PY	PALE YELLOW
CP	CHAMPAGNE	RD	RED
DB	DARK BRONZE	RO	RED ORANGE
DG	DARK GRAY	RR	RUSTY RED
DP	DUSTY PINK	SB	SOFT BLUE
FG	FOREST GREEN	SD	SAND
LG	LIGHT GRAY	TC	TERRACOTTA
MG	MEADOW GREEN	TP	TAUPE
MK	MILK	TS	TEXTURED SLATE
MS	METALLIC SILVER	YL	YELLOW
- Polished Metal**

	1-Seat	2-Seat	3-Seat
AL POLISHED ALUMINUM/CHROME	+223	+223	+297

Chrome rails with polished aluminum legs.

5. Power

- Power**
Refer to power ordering steps on page 7.

6. Options

- Welt Cord**

	1-Seat	2-Seat	3-Seat
WI WELT CORD ON SEAT	+59	+118	+176
W3 WELT CORD ON SEAT AND BACK	+104	+208	+312
- Sewn Tuft**

	1-Seat	2-Seat	3-Seat
T1 TUFTED SEAT	+59	+118	+176
T3 TUFTED SEAT AND BACK	+104	+208	+312
- Options**

CT CONTRASTING THREAD			
-----------------------	--	--	--

Important Option Parameters

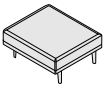
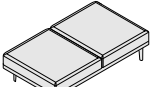
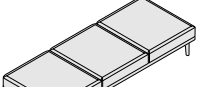
Welt cords and sewn tufts can be specified on the same cushions. Contrasting thread is not available with the welt cord option.

7. Upholstery

- Upholstery**
See general information section for details on textile program and COM/ COL information.
Yardages provided are for non-directional fabrics that are applied railroaded. Directional fabrics may require additional yardage.
When specifying dual upholstery models, the higher of the two grades will determine price.
Tufting will help evenly distribute the wrinkling that will occur with certain leathers and fabrics.

NYC

WRAP-OVER: STAND ALONE BENCHES

TITLE	SERIES	MODEL	STYLE	DIMENSIONS	COM	COL	Textile Upholstery Grades										Leather Upholstery Grades								
							YDG	SQFT	COM	A	B	C	D	E	F	G	H	I	J	K	L	M	W	X	Y
Stand Alone One-Seat Bench Wrap-Over 	NY	01	1	30W x 33.5D x 17.5H	3	40	2,748	3,007	3,148	3,285	3,429	3,570	3,725	3,883	4,065	4,305	4,586	4,871	5,150	5,434	3,800	4,129	4,971	5,461	6,369
Stand Alone Two-Seat Bench Wrap-Over 	NY	02	1	60W x 33.5D x 17.5H	5.5	74	3,357	3,793	4,028	4,257	4,494	4,730	4,990	5,248	5,553	5,950	6,424	6,899	7,363	7,836	5,299	5,903	7,452	8,360	10,030
Stand Alone Three-Seat Bench Wrap-Over 	NY	03	1	90W x 33.5D x 17.5H	7.5	99	4,881	5,492	5,823	6,143	6,474	6,805	7,168	7,532	7,960	8,513	9,176	9,840	10,491	11,154	7,707	8,588	10,840	12,163	14,589

To Order Select Below

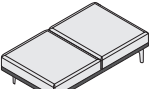
1. Series/Model/Style

- NY011
NYC Stand Alone, One-Seat Bench, Wrap-Over
- NY021
NYC Stand Alone, Two-Seat Bench, Wrap-Over
- NY031
NYC Stand-Alone, Three-Seat Bench, Wrap-Over

2. Upholstery Style

- Upholstery Style**
DF DUAL UPHOLSTERY

Dual upholstery option allows for a second textile to be applied to NYC seats and backs.


- One-Seat Stand Alone Bench**
Plinth 1.5 yds
Seat 2.5 yds
- Two-Seat Stand Alone Bench**
Plinth 2.0 yds
Seats 4.0 yds
- Three-Seat Stand Alone Bench**
Plinth 2.0 yds
Seats 6.0 yds

3. Leg Choice

- Leg Choice**
C1 ALUMINUM LEGS WITH ADJUSTABLE GLIDES

4. Leg Finish

- Standard Powder Coat**

BL	BLUE	NK	NICKEL
BM	BLACK MATTE	NV	NAVY
BR	BRASS	OR	ORANGE
BT	BLACK TWILIGHT	PY	PALE YELLOW
CP	CHAMPAGNE	RD	RED
DB	DARK BRONZE	RO	RED ORANGE
DG	DARK GRAY	RR	RUSTY RED
DP	DUSTY PINK	SB	SOFT BLUE
FG	FOREST GREEN	SD	SAND
LG	LIGHT GRAY	TC	TERRACOTTA
MG	MEADOW GREEN	TP	TAUPE
MK	MILK	TS	TEXTURED SLATE
MS	METALLIC SILVER	YL	YELLOW
- Polished Metal**

	1-Seat	2-Seat	3-Seat	
AL	POLISHED ALUMINUM/CHROME	+223	+223	+297

Chrome rails with polished aluminum legs.

5. Power

- Power**
Refer to power ordering steps on [page 7](#).

6. Options

- Welt Cord**

WI	WELT CORD ON SEAT	+59	+118	+176
----	-------------------	------------	-------------	-------------
 - Sewn Tuft**

T1	TUFTED SEAT	+59	+118	+176
----	-------------	------------	-------------	-------------
 - Options**

CT	CONTRASTING THREAD			
----	--------------------	--	--	--
- Important Option Parameters**
Welt cords and sewn tufts can be specified on the same cushions. Contrasting thread is not available with the welt cord option.

7. Upholstery

- Upholstery**
See [general information section](#) for details on textile program and COM/ COL information.

Yardages provided are for non-directional fabrics that are applied railroaded. Directional fabrics may require additional yardage.

When specifying dual upholstery models, the higher of the two grades will determine price.

Tufting will help evenly distribute the wrinkling that will occur with certain leathers and fabrics.

NYC

RELAXED: MODULAR SEATING

TITLE	SERIES	MODEL	STYLE	DIMENSIONS	COM	COL	Textile Upholstery Grades										Leather Upholstery Grades								
							YDG	SQFT	COM	A	B	C	D	E	F	G	H	I	J	K	L	M	W	X	Y
Modular One Seat Unit Relaxed	NY	11	3	30W x 34.5D x 29.5H	4.5	62	3,709	4,065	4,257	4,445	4,637	4,830	5,044	5,253	5,502	5,828	6,212	6,600	6,978	7,367	5,321	5,824	7,110	7,865	9,251
Modular Two Seat Unit Relaxed	NY	12	3	60W x 34.5D x 29.5H	8	117	6,082	6,759	7,125	7,483	7,851	8,217	8,623	9,027	9,500	10,118	10,853	11,590	12,312	13,049	9,089	10,030	12,424	13,834	16,418
Modular Three Seat Unit Relaxed	NY	13	3	90W x 34.5D x 29.5H	12	171	8,457	9,471	10,022	10,556	11,109	11,660	12,264	12,871	13,581	14,509	15,611	16,714	17,802	18,906	12,881	14,263	17,789	19,862	23,664

To Order Select Below

1. Series/Model/Style

NY113	NYC Modular, One-Seat Unit, Relaxed
NY123	NYC Modular, Two-Seat Unit, Relaxed
NY133	NYC Modular, Three-Seat Unit, Relaxed

2. Upholstery Style

DF	DUAL UPHOLSTERY	Dual upholstery option allows for a second textile to be applied to NYC seats and backs.
	One-Seat Plinth	2.0 yds
	Seat and Back	3.5 yds
	Two-Seat Plinth	3.0 yds
	Seats and Backs	6.0 yds
	Three-Seat Plinth	5.0 yds
	Seats and Backs	8.0 yds

3. Leg Choice

C1	ALUMINUM LEGS WITH ADJUSTABLE GLIDES
----	---

4. Leg Finish

BL	BLUE	NK	NICKEL	
BM	BLACK MATTE	NV	NAVY	
BR	BRASS	OR	ORANGE	
BT	BLACK TWILIGHT	PY	PALE YELLOW	
CP	CHAMPAGNE	RD	RED	
DB	DARK BRONZE	RO	RED ORANGE	
DG	DARK GRAY	RR	RUSTY RED	
DP	DUSTY PINK	SB	SOFT BLUE	
FG	FOREST GREEN	SD	SAND	
LG	LIGHT GRAY	TC	TERRACOTTA	
MG	MEADOW GREEN	TP	TAUPE	
MK	MILK	TS	TEXTURED SLATE	
MS	METALLIC SILVER	YL	YELLOW	
	Polished Metal	1-Seat	2-Seat	3-Seat
AL	POLISHED ALUMINUM/CHROME	+223	+223	+297

Chrome rails with polished aluminum legs.

5. Power

Power
Refer to power ordering steps on page 7.

6. Options

WI	WELT CORD ON SEAT	+59	+118	+176
W3	WELT CORD ON SEAT AND BACK	+104	+208	+312
	Options			
CT	CONTRASTING THREAD			
	Important Option Parameters			
	Contrasting thread is not available with the welt cord option.			

7. Upholstery

Upholstery
See general information section for details on textile program and COM/ COL information.

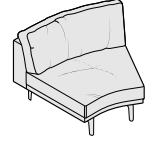
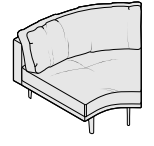
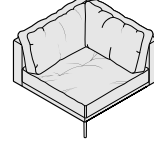
Yardages provided are for non-directional fabrics that are applied railroaded. Directional fabrics may require additional yardage.

When specifying dual upholstery models, the higher of the two grades will determine price.

Tufting will help evenly distribute the wrinkling that will occur with certain leathers and fabrics.

NYC

RELAXED: MODULAR CORNERS

TITLE	SERIES	MODEL	STYLE	DIMENSIONS	COM	COL	Textile Upholstery Grades										Leather Upholstery Grades								
							YDG	SQFT	COM	A	B	COL	C	D	E	F	G	H	I	J	K	L	M	W	X
Modular 135 Degree Corner Relaxed 	NY	14	3	42W x 34.5D x 29.5H	6	65	4,304	4,808	5,085	5,354	5,629	5,903	6,207	6,509	6,865	7,328	7,881	8,433	8,975	9,527	5,986	6,510	7,854	8,642	10,088
Modular 150 Degree Corner Relaxed 	NY	15	3	40.38W x 34.5D x 29.5H	6	65	4,304	4,808	5,085	5,354	5,629	5,903	6,207	6,509	6,865	7,328	7,881	8,433	8,975	9,527	5,986	6,510	7,854	8,642	10,088
Modular 90 Degree Corner Relaxed 	NY	16	3	47.88W x 34.5D x 29.5H	7	89	4,597	5,125	5,409	5,684	5,969	6,254	6,568	6,880	7,247	7,726	8,296	8,867	9,427	9,998	6,905	7,628	9,469	10,549	12,532

To Order Select Below

1. Series/Model/Style

- NY143
NYC Modular, 135° Corner, Relaxed
- NY153
NYC Modular, 150° Corner, Relaxed
- NY163
NYC Modular, 90° Corner, Relaxed

2. Upholstery Style

- Upholstery Style**
DF DUAL UPHOLSTERY
Dual upholstery option allows for a second textile to be applied to NYC seats and backs.
- 135° Corner**
Plinth 3.0 yds
Seat and Back 4.0 yds
- 150° Corner**
Plinth 3.0 yds
Seat and Back 4.0 yds
- 90° Corner**
Plinth 3.0 yds
Seat and Backs 4.0 yds

3. Leg Choice

- Leg Choice**
C1 ALUMINUM LEGS WITH ADJUSTABLE GLIDES

4. Leg Finish

- Standard Powder Coat**
 - BL BLUE
 - BM BLACK MATTE
 - BR BRASS
 - BT BLACK TWILIGHT
 - CP CHAMPAGNE
 - DB DARK BRONZE
 - DG DARK GRAY
 - DP DUSTY PINK
 - FG FOREST GREEN
 - LG LIGHT GRAY
 - MG MEADOW GREEN
 - MK MILK
 - MS METALLIC SILVER
- Polished Metal**
 - AL POLISHED ALUMINUM/CHROME +223

Chrome rails with polished aluminum legs.

5. Power

- Power**
Refer to power ordering steps on page 7.

6. Options



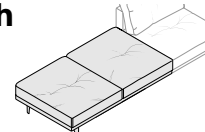
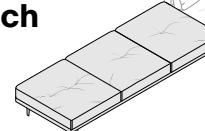
- Welt Cord**
 - WI WELT CORD ON SEAT +59
 - W3 WELT CORD ON SEAT AND BACK +147
 - Options**
 - CT CONTRASTING THREAD
- Important Option Parameters**
Contrasting thread is not available with the welt cord option.

7. Upholstery

- Upholstery**
See general information section for details on textile program and COM/COL information.
Yardages provided are for non-directional fabrics that are applied railroaded. Directional fabrics may require additional yardage.
When specifying dual upholstery models, the higher of the two grades will determine price.
Tufting will help evenly distribute the wrinkling that will occur with certain leathers and fabrics.

NYC

RELAXED: MODULAR IN-LINE BENCHES

TITLE	SERIES	MODEL	STYLE	DIMENSIONS	COM	COL	Textile Upholstery Grades										Leather Upholstery Grades								
							YDG	SQFT	COM	A	B	C	D	E	F	G	H	I	J	K	L	M	W	X	Y
Modular 2/3-Seat In-line Bench Relaxed 	NY	07	3	20W x 34.5D x 17.5H	2.5	30	1,982	2,157	2,253	2,345	2,438	2,533	2,636	2,741	2,862	3,020	3,210	3,399	3,586	3,776	2,790	3,040	3,681	4,060	4,751
Modular One-Seat In-line Bench Relaxed 	NY	04	3	30W x 34.5D x 17.5H	3	40	2,290	2,549	2,691	2,829	2,972	3,112	3,269	3,426	3,607	3,845	4,129	4,412	4,692	4,976	3,343	3,671	4,513	5,004	5,913
Modular Two-Seat In-line Bench Relaxed 	NY	05	3	60W x 34.5D x 17.5H	5	74	3,661	4,097	4,332	4,562	4,800	5,035	5,295	5,553	5,859	6,255	6,729	7,203	7,667	8,141	5,602	6,210	7,756	8,666	10,333
Modular Three-Seat In-line Bench Relaxed 	NY	06	3	90W x 34.5D x 17.5H	7.5	100	5,339	5,949	6,280	6,601	6,931	7,263	7,627	7,989	8,417	8,972	9,635	10,296	10,947	11,610	8,164	9,046	11,297	12,620	15,048

To Order Select Below

1. Series/Model/Style

- NY073
NYC Modular, 2/3-Seat In-line Bench, Relaxed
- NY043
NYC Modular, One-Seat In-line Bench, Relaxed
- NY053
NYC Modular, Two-Seat In-line Bench, Relaxed
- NY063
NYC Modular, Three-Seat In-line Bench, Relaxed

2. Upholstery Style

- Upholstery Style**
DF DUAL UPHOLSTERY

Dual upholstery option allows for a second textile to be applied to NYC seats and backs.
- 2/3-Seat In-Line Bench**
Plinth 1.5 yds
Seat 2.0 yds
- One-Seat In-Line Bench**
Plinth 1.5 yds
Seat 2.5 yds
- Two-Seat In-Line Bench**
Plinth 2.0 yds
Seats 4.0 yds
- Three-Seat In-Line Bench**
Plinth 2.0 yds
Seats 6.0 yds

3. Leg Choice

- Leg Choice**
C1 ALUMINUM LEGS WITH ADJUSTABLE GLIDES

4. Leg Finish

- Standard Powder Coat**
 - BL BLUE
 - BM BLACK MATTE
 - BR BRASS
 - BT BLACK TWILIGHT
 - CP CHAMPAGNE
 - DB DARK BRONZE
 - DG DARK GRAY
 - DP DUSTY PINK
 - FG FOREST GREEN
 - LG LIGHT GRAY
 - MG MEADOW GREEN
 - MK MILK
 - MS METALLIC SILVER
- Polished Metal**

	2/3-Seat 1-Seat	2-Seat	3-Seat
AL POLISHED ALUMINUM/CHROME	+223	+223	+297

Chrome rails with polished aluminum legs.

5. Power

- Power**
Refer to power ordering steps on page 7.

6. Options

- Welt Cord**

	2/3-Seat 1-Seat	2-Seat	3-Seat
WI WELT CORD ON SEAT	+59	+118	+176
- Options**
CT CONTRASTING THREAD

Important Option Parameters
Contrasting thread is not available with the welt cord option.

7. Upholstery

- Upholstery**
See general information section for details on textile program and COM/ COL information.



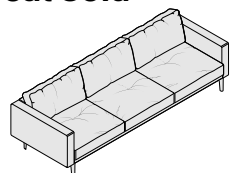
Yardages provided are for non-directional fabrics that are applied railroaded. Directional fabrics may require additional yardage.

When specifying dual upholstery models, the higher of the two grades will determine price.

Tufting will help evenly distribute the wrinkling that will occur with certain leathers and fabrics.


NYC

RELAXED: STAND ALONE SEATING, 4IN ARM

TITLE	SERIES	MODEL	STYLE	ARM	DIMENSIONS	Textile Upholstery Grades		Leather Upholstery Grades																		
						COM	COL	COM	A	B	C	D	E	F	G	H	I	J	K	L	M	W	X	Y	E1	E2
Stand Alone Club Chair Relaxed 4in Arm 	NY	11	3	B24	38W x 34.5D x 29.5H	7	98	4,680	5,215	5,503	5,786	6,073	6,364	6,680	6,999	7,373	7,857	8,438	9,017	9,588	10,167	7,291	8,108	10,190	11,412	13,656
Stand Alone Two-Seat Sofa Relaxed 4in Arm 	NY	12	3	B24	68W x 34.5D x 29.5H	11	154	7,056	7,901	8,360	8,805	9,264	9,725	10,229	10,733	11,326	12,097	13,019	13,938	14,842	15,764	11,042	12,288	15,612	17,334	20,762
Stand Alone Three-Seat Sofa Relaxed 4in Arm 	NY	13	3	B24	98W x 34.5D x 29.5H	14	209	9,428	10,696	11,387	12,054	12,744	13,434	14,191	14,947	15,837	16,995	18,373	19,754	21,110	22,491	14,835	16,523	20,831	23,366	28,009

To Order Select Below

1. Series/Model/Style/Arm



NY113B24
NYC Stand Alone, Club Chair Relaxed, 4in Arm

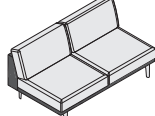
NY123B24
NYC Stand Alone, Two-Seat Sofa, Relaxed, 4in Arm

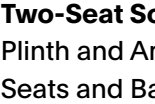
NY133B24
NYC Stand Alone, Three-Seat Sofa, Relaxed, 4in Arm

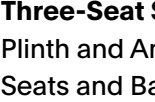
2. Upholstery Style

Upholstery Style
 DF DUAL UPHOLSTERY

Dual upholstery option allows for a second textile to be applied to NYC seats and backs.


Club Chair
 Plinth and Arms 4.5 yds
 Seat and Back 3.5 yds


Two-Seat Sofa
 Plinth and Arms 5.5 yds
 Seats and Backs 6.0 yds


Three-Seat Sofa
 Plinth and Arms 6.5 yds
 Seats and Backs 8.0 yds

3. Leg Choice

Leg Choice
 C1 ALUMINUM LEGS WITH ADJUSTABLE GLIDES

4. Leg Finish

Standard Powder Coat

- BL BLUE
- BM BLACK MATTE
- BR BRASS
- BT BLACK TWILIGHT
- CP CHAMPAGNE
- DB DARK BRONZE
- DG DARK GRAY
- DP DUSTY PINK
- FG FOREST GREEN
- LG LIGHT GRAY
- MG MEADOW GREEN
- MK MILK
- MS METALLIC SILVER

Polished Metal

	1-Seat	2-Seat	3-Seat
AL POLISHED ALUMINUM/CHROME	+223	+223	+297

Chrome rails with polished aluminum legs.

5. Power

Power
 Refer to power ordering steps on page 7.

6. Options

Welt Cord

	1-Seat	2-Seat	3-Seat
WI WELT CORD ON SEAT	+59	+118	+176
W3 WELT CORD ON SEAT AND BACK	+104	+208	+312

Options
 CT CONTRASTING THREAD

Important Option Parameters
 Contrasting thread is not available with the welt cord option.

7. Upholstery

Upholstery
 See general information section for details on textile program and COM/ COL information.


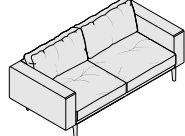
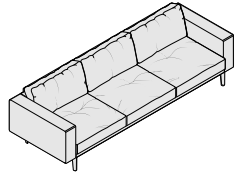
Yardages provided are for non-directional fabrics that are applied railroaded. Directional fabrics may require additional yardage.

When specifying dual upholstery models, the higher of the two grades will determine price.

Tufting will help evenly distribute the wrinkling that will occur with certain leathers and fabrics.


NYC

RELAXED: STAND ALONE SEATING, 6IN ARM

TITLE	SERIES	MODEL	STYLE	ARM	DIMENSIONS	COM	COL	Textile Upholstery Grades										Leather Upholstery Grades								
								YDG	SQFT	COM	A	B	C	D	E	F	G	H	I	J	K	L	M	W	X	Y
Stand Alone Club Chair Relaxed 6in Arm 	NY	11	3	B26	42W x 34.5D x 29.5H	7	98	4,680	5,215	5,503	5,786	6,073	6,364	6,680	6,999	7,373	7,857	8,438	9,017	9,588	10,167	7,291	8,108	10,190	11,412	13,656
Stand Alone Two-Seat Sofa Relaxed 6in Arm 	NY	12	3	B26	72W x 34.5D x 29.5H	11	154	7,056	7,901	8,360	8,805	9,264	9,725	10,229	10,733	11,326	12,097	13,019	13,938	14,842	15,764	11,042	12,288	15,612	17,334	20,762
Stand Alone Three-Seat Sofa Relaxed 6in Arm 	NY	13	3	B26	102W x 34.5D x 29.5H	14	209	9,428	10,696	11,387	12,054	12,744	13,434	14,191	14,947	15,837	16,995	18,373	19,754	21,110	22,491	14,835	16,523	20,831	23,366	28,009

To Order Select Below

1. Series/Model/Style/Arm



NY113B26
NYC
Stand Alone, Club Chair
Relaxed, 6in Arm

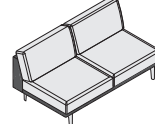
NY123B26
NYC
Stand Alone, Two-Seat
Sofa, Relaxed, 6in Arm

NY133B26
NYC
Stand Alone, Three-Seat
Sofa, Relaxed, 6in Arm

2. Upholstery Style



DF DUAL UPHOLSTERY
 Dual upholstery option allows for a second textile to be applied to NYC seats and backs.

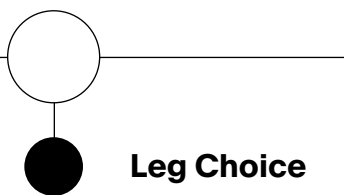


Club Chair
 Plinth and Arms 4.5 yds
 Seat and Back 3.5 yds

Two-Seat Sofa
 Plinth and Arms 5.5 yds
 Seats and Backs 6.0 yds

Three-Seat Sofa
 Plinth and Arms 6.5 yds
 Seats and Backs 9.0 yds

3. Leg Choice



C1 ALUMINUM LEGS WITH ADJUSTABLE GLIDES

4. Leg Finish



Standard Powder Coat

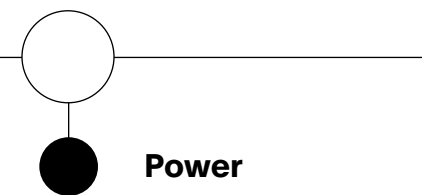
BL	BLUE
BM	BLACK MATTE
BR	BRASS
BT	BLACK TWILIGHT
CP	CHAMPAGNE
DB	DARK BRONZE
DG	DARK GRAY
DP	DUSTY PINK
FG	FOREST GREEN
LG	LIGHT GRAY
MG	MEADOW GREEN
MK	MILK
MS	METALLIC SILVER

Polished Metal

	1-Seat	2-Seat	3-Seat	
AL	POLISHED ALUMINUM/CHROME	+223	+223	+297


Chrome rails with polished aluminum legs.

5. Power



Power
 Refer to power ordering steps on [page 7](#).

6. Options



Welt Cord


WI	WELT CORD ON SEAT	+59	+118	+176
W3	WELT CORD ON SEAT AND BACK	+104	+208	+312

Options

CT	CONTRASTING THREAD
----	--------------------

Important Option Parameters
 Contrasting thread is not available with the welt cord option.

7. Upholstery



Upholstery
 See general information section for details on textile program and COM/ COL information.



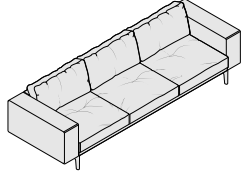
Yardages provided are for non-directional fabrics that are applied railroaded. Directional fabrics may require additional yardage.

When specifying dual upholstery models, the higher of the two grades will determine price.

Tufting will help evenly distribute the wrinkling that will occur with certain leathers and fabrics.

NYC

RELAXED: STAND ALONE SEATING, 9IN ARM

TITLE	SERIES	MODEL	STYLE	ARM	DIMENSIONS	COM	COL	Textile Upholstery Grades										Leather Upholstery Grades								
								YDG	SQFT	COM	A	B	C	D	E	F	G	H	I	J	K	L	M	W	X	Y
Stand Alone Club Chair Relaxed 9in Arm 	NY	11	3	B29	48W x 34.5D x 29.5H	9	102	4,680	5,400	5,792	6,169	6,560	6,950	7,380	7,809	8,315	8,968	9,750	10,533	11,301	12,083	7,409	8,259	10,433	11,712	14,053
Stand Alone Two-Seat Sofa Relaxed 9in Arm 	NY	12	3	B29	78W x 34.5D x 29.5H	13	159	7,056	7,901	8,360	8,805	9,264	9,725	10,229	10,733	11,326	12,097	13,019	13,938	14,842	15,764	11,157	12,439	15,857	17,632	21,159
Stand Alone Three-Seat Sofa Relaxed 9in Arm 	NY	13	3	B29	108W x 34.5D x 29.5H	16	214	9,428	10,781	11,516	12,228	12,965	13,699	14,509	15,313	16,265	17,497	18,970	20,441	21,889	23,360	14,949	16,673	21,074	23,662	28,405

To Order Select Below

1. Series/Model/Style/Arm

- NY113B29
NYC Stand Alone, Club Chair Relaxed, 9in Arm
- NY123B29
NYC Stand Alone, Two-Seat Sofa, Relaxed, 9in Arm
- NY133B29
NYC Stand Alone, Three-Seat Sofa, Relaxed, 9in Arm

2. Upholstery Style

- Upholstery Style**
DF DUAL UPHOLSTERY
Dual upholstery option allows for a second textile to be applied to NYC seats and backs.
- Club Chair**
Plinth and Arms 6.5 yds
Seat and Back 3.5 yds
- Two-Seat Sofa**
Plinth and Arms 7.5 yds
Seats and Backs 6.0 yds
- Three-Seat Sofa**
Plinth and Arms 9.0 yds
Seats and Backs 8.0 yds

3. Leg Choice

- Leg Choice**
C1 ALUMINUM LEGS WITH ADJUSTABLE GLIDES

4. Leg Finish

- Standard Powder Coat**

BL	BLUE	NK	NICKEL
BM	BLACK MATTE	NV	NAVY
BR	BRASS	OR	ORANGE
BT	BLACK TWILIGHT	PY	PALE YELLOW
CP	CHAMPAGNE	RD	RED
DB	DARK BRONZE	RO	RED ORANGE
DG	DARK GRAY	RR	RUSTY RED
DP	DUSTY PINK	SB	SOFT BLUE
FG	FOREST GREEN	SD	SAND
LG	LIGHT GRAY	TC	TERRACOTTA
MG	MEADOW GREEN	TP	TAUPE
MK	MILK	TS	TEXTURED SLATE
MS	METALLIC SILVER	YL	YELLOW
- Polished Metal**

	1-Seat	2-Seat	3-Seat
AL POLISHED ALUMINUM/CHROME	+223	+223	+297

Chrome rails with polished aluminum legs.

5. Power

- Power**
Refer to power ordering steps on page 7.

6. Options

- Welt Cord**


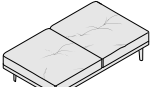

	1-Seat	2-Seat	3-Seat
WI WELT CORD ON SEAT	+59	+118	+176
W3 WELT CORD ON SEAT AND BACK	+104	+208	+312
 - Options**
CT CONTRASTING THREAD
- Important Option Parameters**
Contrasting thread is not available with the welt cord option.

7. Upholstery

- Upholstery**
See general information section for details on textile program and COM/ COL information.
- Yardages provided are for non-directional fabrics that are applied railroaded. Directional fabrics may require additional yardage.
- When specifying dual upholstery models, the higher of the two grades will determine price.
- Tufting will help evenly distribute the wrinkling that will occur with certain leathers and fabrics.

NYC

RELAXED: STAND ALONE BENCHES

TITLE	SERIES	MODEL	STYLE	DIMENSIONS	COM	COL	Textile Upholstery Grades										Leather Upholstery Grades								
							YDG	SQFT	COM	A	B	C	D	E	F	G	H	I	J	K	L	M	W	X	Y
Stand Alone One-Seat Bench Relaxed 	NY	01	3	30W x 33.5D x 17.5H	3	40	2,898	3,161	3,302	3,440	3,582	3,723	3,879	4,035	4,219	4,455	4,739	5,021	5,303	5,586	3,954	4,280	5,122	5,615	6,522
Stand Alone Two-Seat Bench Relaxed 	NY	02	3	60W x 33.5D x 17.5H	5.5	74	3,661	4,097	4,332	4,562	4,800	5,035	5,295	5,553	5,859	6,255	6,729	7,203	7,667	8,141	5,602	6,210	7,756	8,666	10,333
Stand Alone Three-Seat Bench Relaxed 	NY	03	3	90W x 33.5D x 17.5H	7.5	100	5,339	5,949	6,280	6,601	6,931	7,263	7,627	7,989	8,417	8,972	9,635	10,296	10,947	11,610	8,164	9,046	11,297	12,620	15,048

To Order Select Below

1. Series/Model/Style

NY013

NYC Stand Alone, One-Seat Bench, Relaxed

NY023

NYC Stand Alone, Two-Seat Bench, Relaxed

NY033

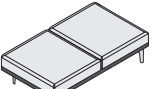
NYC Stand-Alone, Three-Seat Bench, Relaxed

2. Upholstery Style

Upholstery Style

DF DUAL UPHOLSTERY

Dual upholstery option allows for a second textile to be applied to NYC seats and backs.



One-Seat Stand Alone Bench
Plinth 1.5 yds
Seat 2.0 yds

Two-Seat Stand Alone Bench
Plinth 2.0 yds
Seats 4.0 yds

Three-Seat Stand Alone Bench
Plinth 2.0 yds
Seats 6.0 yds

3. Leg Choice

Leg Choice

C1 ALUMINUM LEGS WITH ADJUSTABLE GLIDES

4. Leg Finish

Standard Powder Coat

BL	BLUE
BM	BLACK MATTE
BR	BRASS
BT	BLACK TWILIGHT
CP	CHAMPAGNE
DB	DARK BRONZE
DG	DARK GRAY
DP	DUSTY PINK
FG	FOREST GREEN
LG	LIGHT GRAY
MG	MEADOW GREEN
MK	MILK
MS	METALLIC SILVER

Polished Metal

	1-Seat	2-Seat	3-Seat	
AL	POLISHED ALUMINUM/CHROME	+223	+223	+297

Chrome rails with polished aluminum legs.

5. Power

Power

Refer to power ordering steps on [page 7](#).

NK	NICKEL
NV	NAVY
OR	ORANGE
PY	PALE YELLOW
RD	RED
RO	RED ORANGE
RR	RUSTY RED
SB	SOFT BLUE
SD	SAND
TC	TERRACOTTA
TP	TAUPE
TS	TEXTURED SLATE
YL	YELLOW

6. Options

Welt Cord

WI	WELT CORD ON SEAT	+59	+118	+176
----	-------------------	------------	-------------	-------------

Options

CT CONTRASTING THREAD

Important Option Parameters
Contrasting thread is not available with the welt cord option.

7. Upholstery

Upholstery

See general information section for details on textile program and COM/ COL information.

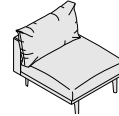

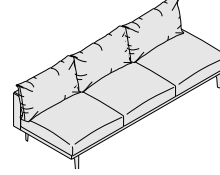
Yardages provided are for non-directional fabrics that are applied railroaded. Directional fabrics may require additional yardage.

When specifying dual upholstery models, the higher of the two grades will determine price.

Tufting will help evenly distribute the wrinkling that will occur with certain leathers and fabrics.

NYC

LOOSE: MODULAR SEATING

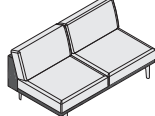
TITLE	SERIES	MODEL	STYLE	DIMENSIONS	COM	COL	Textile Upholstery Grades										Leather Upholstery Grades								
							YDG	SQFT	COM	A	B	C	D	E	F	G	H	I	J	K	L	M	W	X	Y
Modular One-Seat Unit Loose Full Back Cushion 	NY	11	5	30W x 34.5D x 31H	5	78	3,561	3,983	4,213	4,435	4,666	4,894	5,147	5,400	5,696	6,082	6,543	7,004	7,454	7,915	5,397	5,892	7,567	8,191	9,147
Modular Two-Seat Unit Loose Full Back Cushion 	NY	12	5	60W x 34.5D x 31H	8.5	135	5,787	6,461	6,830	7,187	7,554	7,921	8,325	8,730	9,203	9,822	10,556	11,293	12,016	12,752	8,944	9,797	13,075	14,715	16,669
Modular Three-Seat Unit Loose Full Back Cushion 	NY	13	5	90W x 34.5D x 31H	12	199	8,012	8,941	9,447	9,937	10,442	10,947	11,504	12,058	12,710	13,560	14,571	15,581	16,576	17,590	12,681	13,939	18,790	21,143	24,479

To Order Select Below

1. Series/Model/Style

- NY115
**NYC
Modular, One-Seat Unit,
Loose, Full Back Cushion**
- NY125
**NYC
Modular, Two-Seat Unit,
Loose, Full Back Cushion**
- NY135
**NYC
Modular, Three-Seat Unit,
Loose, Full Back Cushion**

2. Upholstery Style

- Upholstery Style**
DF DUAL UPHOLSTERY
Dual upholstery option allows for a second textile to be applied to NYC seats and backs.

- One-Seat**
Plinth 2.1 yds
Seat and Back 3.2 yds
- Two-Seat**
Plinth 3.0 yds
Seats and Backs 5.5 yds
- Three-Seat**
Plinth 4.0 yds
Seats and Backs 8.5 yds

3. Leg Choice

- Leg Choice**
C1 ALUMINUM LEGS WITH ADJUSTABLE GLIDES

4. Leg Finish

- Standard Powder Coat**
 - BL BLUE
 - BM BLACK MATTE
 - BR BRASS
 - BT BLACK TWILIGHT
 - CP CHAMPAGNE
 - DB DARK BRONZE
 - DG DARK GRAY
 - DP DUSTY PINK
 - FG FOREST GREEN
 - LG LIGHT GRAY
 - MG MEADOW GREEN
 - MK MILK
 - MS METALLIC SILVER
- Polished Metal**

	1-Seat	2-Seat	3-Seat
AL POLISHED ALUMINUM/CHROME	+223	+223	+297

Chrome rails with polished aluminum legs.

5. Power

- Power**
Refer to power ordering steps on [page 7](#).

6. Options

- Options**
CT CONTRASTING THREAD

7. Upholstery

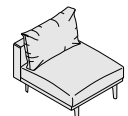
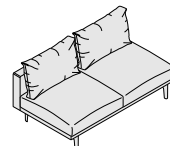
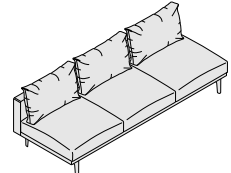
- Upholstery**
See [general information section](#) for details on textile program and COM/COL information.

Yardages provided are for non-directional fabrics that are applied railroaded. Directional fabrics may require additional yardage.

When specifying dual upholstery models, the higher of the two grades will determine price.

NYC

LOOSE: MODULAR SEATING

TITLE	SERIES	MODEL	STYLE	DIMENSIONS	COM	COL	Textile Upholstery Grades										Leather Upholstery Grades								
							YDG	SQFT	COM	A	B	C	D	E	F	G	H	I	J	K	L	M	W	X	Y
Modular One-Seat Unit Loose Partial Back Cushion 	NY	11	4	30W x 34.5D x 31H	5	78	3,561	3,983	4,213	4,435	4,666	4,894	5,147	5,400	5,696	6,082	6,543	7,004	7,454	7,915	5,397	5,892	7,567	8,191	9,147
Modular Two-Seat Unit Loose Partial Back Cushion 	NY	12	4	60W x 34.5D x 31H	8.5	135	5,787	6,461	6,830	7,187	7,554	7,921	8,325	8,730	9,203	9,822	10,556	11,293	12,016	12,752	8,944	9,797	13,075	14,715	16,669
Modular Three-Seat Unit Loose Partial Back Cushion 	NY	13	4	90W x 34.5D x 31H	12	199	8,012	8,941	9,447	9,937	10,442	10,947	11,504	12,058	12,710	13,560	14,571	15,581	16,576	17,590	12,681	13,939	18,790	21,143	24,479

To Order Select Below

1. Series/Model/Style



NY114
**NYC
Modular, One-Seat Unit,
Loose, Partial Back
Cushion**

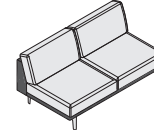
NY124
**NYC
Modular, Two-Seat Unit,
Loose, Partial Back
Cushion**

NY134
**NYC
Modular, Three-Seat Unit,
Loose, Partial Back
Cushion**

2. Upholstery Style



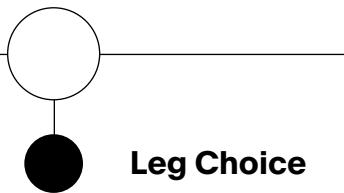
DF DUAL UPHOLSTERY
Dual upholstery option allows for a second textile to be applied to NYC seats and backs.


One-Seat
Plinth 2.1 yds
Seat and Back 3.2 yds

Two-Seat
Plinth 3.0 yds
Seats and Backs 5.5 yds

Three-Seat
Plinth 4.0 yds
Seats and Backs 8.5 yds

3. Leg Choice



C1 ALUMINUM LEGS WITH ADJUSTABLE GLIDES

4. Leg Finish



Standard Powder Coat
BL BLUE
BM BLACK MATTE
BR BRASS
BT BLACK TWILIGHT
CP CHAMPAGNE
DB DARK BRONZE
DG DARK GRAY
DP DUSTY PINK
FG FOREST GREEN
LG LIGHT GRAY
MG MEADOW GREEN
MK MILK
MS METALLIC SILVER

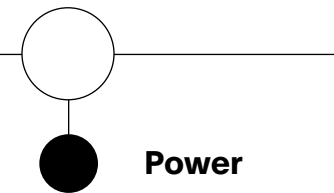
Polished Metal
AL POLISHED ALUMINUM/CHROME

NK NICKEL
NV NAVY
OR ORANGE
PY PALE YELLOW
RD RED
RO RED ORANGE
RR RUSTY RED
SB SOFT BLUE
SD SAND
TC TERRACOTTA
TP TAUPE
TS TEXTURED SLATE
YL YELLOW

1-Seat 2-Seat 3-Seat
+223 +223 +297

Chrome rails with polished aluminum legs.

5. Power



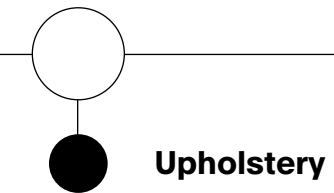
Power
Refer to power ordering steps on page 7.

6. Options



CT CONTRASTING THREAD

7. Upholstery



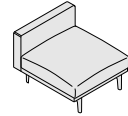
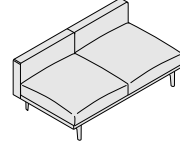
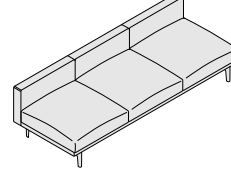
See general information section for details on textile program and COM/COL information.

Yardages provided are for non-directional fabrics that are applied railroaded. Directional fabrics may require additional yardage.

When specifying dual upholstery models, the higher of the two grades will determine price.

NYC

LOOSE: MODULAR SEATING

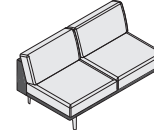
TITLE	SERIES	MODEL	STYLE	DIMENSIONS	COM	COL	Textile Upholstery Grades										Leather Upholstery Grades								
							YDG	SQFT	COM	A	B	C	D	E	F	G	H	I	J	K	L	M	W	X	Y
Modular One-Seat Unit Loose No Back																									
	NY	11	6	30W x 34.5D x 25.25H	4	56	3,079	3,416	3,600	3,780	3,963	4,148	4,348	4,550	4,787	5,098	5,463	5,831	6,193	6,561	4,401	4,759	6,087	6,863	7,607
Modular Two-Seat Unit Loose No Back																									
	NY	12	6	60W x 34.5D x 25.25H	6	94	4,823	5,328	5,605	5,873	6,149	6,423	6,727	7,029	7,385	7,848	8,401	8,952	9,495	10,046	7,035	7,631	9,931	11,968	13,377
Modular Three-Seat Unit Loose No Back																									
	NY	13	6	90W x 34.5D x 25.25H	8.5	139	6,565	7,283	7,673	8,052	8,444	8,835	9,262	9,693	10,196	10,852	11,633	12,416	13,185	13,966	9,829	10,712	14,102	17,154	19,247

To Order Select Below

1. Series/Model/Style

- NY116
**NYC
Modular, One-Seat Unit,
Loose, No Back**
- NY126
**NYC
Modular, Two-Seat Unit,
Loose, No Back**
- NY136
**NYC
Modular, Three-Seat Unit,
Loose, No Back**

2. Upholstery Style

- Upholstery Style**
DF DUAL UPHOLSTERY
Dual upholstery option allows for a second textile to be applied to NYC seats and backs.
- 
One-Seat
Plinth 2.0 yds
Seat 2.0 yds
- Two-Seat**
Plinth 3.0 yds
Seats 3.0 yds
- Three-Seat**
Plinth 4.0 yds
Seats 4.5 yds

3. Leg Choice

- Leg Choice**
ALUMINUM LEGS WITH ADJUSTABLE GLIDES
C1

4. Leg Finish

- Standard Powder Coat**
 - BL BLUE
 - BM BLACK MATTE
 - BR BRASS
 - BT BLACK TWILIGHT
 - CP CHAMPAGNE
 - DB DARK BRONZE
 - DG DARK GRAY
 - DP DUSTY PINK
 - FG FOREST GREEN
 - LG LIGHT GRAY
 - MG MEADOW GREEN
 - MK MILK
 - MS METALLIC SILVER
- Polished Metal**

	1-Seat	2-Seat	3-Seat
AL POLISHED ALUMINUM/CHROME	+223	+223	+297

Chrome rails with polished aluminum legs.

5. Power

- Power**
Refer to power ordering steps on [page 7](#).

6. Options

- Options**
CT CONTRASTING THREAD

7. Upholstery

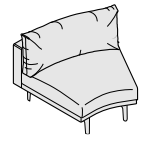
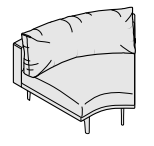
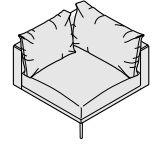
- Upholstery**
See general information section for details on textile program and COM/COL information.

Yardages provided are for non-directional fabrics that are applied railroaded. Directional fabrics may require additional yardage.

When specifying dual upholstery models, the higher of the two grades will determine price.

NYC

LOOSE: MODULAR CORNERS

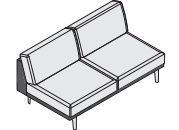
TITLE	SERIES	MODEL	STYLE	DIMENSIONS	COM	COL	Textile Upholstery Grades										Leather Upholstery Grades								
							YDG	SQFT	COM	A	B	COL	C	D	E	F	G	H	I	J	K	L	M	W	X
Modular 135 Degree Corner Loose Full Back Cushion 	NY	14	5	42W x 34.5D x 31H	6.3	82	4,153	4,661	4,936	5,204	5,482	5,756	6,061	6,362	6,718	7,179	7,730	8,285	8,826	9,379	6,069	6,587	8,482	8,783	9,739
Modular 150 Degree Corner Loose Full Back Cushion 	NY	15	5	40.38W x 34.5D x 31H	6	82	4,153	4,661	4,936	5,204	5,482	5,756	6,061	6,362	6,718	7,179	7,730	8,285	8,826	9,379	6,069	6,587	8,482	8,783	9,739
Modular 90 Degree Corner Loose Full Back Cushion 	NY	16	5	47.88W x 34.5D x 31H	6	110	4,450	4,873	5,103	5,326	5,556	5,787	6,038	6,290	6,587	6,973	7,432	7,893	8,344	8,805	7,040	7,741	10,012	11,146	12,732

To Order Select Below

1. Series/Model/Style

- NY145
NYC Modular, 135° Corner, Loose, Full Back Cushion
- NY155
NYC Modular, 150° Corner, Loose, Full Back Cushion
- NY165
NYC Modular, 90° Corner, Loose, Full Back Cushion

2. Upholstery Style

- Upholstery Style**
DF DUAL UPHOLSTERY
Dual upholstery option allows for a second textile to be applied to NYC seats and backs.

- 135° Corner**
Plinth 3.0 yds
Seat and Back 4.0 yds
- 150° Corner**
Plinth 3.0 yds
Seat and Back 4.0 yds
- 90° Corner**
Plinth 3.0 yds
Seat and Backs 4.0 yds

3. Leg Choice

- Leg Choice**
ALUMINUM LEGS WITH ADJUSTABLE GLIDES
C1

4. Leg Finish

- Standard Powder Coat**
 - BL BLUE
 - BM BLACK MATTE
 - BR BRASS
 - BT BLACK TWILIGHT
 - CP CHAMPAGNE
 - DB DARK BRONZE
 - DG DARK GRAY
 - DP DUSTY PINK
 - FG FOREST GREEN
 - LG LIGHT GRAY
 - MG MEADOW GREEN
 - MK MILK
 - MS METALLIC SILVER
- Polished Metal**
 - NK NICKEL
 - NV NAVY
 - OR ORANGE
 - PY PALE YELLOW
 - RD RED
 - RO RED ORANGE
 - RR RUSTY RED
 - SB SOFT BLUE
 - SD SAND
 - TC TERRACOTTA
 - TP TAUPE
 - TS TEXTURED SLATE
 - YL YELLOW
- AL POLISHED ALUMINUM/CHROME +223**

Chrome rails with polished aluminum legs.

5. Power

- Power**
Refer to power ordering steps on [page 7](#).

6. Options

- Options**
CT CONTRASTING THREAD

7. Upholstery

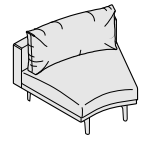
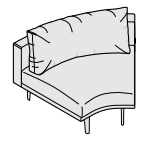
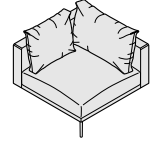
- Upholstery**
See general information section for details on textile program and COM/COL information.

Yardages provided are for non-directional fabrics that are applied railroaded. Directional fabrics may require additional yardage.

When specifying dual upholstery models, the higher of the two grades will determine price.

NYC

LOOSE: MODULAR CORNERS

TITLE	SERIES	MODEL	STYLE	DIMENSIONS	COM YDG	COL SQFT	Textile Upholstery Grades											Leather Upholstery Grades							
							COM	A	B	C	D	E	F	G	H	I	J	K	L	M	W	X	Y	E1	E2
Modular 135 Degree Corner Loose Partial Back Cushion 	NY	14	4	42W x 34.5D x 31H	6.3	82	4,153	4,661	4,936	5,204	5,482	5,756	6,061	6,362	6,718	7,179	7,730	8,285	8,826	9,379	6,069	6,587	8,482	8,783	9,739
Modular 150 Degree Corner Loose Partial Back Cushion 	NY	15	4	40.38W x 34.5D x 31H	6	82	4,153	4,661	4,936	5,204	5,482	5,756	6,061	6,362	6,718	7,179	7,730	8,285	8,826	9,379	6,069	6,587	8,482	8,783	9,739
Modular 90 Degree Corner Loose Partial Back Cushion 	NY	16	4	47.88W x 34.5D x 31H	6	110	4,450	4,873	5,103	5,326	5,556	5,787	6,038	6,290	6,587	6,973	7,432	7,893	8,344	8,805	7,040	7,741	10,012	11,146	12,732

To Order Select Below

1. Series/Model/Style

- NY144
NYC Modular, 135° Corner, Loose, Partial Back Cushion
- NY154
NYC Modular, 150° Corner, Loose, Partial Back Cushion
- NY164
NYC Modular, 90° Corner, Loose, Partial Back Cushion

2. Upholstery Style

- Upholstery Style**
DF DUAL UPHOLSTERY
Dual upholstery option allows for a second textile to be applied to NYC seats and backs.

- 135° Corner**
Plinth 3.0 yds
Seat and Back 4.0 yds
- 150° Corner**
Plinth 3.0 yds
Seat and Back 4.0 yds
- 90° Corner**
Plinth 3.0 yds
Seat and Backs 4.0 yds

3. Leg Choice

- Leg Choice**
C1 ALUMINUM LEGS WITH ADJUSTABLE GLIDES

4. Leg Finish

- Standard Powder Coat**

BL	BLUE	NK	NICKEL
BM	BLACK MATTE	NV	NAVY
BR	BRASS	OR	ORANGE
BT	BLACK TWILIGHT	PY	PALE YELLOW
CP	CHAMPAGNE	RD	RED
DB	DARK BRONZE	RO	RED ORANGE
DG	DARK GRAY	RR	RUSTY RED
DP	DUSTY PINK	SB	SOFT BLUE
FG	FOREST GREEN	SD	SAND
LG	LIGHT GRAY	TC	TERRACOTTA
MG	MEADOW GREEN	TP	TAUPE
MK	MILK	TS	TEXTURED SLATE
MS	METALLIC SILVER	YL	YELLOW
- Polished Metal**
AL POLISHED ALUMINUM/CHROME +223
Chrome rails with polished aluminum legs.

5. Power

- Power**
Refer to power ordering steps on [page 7](#).

6. Options

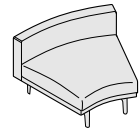
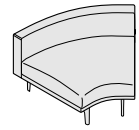
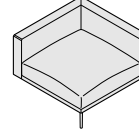
- Options**
CT CONTRASTING THREAD

7. Upholstery

- Upholstery**
See [general information section](#) for details on textile program and COM/COL information.
Yardages provided are for non-directional fabrics that are applied railroaded. Directional fabrics may require additional yardage.
When specifying dual upholstery models, the higher of the two grades will determine price.

NYC

LOOSE: MODULAR CORNERS

TITLE	SERIES	MODEL	STYLE	DIMENSIONS	COM	COL	Textile Upholstery Grades										Leather Upholstery Grades								
							YDG	SQFT	COM	A	B	COL	C	D	E	F	G	H	I	J	K	L	M	W	X
Modular 135 Degree Corner Loose No Back 	NY	14	6	42W x 34.5D x 25.25H	5	59	3,411	3,836	4,065	4,286	4,518	4,748	5,000	5,250	5,547	5,935	6,395	6,855	7,306	7,767	4,788	5,159	6,590	7,225	7,962
Modular 150 Degree Corner Loose No Back 	NY	15	6	40.38W x 34.5D x 25.25H	4.5	59	3,411	3,793	4,001	4,199	4,406	4,615	4,839	5,066	5,334	5,682	6,096	6,509	6,918	7,331	4,788	5,159	6,590	7,225	7,962
Modular 90 Degree Corner Loose No Back 	NY	16	6	47.88W x 34.5D x 25.25H	4.5	72	3,561	3,898	4,083	4,262	4,446	4,629	4,830	5,031	5,270	5,579	5,945	6,314	6,676	7,044	5,262	5,718	7,416	8,031	8,954

To Order Select Below

1. Series/Model/Style

- NY146
NYC Modular, 135° Corner, Loose, No Back
- NY156
NYC Modular, 150° Corner, Loose, No Back
- NY166
NYC Modular, 90° Corner, Loose, No Back

2. Upholstery Style

- Upholstery Style**
DF DUAL UPHOLSTERY
Dual upholstery option allows for a second textile to be applied to NYC seats and backs.
- 135° Corner**
Plinth 3.0 yds
Seat 2.0 yds
- 150° Corner**
Plinth 3.0 yds
Seat 2.0 yds
- 90° Corner**
Plinth 3.0 yds
Seat 2.0 yds

3. Leg Choice

- Leg Choice**
C1 ALUMINUM LEGS WITH ADJUSTABLE GLIDES

4. Leg Finish

- Standard Powder Coat**
 - BL BLUE
 - BM BLACK MATTE
 - BR BRASS
 - BT BLACK TWILIGHT
 - CP CHAMPAGNE
 - DB DARK BRONZE
 - DG DARK GRAY
 - DP DUSTY PINK
 - FG FOREST GREEN
 - LG LIGHT GRAY
 - MG MEADOW GREEN
 - MK MILK
 - MS METALLIC SILVER
 - NK NICKEL
 - NV NAVY
 - OR ORANGE
 - PY PALE YELLOW
 - RD RED
 - RO RED ORANGE
 - RR RUSTY RED
 - SB SOFT BLUE
 - SD SAND
 - TC TERRACOTTA
 - TP TAUPE
 - TS TEXTURED SLATE
 - YL YELLOW
- Polished Metal**
AL POLISHED ALUMINUM/CHROME **+223**

Chrome rails with polished aluminum legs.

5. Power

- Power**
Refer to power ordering steps on [page 7](#).

6. Options

- Options**
CT CONTRASTING THREAD

7. Upholstery

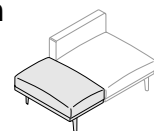
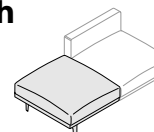
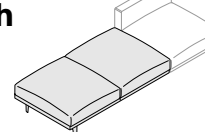
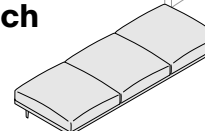
- Upholstery**
See general information section for details on textile program and COM/COL information.

Yardages provided are for non-directional fabrics that are applied railroaded. Directional fabrics may require additional yardage.

When specifying dual upholstery models, the higher of the two grades will determine price.

NYC

LOOSE: MODULAR IN-LINE BENCHES

TITLE	SERIES	MODEL	STYLE	DIMENSIONS	COM	COL	Textile Upholstery Grades										Leather Upholstery Grades								
							YDG	SQFT	COM	A	B	C	D	E	F	G	H	I	J	K	L	M	W	X	Y
Modular 2/3-Seat In-line Bench Loose 	NY	07	6	20W x 34.5D x 17.5H	3	47	1,831	2,093	2,233	2,370	2,513	2,654	2,809	2,966	3,148	3,388	3,671	3,955	4,235	4,519	2,809	3,060	3,944	4,341	5,074
Modular One-Seat In-line Bench Loose 	NY	04	6	30W x 34.5D x 17.5H	3	58	2,137	2,398	2,539	2,676	2,819	2,961	3,114	3,272	3,455	3,694	3,975	4,259	4,539	4,824	3,354	3,666	4,767	5,270	6,187
Modular Two-Seat In-line Bench Loose 	NY	05	6	60W x 34.5D x 17.5H	5.5	115	3,357	3,793	4,028	4,257	4,494	4,730	4,990	5,248	5,553	5,950	6,424	6,899	7,363	7,836	5,526	6,099	8,071	8,990	10,671
Modular Three-Seat In-line Bench Loose 	NY	06	6	90W x 34.5D x 17.5H	7.5	173	4,881	5,492	5,823	6,143	6,474	6,805	7,168	7,532	7,960	8,513	9,176	9,840	10,491	11,154	8,036	8,869	11,738	13,071	15,519

To Order Select Below

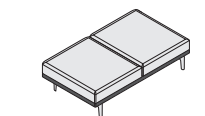
1. Series/Model/Style

- NY076
NYC Modular, 2/3-Seat In-line Bench, Loose
- NY046
NYC Modular, One-Seat In-line Bench, Loose
- NY056
NYC Modular, Two-Seat In-line Bench, Loose
- NY066
NYC Modular, Three-Seat In-line Bench, Loose

2. Upholstery Style

- Upholstery Style**
DF DUAL UPHOLSTERY

Dual upholstery option allows for a second textile to be applied to NYC seats and backs.
- 2/3-Seat In-Line Bench**
Plinth 1.5 yds
Seat 2.0 yds
- One-Seat In-Line Bench**
Plinth 1.5 yds
Seat 2.5 yds
- Two-Seat In-Line Bench**
Plinth 2.0 yds
Seats 4.0 yds
- Three-Seat In-Line Bench**
Plinth 2.0 yds
Seats 5.5 yds



3. Leg Choice

- Leg Choice**
C1 ALUMINUM LEGS WITH ADJUSTABLE GLIDES

4. Leg Finish

- Standard Powder Coat**

BL	BLUE	NK	NICKEL
BM	BLACK MATTE	NV	NAVY
BR	BRASS	OR	ORANGE
BT	BLACK TWILIGHT	PY	PALE YELLOW
CP	CHAMPAGNE	RD	RED
DB	DARK BRONZE	RO	RED ORANGE
DG	DARK GRAY	RR	RUSTY RED
DP	DUSTY PINK	SB	SOFT BLUE
FG	FOREST GREEN	SD	SAND
LG	LIGHT GRAY	TC	TERRACOTTA
MG	MEADOW GREEN	TP	TAUPE
MK	MILK	TS	TEXTURED SLATE
MS	METALLIC SILVER	YL	YELLOW
- Polished Metal**

	1-Seat	2-Seat	3-Seat
AL	POLISHED ALUMINUM/CHROME	+223	+223 +297

Chrome rails with polished aluminum legs.

5. Power

- Power**
Refer to power ordering steps on [page 7](#).

6. Options

- Options**
CT CONTRASTING THREAD

7. Upholstery

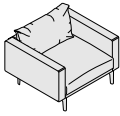
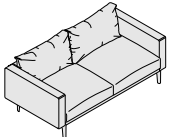
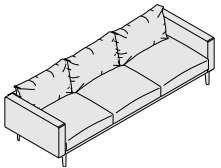
- Upholstery**
See general information section for details on textile program and COM/COL information.

Yardages provided are for non-directional fabrics that are applied railroaded. Directional fabrics may require additional yardage.

When specifying dual upholstery models, the higher of the two grades will determine price.

NYC

LOOSE: STAND ALONE SEATING, 4IN ARM

TITLE	SERIES	MODEL	STYLE	DIMENSIONS	YDG	SQFT	Textile Upholstery Grades										Leather Upholstery Grades									
							COM	COL	COM	A	B	C	D	E	F	G	H	I	J	K	L	M	W	X	Y	E1
Stand Alone Club Chair Loose 4in Arm Full Back Cushion 	NY	11	5	B24	38W x 34.5D x 31H	7	112	4,533	5,126	5,446	5,758	6,078	6,403	6,756	7,110	7,524	8,064	8,708	9,350	9,983	10,629	7,181	7,893	10,642	11,561	13,011
Stand Alone Two-Seat Sofa Loose 4in Arm Full Back Cushion 	NY	12	5	B24	68W x 34.5D x 31H	11	169	6,759	7,603	8,064	8,508	8,968	9,428	9,934	10,436	11,030	11,803	12,723	13,642	14,547	15,467	10,729	11,798	15,919	18,176	20,534
Stand Alone Three-Seat Sofa Loose 4in Arm Full Back Cushion 	NY	13	5	B24	98W x 34.5D x 31H	14	233	8,984	10,082	10,682	11,259	11,857	12,455	13,111	13,767	14,538	15,540	16,736	17,932	19,108	20,303	14,465	15,941	21,633	24,992	28,344

To Order Select Below

1. Series/Model/Style/Arm



NY115B24
NYC
Stand Alone, Club Chair
 Loose, 4in Arm,
 Full Back Cushion

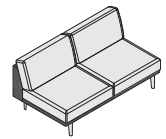
NY125B24
NYC
Stand Alone, Two-Seat Sofa, Loose, 4in Arm, Full Back Cushion

NY135B24
NYC
Stand Alone, Three-Seat Sofa, Loose, 4in Arm, Full Back Cushion

2. Upholstery Style



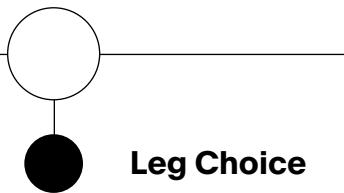
DF DUAL UPHOLSTERY
 Dual upholstery option allows for a second textile to be applied to NYC seats and backs.


Club Chair
 Plinth and Arms 4.5 yds
 Seat and Back 3.2 yds

Two-Seat Sofa
 Plinth and Arms 5.5 yds
 Seats and Backs 5.5 yds

Three-Seat Sofa
 Plinth and Arms 6.5 yds
 Seats and Backs 8.5 yds

3. Leg Choice



ALUMINUM LEGS WITH ADJUSTABLE GLIDES
 C1

4. Leg Finish



Standard Powder Coat
 BL BLUE
 BM BLACK MATTE
 BR BRASS
 BT BLACK TWILIGHT
 CP CHAMPAGNE
 DB DARK BRONZE
 DG DARK GRAY
 DP DUSTY PINK
 FG FOREST GREEN
 LG LIGHT GRAY
 MG MEADOW GREEN
 MK MILK
 MS METALLIC SILVER

Polished Metal

	1-Seat	2-Seat	3-Seat
AL POLISHED ALUMINUM/CHROME	+223	+223	+297

Chrome rails with polished aluminum legs.

5. Power



Power
 Refer to power ordering steps on [page 7](#).

6. Options



CT CONTRASTING THREAD

7. Upholstery



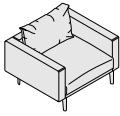
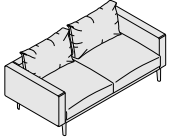
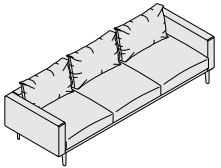
See general information section for details on textile program and COM/COL information.

Yardages provided are for non-directional fabrics that are applied railroaded. Directional fabrics may require additional yardage.

When specifying dual upholstery models, the higher of the two grades will determine price.

NYC

LOOSE: STAND ALONE SEATING, 4IN ARM

TITLE	SERIES	MODEL	STYLE	DIMENSIONS	YDG	SQFT	Textile Upholstery Grades										Leather Upholstery Grades									
							COM	COL	COM	A	B	C	D	E	F	G	H	I	J	K	L	M	W	X	Y	E1
Stand Alone Club Chair Loose 4in Arm Partial Back Cushion 	NY	11	4	B24	38W x 34.5D x 31H	7	112	4,533	5,126	5,446	5,758	6,078	6,403	6,756	7,110	7,524	8,064	8,708	9,350	9,983	10,629	7,181	7,893	10,642	11,561	13,011
Stand Alone Two-Seat Sofa Loose 4in Arm Partial Back Cushion 	NY	12	4	B24	68W x 34.5D x 31H	11	169	6,759	7,603	8,064	8,508	8,968	9,428	9,934	10,436	11,030	11,803	12,723	13,642	14,547	15,467	10,729	11,798	15,919	18,176	20,534
Stand Alone Three-Seat Sofa Loose 4in Arm Partial Back Cushion 	NY	13	4	B24	98W x 34.5D x 31H	14	233	8,984	10,082	10,682	11,259	11,857	12,455	13,111	13,767	14,538	15,540	16,736	17,932	19,108	20,303	14,465	15,941	21,633	24,992	28,344

To Order Select Below

1. Series/Model/Style/Arm

- NY114B24

NYC
Stand Alone, Club Chair
Loose, 4in Arm,
Partial Back Cushion
- NY124B24

NYC
Stand Alone, Two-Seat
Sofa, Loose, 4in Arm,
Partial Back Cushion
- NY134B24

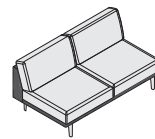
NYC
Stand Alone, Three-Seat
Sofa, Loose, 4in Arm,
Partial Back Cushion

2. Upholstery Style

- Upholstery Style**

DF DUAL UPHOLSTERY

Dual upholstery option allows for a second textile to be applied to NYC seats and backs.



Club Chair
Plinth and Arms 4.5 yds
Seat and Back 3.2 yds

Two-Seat Sofa
Plinth and Arms 5.5 yds
Seats and Backs 5.5 yds

Three-Seat Sofa
Plinth and Arms 6.5 yds
Seats and Backs 8.5 yds

3. Leg Choice

- Leg Choice**

C1 ALUMINUM LEGS WITH ADJUSTABLE GLIDES

4. Leg Finish

- Standard Powder Coat**

BL	BLUE	NK	NICKEL
BM	BLACK MATTE	NV	NAVY
BR	BRASS	OR	ORANGE
BT	BLACK TWILIGHT	PY	PALE YELLOW
CP	CHAMPAGNE	RD	RED
DB	DARK BRONZE	RO	RED ORANGE
DG	DARK GRAY	RR	RUSTY RED
DP	DUSTY PINK	SB	SOFT BLUE
FG	FOREST GREEN	SD	SAND
LG	LIGHT GRAY	TC	TERRACOTTA
MG	MEADOW GREEN	TP	TAUPE
MK	MILK	TS	TEXTURED SLATE
MS	METALLIC SILVER	YL	YELLOW
- Polished Metal**

	1-Seat	2-Seat	3-Seat
AL	POLISHED ALUMINUM/CHROME	+223	+223 +297

Chrome rails with polished aluminum legs.

5. Power

- Power**

Refer to power ordering steps on [page 7](#).

6. Options

- Options**

CT CONTRASTING THREAD

7. Upholstery

- Upholstery**

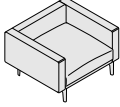
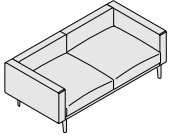
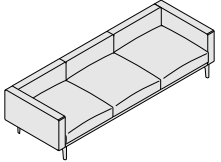
See [general information section](#) for details on textile program and COM/COL information.

Yardages provided are for non-directional fabrics that are applied railroaded. Directional fabrics may require additional yardage.

When specifying dual upholstery models, the higher of the two grades will determine price.

NYC

LOOSE: STAND ALONE SEATING, 4IN ARM

TITLE	SERIES	MODEL	STYLE	DIMENSIONS	YDG	SQFT	Textile Upholstery Grades										Leather Upholstery Grades									
							COM	COL	COM	A	B	C	D	E	F	G	H	I	J	K	L	M	W	X	Y	E1
Stand Alone Club Chair Loose 4in Arm No Back 	NY	11	6	B24	38W x 34.5D x 25.25H	6	90	4,051	4,559	4,834	5,102	5,377	5,653	5,957	6,259	6,615	7,077	7,629	8,182	8,723	9,276	6,185	6,760	8,975	9,801	10,987
Stand Alone Two-Seat Sofa Loose 4in Arm No Back 	NY	12	6	B24	68W x 34.5D x 25.25H	8.5	128	5,794	6,469	6,838	7,196	7,560	7,930	8,333	8,736	9,211	9,829	10,564	11,300	12,025	12,762	8,819	9,634	12,774	15,566	17,504
Stand Alone Three-Seat Sofa Loose 4in Arm No Back 	NY	13	6	B24	98W x 34.5D x 25.25H	11	173	7,537	8,466	8,973	9,463	9,969	10,474	11,028	11,585	12,236	13,084	14,096	15,107	16,103	17,117	11,613	12,713	16,947	20,752	23,374

To Order Select Below

1. Series/Model/Style/Arm

- NY116B24

NYC
Stand Alone, Club Chair
Loose, 4in Arm,
No Back
- NY126B24

NYC
Stand Alone, Two-Seat
Sofa, Loose, 4in Arm,
No Back
- NY136B24

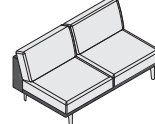
NYC
Stand Alone, Three-Seat
Sofa, Loose, 4in Arm,
No Back

2. Upholstery Style

- Upholstery Style**

DF DUAL UPHOLSTERY

Dual upholstery option allows for a second textile to be applied to NYC seats and backs.



Club Chair
Plinth and Arms 4.5 yds
Seat 2.0 yds

Two-Seat Sofa
Plinth and Arms 5.5 yds
Seats 3.0 yds

Three-Seat Sofa
Plinth and Arms 6.5 yds
Seats 4.5 yds

3. Leg Choice

- Leg Choice**

C1 ALUMINUM LEGS WITH ADJUSTABLE GLIDES

4. Leg Finish

- Standard Powder Coat**

BL	BLUE	NK	NICKEL
BM	BLACK MATTE	NV	NAVY
BR	BRASS	OR	ORANGE
BT	BLACK TWILIGHT	PY	PALE YELLOW
CP	CHAMPAGNE	RD	RED
DB	DARK BRONZE	RO	RED ORANGE
DG	DARK GRAY	RR	RUSTY RED
DP	DUSTY PINK	SB	SOFT BLUE
FG	FOREST GREEN	SD	SAND
LG	LIGHT GRAY	TC	TERRACOTTA
MG	MEADOW GREEN	TP	TAUPE
MK	MILK	TS	TEXTURED SLATE
MS	METALLIC SILVER	YL	YELLOW
- Polished Metal**

	1-Seat	2-Seat	3-Seat	
AL	POLISHED ALUMINUM/CHROME	+223	+223	+297

Chrome rails with polished aluminum legs.

5. Power

- Power**

Refer to power ordering steps on [page 7](#).

6. Options

- Options**

CT CONTRASTING THREAD

7. Upholstery

- Upholstery**


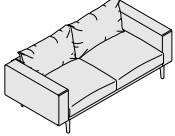
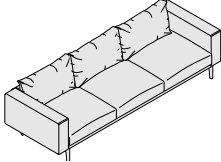
See [general information section](#) for details on textile program and COM/COL information.

Yardages provided are for non-directional fabrics that are applied railroaded. Directional fabrics may require additional yardage.

When specifying dual upholstery models, the higher of the two grades will determine price.

NYC

LOOSE: STAND ALONE SEATING, 6IN ARM

TITLE	SERIES	MODEL	STYLE	DIMENSIONS	COM	COL	Textile Upholstery Grades											Leather Upholstery Grades								
							YDG	SQFT	COM	A	B	C	D	E	F	G	H	I	J	K	L	M	W	X	Y	E1
Stand Alone Club Chair Loose 6in Arm Full Back Cushion 	NY	11	5	B26	42W x 34.5D x 31H	7	118	4,533	5,126	5,446	5,758	6,078	6,403	6,756	7,110	7,524	8,064	8,708	9,350	9,983	10,629	7,288	8,031	10,891	11,879	13,396
Stand Alone Two-Seat Sofa Loose 6in Arm Full Back Cushion 	NY	12	5	B26	72W x 34.5D x 31H	11	175	6,759	7,603	8,064	8,508	8,968	9,428	9,934	10,436	11,030	11,803	12,723	13,642	14,547	15,467	10,835	11,936	16,169	18,495	20,918
Stand Alone Three-Seat Sofa Loose 6in Arm Full Back Cushion 	NY	13	5	B26	102W x 34.5D x 31H	14	239	8,984	10,082	10,682	11,259	11,857	12,455	13,111	13,767	14,538	15,540	16,736	17,932	19,108	20,303	14,572	16,079	21,882	24,992	28,728

To Order Select Below

1. Series/Model/Style/Arm

- NY115B26

NYC
Stand Alone, Club Chair
Loose, 6in Arm,
Full Back Cushion
- NY125B26

NYC
Stand Alone, Two-Seat
Sofa, Loose, 6in Arm,
Full Back Cushion
- NY135B26

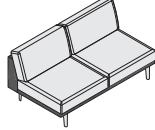
NYC
Stand Alone, Three-Seat
Sofa, Loose, 6in Arm,
Full Back Cushion

2. Upholstery Style

- Upholstery Style**

DF DUAL UPHOLSTERY

Dual upholstery option allows for a second textile to be applied to NYC seats and backs.



Club Chair
Plinth and Arms 4.5 yds
Seat and Back 3.2 yds

Two-Seat Sofa
Plinth and Arms 5.5 yds
Seats and Backs 5.5 yds

Three-Seat Sofa
Plinth and Arms 6.5 yds
Seats and Backs 8.5 yds

3. Leg Choice

- Leg Choice**

C1 ALUMINUM LEGS WITH ADJUSTABLE GLIDES

4. Leg Finish

- Standard Powder Coat**

BL	BLUE	NK	NICKEL
BM	BLACK MATTE	NV	NAVY
BR	BRASS	OR	ORANGE
BT	BLACK TWILIGHT	PY	PALE YELLOW
CP	CHAMPAGNE	RD	RED
DB	DARK BRONZE	RO	RED ORANGE
DG	DARK GRAY	RR	RUSTY RED
DP	DUSTY PINK	SB	SOFT BLUE
FG	FOREST GREEN	SD	SAND
LG	LIGHT GRAY	TC	TERRACOTTA
MG	MEADOW GREEN	TP	TAUPE
MK	MILK	TS	TEXTURED SLATE
MS	METALLIC SILVER	YL	YELLOW
- Polished Metal**

	1-Seat	2-Seat	3-Seat
AL	POLISHED ALUMINUM/CHROME	+223	+223 +297

Chrome rails with polished aluminum legs.

5. Power

- Power**

Refer to power ordering steps on [page 7](#).

6. Options

- Options**

CT CONTRASTING THREAD

7. Upholstery

- Upholstery**

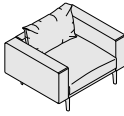
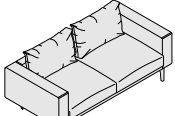
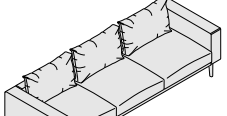
See general information section for details on textile program and COM/COL information.

Yardages provided are for non-directional fabrics that are applied railroaded. Directional fabrics may require additional yardage.

When specifying dual upholstery models, the higher of the two grades will determine price.

NYC

LOOSE: STAND ALONE SEATING, 6IN ARM

TITLE	SERIES	MODEL	STYLE	DIMENSIONS	COM	COL	Textile Upholstery Grades										Leather Upholstery Grades									
							YDG	SQFT	COM	A	B	C	D	E	F	G	H	I	J	K	L	M	W	X	Y	E1
Stand Alone Club Chair Loose 6in Arm Partial Back Cushion 	NY	11	4	B26	42W x 34.5D x 31H	7	118	4,533	5,126	5,446	5,758	6,078	6,403	6,756	7,110	7,524	8,064	8,708	9,350	9,983	10,629	7,288	8,031	10,891	11,879	13,396
Stand Alone Two-Seat Sofa Loose 6in Arm Partial Back Cushion 	NY	12	4	B26	72W x 34.5D x 31H	11	175	6,759	7,603	8,064	8,508	8,968	9,428	9,934	10,436	11,030	11,803	12,723	13,642	14,547	15,467	10,835	11,936	16,169	18,495	20,918
Stand Alone Three-Seat Sofa Loose 6in Arm Partial Back Cushion 	NY	13	4	B26	102W x 34.5D x 31H	14	239	8,984	10,082	10,682	11,259	11,857	12,455	13,111	13,767	14,538	15,540	16,736	17,932	19,108	20,303	14,572	16,079	21,882	24,992	28,728

To Order Select Below

1. Series/Model/Style/Arm

- NY114B26

NYC
Stand Alone, Club Chair
Loose, 6in Arm,
Partial Back Cushion
- NY124B26

NYC
Stand Alone, Two-Seat
Sofa, Loose, 6in Arm,
Partial Back Cushion
- NY134B26

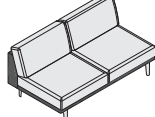
NYC
Stand Alone, Three-Seat
Sofa, Loose, 6in Arm,
Partial Back Cushion

2. Upholstery Style

- Upholstery Style**

DF DUAL UPHOLSTERY

Dual upholstery option allows for a second textile to be applied to NYC seats and backs.



Club Chair
Plinth and Arms 4.5 yds
Seat and Back 3.2 yds

Two-Seat Sofa
Plinth and Arms 5.5 yds
Seats and Backs 5.5 yds

Three-Seat Sofa
Plinth and Arms 6.5 yds
Seats and Backs 8.5 yds

3. Leg Choice

- Leg Choice**

C1 ALUMINUM LEGS WITH ADJUSTABLE GLIDES

4. Leg Finish

- Standard Powder Coat**

BL	BLUE	NK	NICKEL
BM	BLACK MATTE	NV	NAVY
BR	BRASS	OR	ORANGE
BT	BLACK TWILIGHT	PY	PALE YELLOW
CP	CHAMPAGNE	RD	RED
DB	DARK BRONZE	RO	RED ORANGE
DG	DARK GRAY	RR	RUSTY RED
DP	DUSTY PINK	SB	SOFT BLUE
FG	FOREST GREEN	SD	SAND
LG	LIGHT GRAY	TC	TERRACOTTA
MG	MEADOW GREEN	TP	TAUPE
MK	MILK	TS	TEXTURED SLATE
MS	METALLIC SILVER	YL	YELLOW
- Polished Metal**

	1-Seat	2-Seat	3-Seat
AL	POLISHED ALUMINUM/CHROME	+223	+223 +297

Chrome rails with polished aluminum legs.

5. Power

- Power**

Refer to power ordering steps on [page 7](#).

6. Options

- Options**

CT CONTRASTING THREAD

7. Upholstery

- Upholstery**

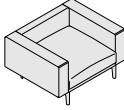
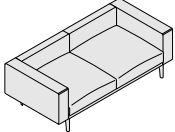
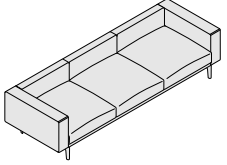
See [general information section](#) for details on textile program and COM/COL information.

Yardages provided are for non-directional fabrics that are applied railroaded. Directional fabrics may require additional yardage.

When specifying dual upholstery models, the higher of the two grades will determine price.

NYC

LOOSE: STAND ALONE SEATING, 6IN ARM

TITLE	SERIES	MODEL	STYLE	DIMENSIONS	YDG	SQFT	Textile Upholstery Grades										Leather Upholstery Grades									
							COM	COL	COM	A	B	C	D	E	F	G	H	I	J	K	L	M	W	X	Y	E1
Stand Alone Club Chair Loose 6in Arm No Back 	NY	11	6	B26	42W x 34.5D x 25.25H	6	96	4,051	4,559	4,834	5,102	5,377	5,653	5,957	6,259	6,615	7,077	7,629	8,182	8,723	9,276	6,292	6,899	9,225	10,120	11,372
Stand Alone Two-Seat Sofa Loose 6in Arm No Back 	NY	12	6	B26	72W x 34.5D x 25.25H	8.5	134	5,794	6,469	6,838	7,196	7,560	7,930	8,333	8,736	9,211	9,829	10,564	11,300	12,025	12,762	8,927	9,771	13,023	15,908	17,913
Stand Alone Three-Seat Sofa Loose 6in Arm No Back 	NY	13	6	B26	102W x 34.5D x 25.25H	11	179	7,537	8,466	8,973	9,463	9,969	10,474	11,028	11,585	12,236	13,084	14,096	15,107	16,103	17,117	11,721	12,852	17,195	21,092	23,785

To Order Select Below

1. Series/Model/Style/Arm

- NY116B26

NYC
Stand Alone, Club Chair
Loose, 6in Arm,
No Back
- NY126B26

NYC
Stand Alone, Two-Seat
Sofa, Loose, 6in Arm,
No Back
- NY136B26

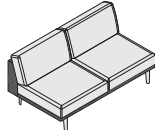
NYC
Stand Alone, Three-Seat
Sofa, Loose, 6in Arm,
No Back

2. Upholstery Style

- Upholstery Style**

DF DUAL UPHOLSTERY

Dual upholstery option allows for a second textile to be applied to NYC seats and backs.



Club Chair
Plinth and Arms 4.5 yds
Seat 2.0 yds

Two-Seat Sofa
Plinth and Arms 5.5 yds
Seats 3.0 yds

Three-Seat Sofa
Plinth and Arms 6.5 yds
Seats 4.5 yds

3. Leg Choice

- Leg Choice**

C1 ALUMINUM LEGS WITH ADJUSTABLE GLIDES

4. Leg Finish

- Standard Powder Coat**

BL	BLUE	NK	NICKEL
BM	BLACK MATTE	NV	NAVY
BR	BRASS	OR	ORANGE
BT	BLACK TWILIGHT	PY	PALE YELLOW
CP	CHAMPAGNE	RD	RED
DB	DARK BRONZE	RO	RED ORANGE
DG	DARK GRAY	RR	RUSTY RED
DP	DUSTY PINK	SB	SOFT BLUE
FG	FOREST GREEN	SD	SAND
LG	LIGHT GRAY	TC	TERRACOTTA
MG	MEADOW GREEN	TP	TAUPE
MK	MILK	TS	TEXTURED SLATE
MS	METALLIC SILVER	YL	YELLOW
- Polished Metal**

	1-Seat	2-Seat	3-Seat	
AL	POLISHED ALUMINUM/CHROME	+223	+223	+297

Chrome rails with polished aluminum legs.

5. Power

- Power**

Refer to power ordering steps on [page 7](#).

6. Options

- Options**

CT CONTRASTING THREAD

7. Upholstery

- Upholstery**

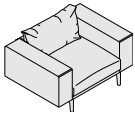
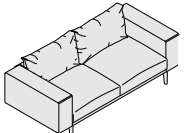
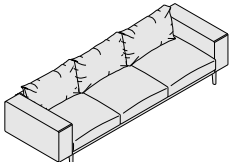
See [general information section](#) for details on textile program and COM/COL information.

Yardages provided are for non-directional fabrics that are applied railroaded. Directional fabrics may require additional yardage.

When specifying dual upholstery models, the higher of the two grades will determine price.

NYC

LOOSE: STAND ALONE SEATING, 9IN ARM

TITLE	SERIES	MODEL	STYLE	DIMENSIONS	YDG	SQFT	Textile Upholstery Grades										Leather Upholstery Grades									
							COM	COL	COM	A	B	C	D	E	F	G	H	I	J	K	L	M	W	X	Y	E1
Stand Alone Club Chair Loose 9in Arm Full Back Cushion 	NY	11	5	B29	48W x 34.5D x 31H	9	122	4,533	5,293	5,708	6,108	6,522	6,936	7,389	7,845	8,378	9,072	9,898	10,729	11,543	12,371	7,396	8,167	11,138	12,200	13,780
Stand Alone Two-Seat Sofa Loose 9in Arm Full Back Cushion 	NY	12	5	B29	78W x 34.5D x 31H	13	179	6,759	7,772	8,323	8,858	9,411	9,962	10,566	11,173	11,885	12,810	13,916	15,017	16,103	17,208	10,943	12,073	16,416	18,814	21,303
Stand Alone Three-Seat Sofa Loose 9in Arm Full Back Cushion 	NY	13	5	B29	108W x 34.5D x 31H	17	243	8,984	10,251	10,942	11,610	12,300	12,989	13,746	14,503	15,392	16,550	17,929	19,308	20,666	22,045	14,680	16,215	22,131	25,321	29,113

To Order Select Below

1. Series/Model/Style/Arm



NY115B29
NYC
Stand Alone, Club Chair
Loose, 9in Arm,
Full Back Cushion

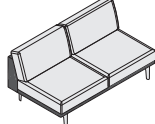
NY125B29
NYC
Stand Alone, Two-Seat
Sofa, Loose, 9in Arm,
Full Back Cushion

NY135B29
NYC
Stand Alone, Three-Seat
Sofa, Loose, 9in Arm,
Full Back Cushion

2. Upholstery Style



DF DUAL UPHOLSTERY
 Dual upholstery option allows for a second textile to be applied to NYC seats and backs.

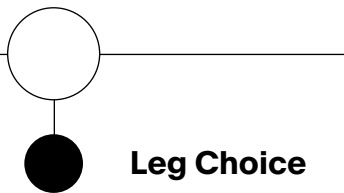


Club Chair
 Plinth and Arms 7.0 yds
 Seat and Back 3.2 yds

Two-Seat Sofa
 Plinth and Arms 7.5 yds
 Seats and Backs 5.5 yds

Three-Seat Sofa
 Plinth and Arms 9.0 yds
 Seats and Backs 8.5 yds

3. Leg Choice



ALUMINUM LEGS WITH ADJUSTABLE GLIDES
 C1

4. Leg Finish



Standard Powder Coat

BL	BLUE
BM	BLACK MATTE
BR	BRASS
BT	BLACK TWILIGHT
CP	CHAMPAGNE
DB	DARK BRONZE
DG	DARK GRAY
DP	DUSTY PINK
FG	FOREST GREEN
LG	LIGHT GRAY
MG	MEADOW GREEN
MK	MILK
MS	METALLIC SILVER

Polished Metal

	1-Seat	2-Seat	3-Seat	
AL	POLISHED ALUMINUM/CHROME	+223	+223	+297

Chrome rails with polished aluminum legs.

5. Power



Power
 Refer to power ordering steps on [page 7](#).

6. Options



CT CONTRASTING THREAD

7. Upholstery



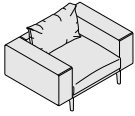
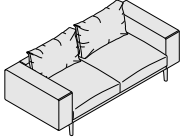
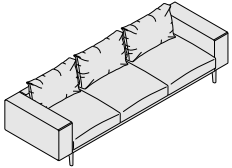
See general information section for details on textile program and COM/COL information.

Yardages provided are for non-directional fabrics that are applied railroaded. Directional fabrics may require additional yardage.

When specifying dual upholstery models, the higher of the two grades will determine price.

NYC

LOOSE: STAND ALONE SEATING, 9IN ARM

TITLE	SERIES	MODEL	STYLE	DIMENSIONS	YDG	SQFT	Textile Upholstery Grades										Leather Upholstery Grades									
							COM	COL	COM	A	B	C	D	E	F	G	H	I	J	K	L	M	W	X	Y	E1
Stand Alone Club Chair Loose 9in Arm Partial Back Cushion 	NY	11	4	B29	48W x 34.5D x 31H	9	122	4,533	5,293	5,708	6,108	6,522	6,936	7,389	7,845	8,378	9,072	9,898	10,729	11,543	12,371	7,396	8,167	11,138	12,200	13,780
Stand Alone Two-Seat Sofa Loose 9in Arm Partial Back Cushion 	NY	12	4	B29	78W x 34.5D x 31H	13	179	6,759	7,772	8,323	8,858	9,411	9,962	10,566	11,173	11,885	12,810	13,916	15,017	16,103	17,208	10,943	12,073	16,416	18,814	21,303
Stand Alone Three-Seat Sofa Loose 9in Arm Partial Back Cushion 	NY	13	4	B29	108W x 34.5D x 31H	17	243	8,984	10,251	10,942	11,610	12,300	12,989	13,746	14,503	15,392	16,550	17,929	19,308	20,666	22,045	14,680	16,215	22,131	25,321	29,113

To Order Select Below

1. Series/Model/Style/Arm



NY114B29
NYC
Stand Alone, Club Chair
Loose, 9in Arm,
Partial Back Cushion

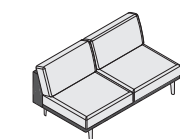
NY124B29
NYC
Stand Alone, Two-Seat
Sofa, Loose, 9in Arm,
Partial Back Cushion

NY134B29
NYC
Stand Alone, Three-Seat
Sofa, Loose, 9in Arm,
Partial Back Cushion

2. Upholstery Style



DF DUAL UPHOLSTERY
 Dual upholstery option allows for a second textile to be applied to NYC seats and backs.

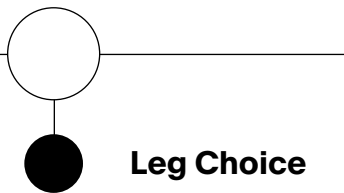


Club Chair
 Plinth and Arms 7.0 yds
 Seat and Back 3.2 yds

Two-Seat Sofa
 Plinth and Arms 7.5 yds
 Seats and Backs 5.5 yds

Three-Seat Sofa
 Plinth and Arms 9.0 yds
 Seats and Backs 8.5 yds

3. Leg Choice



ALUMINUM LEGS WITH ADJUSTABLE GLIDES
 C1

4. Leg Finish



Standard Powder Coat

BL	BLUE
BM	BLACK MATTE
BR	BRASS
BT	BLACK TWILIGHT
CP	CHAMPAGNE
DB	DARK BRONZE
DG	DARK GRAY
DP	DUSTY PINK
FG	FOREST GREEN
LG	LIGHT GRAY
MG	MEADOW GREEN
MK	MILK
MS	METALLIC SILVER

Polished Metal

	1-Seat	2-Seat	3-Seat	
AL	POLISHED ALUMINUM/CHROME	+223	+223	+297

Chrome rails with polished aluminum legs.

5. Power



Power
 Refer to power ordering steps on [page 7](#).

6. Options



CT CONTRASTING THREAD

7. Upholstery



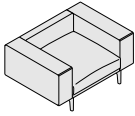
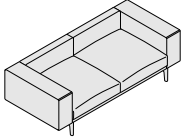
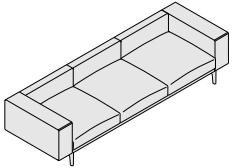
See general information section for details on textile program and COM/COL information.

Yardages provided are for non-directional fabrics that are applied railroaded. Directional fabrics may require additional yardage.

When specifying dual upholstery models, the higher of the two grades will determine price.

NYC

LOOSE: STAND ALONE SEATING, 9IN ARM

TITLE	SERIES	MODEL	STYLE	DIMENSIONS	YDG	SQFT	Textile Upholstery Grades											Leather Upholstery Grades								
							COM	COL	COM	A	B	C	D	E	F	G	H	I	J	K	L	M	W	X	Y	E1
Stand Alone Club Chair Loose 9in Arm No Back 	NY	11	6	B29	48W x 34.5D x 25.25H	8	100	4,051	4,726	5,094	5,452	5,818	6,187	6,591	6,994	7,469	8,085	8,820	9,557	10,281	11,018	6,401	7,034	9,472	10,438	11,757
Stand Alone Two-Seat Sofa Loose 9in Arm No Back 	NY	12	6	B29	78W x 34.5D x 25.25H	11	138	5,794	6,639	7,099	7,544	8,004	8,464	8,968	9,472	10,065	10,839	11,759	12,677	13,581	14,503	9,034	9,908	13,271	16,245	18,324
Stand Alone Three-Seat Sofa Loose 9in Arm No Back 	NY	13	6	B29	108W x 34.5D x 25.25H	13	183	7,537	8,635	9,236	9,812	10,411	11,008	11,666	12,320	13,092	14,094	15,291	16,486	17,662	18,856	11,828	12,987	17,444	21,434	24,195

To Order Select Below

1. Series/Model/Style/Arm

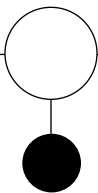


NY116B29
NYC
Stand Alone, Club Chair
Loose, 6in Arm,
No Back

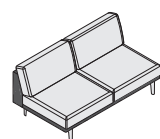
NY126B29
NYC
Stand Alone, Two-Seat
Sofa, Loose, 6in Arm,
No Back

NY136B29
NYC
Stand Alone, Three-Seat
Sofa, Loose, 6in Arm,
No Back

2. Upholstery Style



Upholstery Style
 DF DUAL UPHOLSTERY
 Dual upholstery option allows for a second textile to be applied to NYC seats and backs.

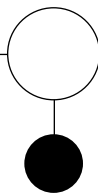


Club Chair
 Plinth and Arms 7.0 yds
 Seat 2.0 yds

Two-Seat Sofa
 Plinth and Arms 7.5 yds
 Seats 3.0 yds

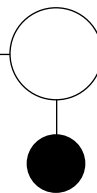
Three-Seat Sofa
 Plinth and Arms 9.0 yds
 Seats 4.5 yds

3. Leg Choice



Leg Choice
 ALUMINUM LEGS WITH ADJUSTABLE GLIDES
 C1

4. Leg Finish



Standard Powder Coat

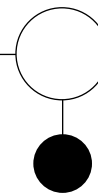
BL	BLUE	NK	NICKEL
BM	BLACK MATTE	NV	NAVY
BR	BRASS	OR	ORANGE
BT	BLACK TWILIGHT	PY	PALE YELLOW
CP	CHAMPAGNE	RD	RED
DB	DARK BRONZE	RO	RED ORANGE
DG	DARK GRAY	RR	RUSTY RED
DP	DUSTY PINK	SB	SOFT BLUE
FG	FOREST GREEN	SD	SAND
LG	LIGHT GRAY	TC	TERRACOTTA
MG	MEADOW GREEN	TP	TAUPE
MK	MILK	TS	TEXTURED SLATE
MS	METALLIC SILVER	YL	YELLOW

Polished Metal

	1-Seat	2-Seat	3-Seat	
AL	POLISHED ALUMINUM/CHROME	+223	+223	+297

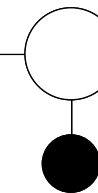
Chrome rails with polished aluminum legs.

5. Power



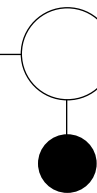
Power
 Refer to power ordering steps on [page 7](#).

6. Options



Options
 CT CONTRASTING THREAD

7. Upholstery



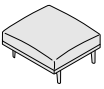
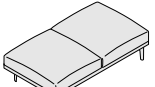
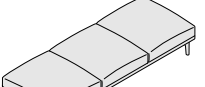
Upholstery
 See [general information section](#) for details on textile program and COM/COL information.

Yardages provided are for non-directional fabrics that are applied railroaded. Directional fabrics may require additional yardage.

When specifying dual upholstery models, the higher of the two grades will determine price.

NYC

LOOSE: STAND ALONE BENCHES

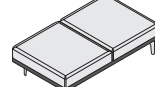
TITLE	SERIES	MODEL	STYLE	DIMENSIONS	COM	COL	Textile Upholstery Grades										Leather Upholstery Grades								
							YDG	SQFT	COM	A	B	C	D	E	F	G	H	I	J	K	L	M	W	X	Y
Stand Alone One-Seat Bench Loose 	NY	01	6	30W x 33.5D x 17.5H	3	58	2,748	3,007	3,148	3,285	3,429	3,570	3,725	3,883	4,065	4,305	4,586	4,871	5,150	5,434	3,988	4,323	5,450	5,986	6,905
Stand Alone Two-Seat Bench Loose 	NY	02	6	60W x 33.5D x 17.5H	5.5	115	3,357	3,793	4,028	4,257	4,494	4,730	4,990	5,248	5,553	5,950	6,424	6,899	7,363	7,836	5,526	6,099	8,071	8,990	10,671
Stand Alone Three-Seat Bench Loose 	NY	03	6	90W x 33.5D x 17.5H	7.5	173	4,881	5,492	5,823	6,143	6,474	6,805	7,168	7,532	7,960	8,513	9,176	9,840	10,491	11,154	8,036	8,869	11,738	13,071	15,519

To Order Select Below

1. Series/Model/Style

- NY016
NYC Stand Alone, One-Seat Bench, Loose
- NY026
NYC Stand Alone, Two-Seat Bench, Loose
- NY036
NYC Stand-Alone, Three-Seat Bench, Loose

2. Upholstery Style

- Upholstery Style**
DF DUAL UPHOLSTERY
Dual upholstery option allows for a second textile to be applied to NYC seats and backs.

- One-Seat Stand Alone Bench**
Plinth 1.5 yds
Seat 2.5 yds
- Two-Seat Stand Alone Bench**
Plinth 2.0 yds
Seats 4.0 yds
- Three-Seat Stand Alone Bench**
Plinth 2.0 yds
Seats 5.5 yds

3. Leg Choice

- Leg Choice**
ALUMINUM LEGS WITH ADJUSTABLE GLIDES
C1

4. Leg Finish

- Standard Powder Coat**

BL	BLUE	NK	NICKEL
BM	BLACK MATTE	NV	NAVY
BR	BRASS	OR	ORANGE
BT	BLACK TWILIGHT	PY	PALE YELLOW
CP	CHAMPAGNE	RD	RED
DB	DARK BRONZE	RO	RED ORANGE
DG	DARK GRAY	RR	RUSTY RED
DP	DUSTY PINK	SB	SOFT BLUE
FG	FOREST GREEN	SD	SAND
LG	LIGHT GRAY	TC	TERRACOTTA
MG	MEADOW GREEN	TP	TAUPE
MK	MILK	TS	TEXTURED SLATE
MS	METALLIC SILVER	YL	YELLOW
- Polished Metal**

	1-Seat	2-Seat	3-Seat
AL	POLISHED ALUMINUM/CHROME	+223	+223 +297

Chrome rails with polished aluminum legs.

5. Power

- Power**
Refer to power ordering steps on [page 7](#).

6. Options

- Options**
CT CONTRASTING THREAD

7. Upholstery

- Upholstery**
See general information section for details on textile program and COM/COL information.

Yardages provided are for non-directional fabrics that are applied railroaded. Directional fabrics may require additional yardage.

When specifying dual upholstery models, the higher of the two grades will determine price.

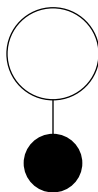
NYC

MODULAR ARMS

TITLE	SERIES	MODEL	STYLE	DIMENSIONS	COM	COL	Textile Upholstery Grades													Leather Upholstery Grades						
							YDG	SQFT	COM	A	B	COL	C	D	E	F	G	H	I	J	K	L	M	W	X	Y
4inch Arm																										
6inch Arm																										
9inch Arm																										

To Order Select Below

1. Series/Model



NY24
**NYC
4in Arm**

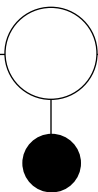
NY26

**NYC
6in Arm**

NY29

**NYC
9in Arm**

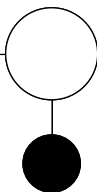
2. Arm Orientation



Arm Orientation

L LEFT ORIENTATION WHEN SEATED
R RIGHT ORIENTATION WHEN SEATED

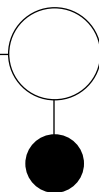
3. Options



Options

CT CONTRASTING THREAD

4. Upholstery

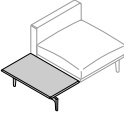
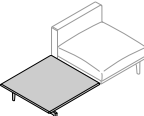
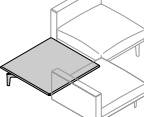
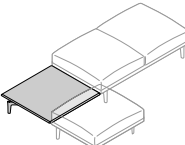


Upholstery

**See general information section
for details on textile program and
COM/COL information.**

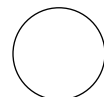
NYC

TABLES

						Customer's Own Top				
TITLE		SERIES	MODEL	STYLE	DIMENSIONS	COT	CS51	CS52	CS65	CS96
Modular 2/3 In-line Table		NY	53		20W x 33.5D x 11.5H	929	3,209	3,209	3,672	5,526
Modular Full In-line Table		NY	51		33.5W x 33.5D x 11.5H	1,083	5,675	5,675	6,602	9,384
Modular Corner In-line Table		NY	55		34.5W x 34.5D x 11.5H	1,083	5,675	5,675	6,602	9,384
Stand Alone Bench Corner Table		NY	57		33.5W x 33.5D x 11.5H	1,083	5,675	5,675	6,602	9,384

To Order Select Below

1. Series/Model/Style



NY53

**NYC
Modular 2/3 In-line Table**

NY51

**NYC
Modular Full In-line Table**

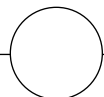
NY055

**NYC
Modular Corner In-line
Table**

NY057

**NYC
Stand Alone Bench
Corner Table**

2. Top



Caesarstone

CS51 JET BLACK

CS52 SLEEK CONCRETE

CS65 PURE WHITE

CS96 STATUARIO NUVO

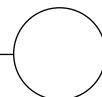


Customer's Own Top

COT CUSTOMER'S OWN TOP

Template for Customer's Own Top
Stylex will supply digital templates for all table styles, or you may request a physical template from Stylex Customer Service.

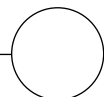
3. Leg Choice



Leg Choice

ALUMINUM LEGS WITH
C1 ADJUSTABLE GLIDES

4. Leg Finish



Standard Powder Coat

BL BLUE

BM BLACK MATTE

BR BRASS

BT BLACK TWILIGHT

CP CHAMPAGNE

DB DARK BRONZE

DG DARK GRAY

DP DUSTY PINK

FG FOREST GREEN

LG LIGHT GRAY

MG MEADOW GREEN

MK MILK

MS METALLIC SILVER

NK NICKEL

NV NAVY

OR ORANGE

PY PALE YELLOW

RD RED

RO RED ORANGE

RR RUSTY RED

SB SOFT BLUE

SD SAND

TC TERRACOTTA

TP TAUPE

TS TEXTURED SLATE

YL YELLOW










Polished Metal

AL POLISHED ALUMINUM/CHROME

+247

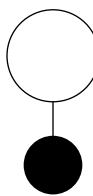
Chrome rails with polished aluminum legs.

NYC

TITLE	SERIES	MODEL	STYLE	DIMENSIONS	Textile Upholstery Grades											Leather Upholstery Grades									
					COM	COL	COM	A	B	COL	C	D	E	F	G	H	I	J	K	L	M	W	X	Y	E1
24 × 24in Throw Pillow 	NY	71		24 × 24	2	18	297	382	427	471	519	564	613	665	723	800	893	986	1,076	1,168	706	833	1,157	1,348	1,700
20 × 20in Throw Pillow 	NY	72		50 × 20	1	15	186	271	316	359	406	452	504	553	612	690	781	875	964	1,055	483	575	813	951	1,206
18 × 18in Throw Pillow 	NY	73		18 × 18	1	13	186	271	316	359	406	452	504	553	612	690	781	875	964	1,055	434	511	708	823	1,036
16 × 16in Throw Pillow 	NY	74		16 × 16	1	13	186	271	316	359	406	452	504	553	612	690	781	875	964	1,055	387	449	611	707	879
14 × 20in Throw Pillow 	NY	75		14 × 20	1	13	186	271	316	359	406	452	504	553	612	690	781	875	964	1,055	403	471	648	749	935
16 × 22in Throw Pillow 	NY	76		16 × 22	1	15	186	271	316	359	406	452	504	553	612	690	781	875	964	1,055	448	530	741	866	1,093
18in Round Throw Pillow 	NY	77		18 × 18	1	11	186	271	316	359	406	452	504	553	612	690	781	875	964	1,055	434	511	708	823	1,036

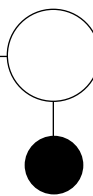
To Order Select Below

1. Series/Model



NY71	24 X 24 THROW PILLOW
NY72	20 X 20 THROW PILLOW
NY73	18 X 18 THROW PILLOW
NY74	16 X 16 THROW PILLOW
NY75	14 X 20 THROW PILLOW
NY76	16 X 22 THROW PILLOW
NY77	18IN ROUND THROW PILLOW

2. Cushion Sewing Pattern

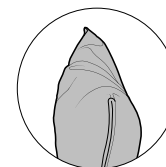


Cushion Sewing Pattern

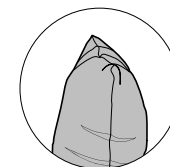
1	GUSSET (STYLE USED ON LOOSE BACK CUSHIONS)
2	PINCH (OVERSIZED SEAM ON SIDES)
3	PANEL (TRADITIONAL LOW-PROFILE SEAM)



Gusset
Not available on Round Pillows



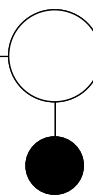
Pinch



Panel

NYC throw cushions are filled with a down and feather blend.

3. Options

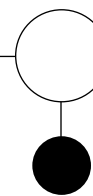


Options

CT	CONTRASTING THREAD
----	--------------------

Contrasting thread is only available on pillows in the pinch style.

4. Upholstery



Upholstery

See general information section for details on textile program and COM/COL information.