

stylex

NYC

PRICE LIST

Effective January 01, 2026

General Information

STYLEX PRICE LIST

GENERAL INFORMATION

Terms
Net 30 days from date of invoice, D. A.P. Delanco, New Jersey

Damaged Shipments
All Stylex products are carefully inspected before they are packed in sturdy cartons designed to satisfy shipping requirements. Stylex is not responsible for damage in shipment. The transportation company assumes responsibility for delivering products to you in good condition when the bill of lading (BOL) is signed. Any damages not documented on the Bill of Lading (BOL) will not be Stylex responsibility. Ensure all damages are clearly noted before signing the BOL. You protect yourself by refusing shipments showing damage or shortage until the transportation company has noted on the delivery sheet the extent of damage or shortage. Concealed damage should be reported to the carrier as soon as discovered, but no later than 5 days after receiving shipment.

Return/Restocking Policy
Return shipments will not be accepted unless specifically authorized by Stylex in writing. The Return Authorization number should be clearly marked on the carton. All shipments must be returned in the same size carton shipped prepaid on the customer’s account. If return charges are incurred by Stylex, they will be charged back to customers. Please contact your account manager for any freight return assistance. Merchandise must be returned unused. Returned merchandise is subject to a 35% restocking fee.

Special Products
Modifications to standard products will be considered for large runs. Contact factory for price quotations.

Design Changes
In keeping with modern manufacturing advances, Stylex reserves the right to incorporate minor modifications and design changes in products without notice.

Cancellation/Change Order Policy
Regarding requests for order cancellation and/or order modification, please see the following page for further details.

WARRANTY

Except as provided below, Stylex warrants exclusively to the original Purchaser of our product that all parts, under normal use and service, will be free from defects in workmanship and material for a period of ten (10) years from the date of purchase. “Normal use and service” means that the product will be used in a typical office environment for 40-45 hours per week.

This warranty is subject to the following limitations, exclusions and provisions:

Limitations involving materials and components:

Wood components of plywood stacking chairs
(such as Brooks and Welcome)
5 years

Upholstery
(including mesh used for Click, F4, Insight, and Zephyr Mesh)
3 years

SAVA Mesh
10 years

Pneumatic Cylinders
3 years

COM Upholstery
No warranty
Stylex makes every effort to ensure that the COM Upholstery it approves is suitable for the intended use. Nevertheless, we will not warrant, and assume no responsibility for, the durability or tailoring quality of any COM or COL . If you have any concerns about the ultimate appearance of any covering, please order an upholstered sample.

Painted Stack Chair Frames
No Warranty
We will not warrant the finish of painted stack chair frames against damage from stacking. Please order chrome frames for chairs that will be stacked.

Felt Glides
No Warranty
Due to the different surfaces on which felt glides may be used, we cannot warrant their durability over time.

If this product fails during normal use and service within the applicable warranty period (other than through normal wear and tear), please submit a warranty claim at stylexdesign.com/warranty-claim/. Quantity, model details, description of issue, and Stylex certified labels are required for submission. PLEASE DO NOT RETURN PARTS OR THE PRODUCT TO STYLEX UNLESS INSTRUCTED TO DO SO BY STYLEX. Stylex will, at its discretion, either repair or replace the defective product or part at no cost. Labor requests must receive approval and will be authorized on a case-by-case basis. We will only reimburse for labor costs directly incurred, excluding any travel-related expenses. Purchaser may be required (at the option of Stylex) to return to Stylex at Purchaser’s expense any defective part with all freight or shipping charges prepaid. The foregoing warranty shall be void if the product has been altered or repaired (other than by Stylex). The warranty does not cover damage to the product caused by accident, neglect, misuse, abuse, modification to the product by anyone other than Stylex or damage caused by use of the product for a purpose other than that for which it was designed. This warranty extends only to the original Purchaser of the product.

No Other Warranties
This warranty is in lieu of all other warranties, expressed or implied, including, but not limited to, implied warranties of merchantability and fitness for a particular purpose. The rights and remedies provided herein are the exclusive rights and remedies of the original purchaser of the product.

No Liability For Damages
In no event shall Stylex or its suppliers be responsible or liable for any special, indirect, consequential, or incidental damages. In no event shall the liability of Stylex exceed the actual purchase price paid to Stylex for the product.

Out of Warranty Products
For all products no longer covered by our warranty, please refer to our Design for Durability and Upgradability Policy. Contact your Account Manager if you would like to purchase any replaceable components to further extend the life of any Stylex seating product. This warranty applies to all Stylex products purchased on April 13, 2018, and thereafter.

PRODUCT TAKE BACK PROGRAM

In order to be good stewards of our products, Stylex offers a pathway towards a Product Take Back Program as a more viable solution to the end of our products’ originally intended life.

Stylex supports the sustainable programs of ANEW and offers their added value to our clients through a comprehensive take-back solution for surplus office furniture and materials of any kind, in any condition. AN EW is a 501(c)(3) non-profit organization that exists to provide companies with smart, cost effective alternatives for their surplus furniture and other items with the priority of matching it to non- profits, public agencies and the underserved, within the local community of the project site. Corporate Social Responsibility is raised while the impact on the environment is lowered by diverting products and materials otherwise destined for landfill.

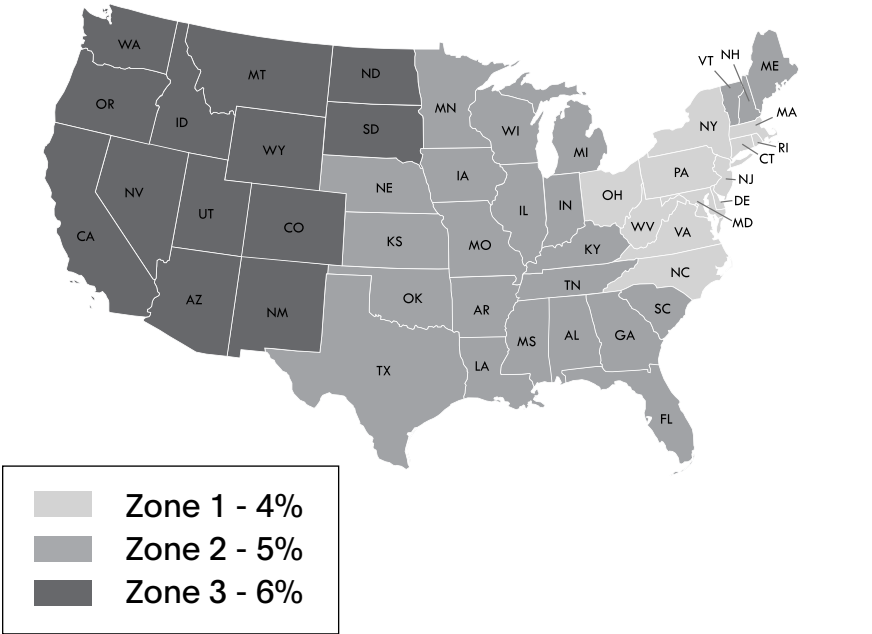
Stylex is proud to offer ANEW to customers dedicated to strengthening their community network by repurposing their furniture, fixtures and architectural materials to those in need. In 2014, Stylex committed to making this relationship a part of our strategic sales strategy. Visit www.anewfound.org to find out more.

To initiate a Product Take Back strategy through ANEW, contact Stylex Account Management at 800-257-5742.

For other end of life recovery options, please see our Product Disassembly Instructions and End of Life Recovery Options documents available on our website in the resources section of each product in our line.

FREIGHT PROGRAM

Freight charges will be calculated as a percentage of the net product price and added to the invoice at the time of shipment. The continental United States has been divided into three zones. Please use the map below to determine freight charges for the product’s destination. Minimum freight charge is \$250. Please let us know if you will be shipping to a residential address or require inside delivery as this requires an additional fee. Also please note we need to be made aware if a liftgate is required prior to delivery. If any requests are made at the time of delivery, applicable charges will apply.



ZONE 1 - 4%	ZONE 2 - 5%	ZONE 3 - 6%
Connecticut	Alabama	Arizona
Delaware	Arkansas	California
New York	Canada, Ontario	Colorado
New Jersey	Canada, Quebec	Idaho
Maryland	Florida	Montana
Massachusetts	Georgia	Nevada
North Carolina	Iowa	New Mexico
Ohio	Illinois	North Dakota
Pennsylvania	Indiana	Oregon
Rhode Island	Kansas	South Dakota
Virginia	Kentucky	Utah
Washington D.C.	Louisiana	Washington
West Virginia	Nebraska	Wyoming

Quote Per Project
Alaska
Hawaii
Canada
(outside Ontario & Quebec)
Mexico

General Information

STYLEX PRICE LIST

CHANGE ORDER REQUEST & POLICY

Please be advised that requests for order cancellations and/or modifications are subject to the following fees, pending approval:

- Approved cancellations are subject to a one-time 15% cancellation fee.
- Approved order changes are subject to a one-time \$250 change order fee.

Once an order has entered the production phase, it cannot be altered or canceled under any circumstances.

All requests for cancellations or order changes must be submitted in writing and will only be considered valid upon written approval by Stylex.

Order changes without penalty shall be accepted per the following:

- Chairs: 2 weeks following production date confirmation
- Tables: 3 weeks following production date confirmation
- Lounge: 3 weeks following production date confirmation

If the request falls within this timeframe, the customer must submit an order change request according to the below. Failure to include the following information can result in delays or denial of the change. Please Note - order changes are subject to being redated; Stylex does not hold production dates for revised orders.

A new Purchase Order and drawing (for modular lounge) must be included along with the following information:

- Stylex Sales Order # (SO#) you're requesting to change
- Date of Request – When the change is submitted
- Dealer Name – Name of dealer making request
- Reason for Change – Why the change is requested (design change, error, site change, etc.)
- Line number(s) being changed
- Original/New part number
- Detailed explanation of the change (examples: size change, finish change, quantity change, etc.)
- Original/New quantity, if changing
- Original/New finishes, if changing

Alternatively, you may submit a copy of the acknowledgment with change details noted on the affected lines. Attach new drawing or marked-up order drawing.

TEXTILE PARTNERS & APPROVALS

Textile Partners
To customize your furniture performance needs and design vision, Stylex offers a wide selection of in-graded leathers and textiles from Grades A through Y. We've partnered with leading manufacturers on the options, focusing on color, price, durability, and construction. To view our partners and explore our digital carded program with broadly approved textiles, visit **this page**. We stand by these textiles: They're tried and tested, and will effortlessly fit into any design aesthetic.

Textile Approvals
All textiles must be approved for the product you are specifying. For the related approved textile lists, visit **this page**.

CAL 117 AND 133 COMPLIANCE

CAL 117-2013
CAL 117-2013 compliance is a requirement for all textiles applied on our seating products. All Stylex seating products meet this standard.

CAL 133
Most Stylex seating can be ordered to meet the requirements of CAL 133. When ordering, simply specify "CAL 133 compliance required". The upcharge for this option is \$54 list per yard. Please refer to the COM yardage of each model to determine the number of yards required. We do frequently require full-scale burn tests in order to certify CAL 133 before an order will be accepted. Such burn tests may increase normal lead times and do carry additional charges. Please contact your Stylex account manager for details.

CUSTOMER'S OWN MATERIAL/LEATHER

Customer's own material (COM) and customer's own leather (COL) will generally be upholstered at the price designated in each product's price list. Please be advised, however, that we specifically reserve the right to charge a higher price when we determine that special circumstances, such as unusual repeats or challenging materials, present themselves. All orders for custom coverings must be approved by Stylex before they will be accepted for production. To submit proposed textile for approval, please use the COM form **here**.

Special Note:
We assume no responsibility for the durability or tailoring quality of any COM or COL. Directional covers in particular may not meet your satisfaction due to the design of certain products. Please be advised that COM and COL orders are not subject to return. If you have doubts about the ultimate appearance of certain coverings, please order a sample done with that specific COM or COL. In addition, while we inspect fabrics for mill imperfections, some are difficult to recognize. We cannot be responsible for defects, color inaccuracies, dye lot variations, or other flaws.

Under no circumstances will we be responsible for COM shortages, flaws, or other such problems. Finally, it is not our responsibility to police the receipt of COM's in order to meet delivery deadlines, and we assume our customers are aware of any undue delay in the shipment of their COM fabrics.

COM fabric and COL leather should be sent prepaid to: Stylex
Attn: COM/COL - [Your Stylex PO #]
740 Coopertown Road
Delanco, NJ 08075

All COM/COL sent to Stylex must be accompanied with a packing list which indicates the dealers' name, Stylex corresponding PO number, sales order number, COM/COL supplier name, textile pattern, colorway and shipped quantity. Stylex requires COM to be sent in as continuous yardage in the same dielot.

Yardage requirements shown in the price list are based on non-directional goods of 54" width. Fabrics less than 54" wide or those requiring matching (stripes, prints, or large patterned designs) call for additional yardage and can be calculated upon request.

COM/COL FORM

To avoid delay in processing COM orders we request that you submit a sample of your COM textile stapled to this form which can be downloaded **here**. If a textile has a stripe or design, the size of the repeat should be indicated. Please indicate the textile supplier's name, textile number, and color. Also indicate the Stylex product on which the textile will be used. If a certain direction of application is required, please ensure that information is communicated directly to your Stylex account manager.

The fabric supplier must indicate on his shipping labels the dealer name and purchase order number as well as the Stylex model number.

Please Note:
No order may be entered into production or have a shipping date assigned until all related COM is received at the factory.



CENTER OF STRIPE OR DESIGN

TOP OF CHAIR	TOP OF CHAIR
--------------	--------------

1. Size of Repeat
2. Textile Supplier
3. Textile Number
4. Color
5. Stylex Product

Contents


COLORS, MATERIALS, AND FINISHES	5	STANDARD	14
STATEMENT OF LINE	6	WRAP-OVER	21
OPTIONS AND POWER	7	RELAXED	28
DIMENSIONS	8	LOOSE	35
IDEA STARTERS AND ORDERING GUIDE	11	ARMS & TABLES	47
HOW TO ORDER	12		

CLICK THE TITLES ABOVE TO NAVIGATE THROUGH THE DOCUMENT
PRODUCT HEADERS ON SUBSEQUENT PAGES LINK BACK TO THIS PAGE


NYC

COLORS, MATERIALS, AND FINISHES


POWDER COATED METAL




MILK
(MK)




SAND
(SD)




PALE YELLOW
(PY)




TERRACOTTA
(TC)




LIPSTICK RED
(LR)



RED ORANGE
(RO)




RUSTY RED
(RR)




DUSTY PINK
(DP)




LIGHT PISTACHIO
(LP)




MEADOW GREEN
(MG)




DARK SAGE
(DS)



SOFT BLUE
(SB)




BLUE
(BL)




MIDNIGHT BLUE
(MB)




LILAC GRAY
(LL)



LIGHT GRAY
(LG)




CHAMPAGNE
(CP)




METALLIC SILVER
(MS)



NICKEL
(NK)




OCHRE
(OC)




TAUPE
(TP)



DARK BRONZE
(DB)




DARK GRAY
(DG)




BLACK MATTE
(BM)

POLISHED METAL



POLISHED
ALUMINUM
(AL)



CHROME
(CH)

CAESARSTONE®



PURE
WHITE
(65)



STATUARIO
NUVO
(96)



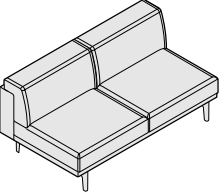
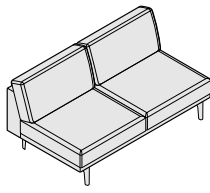

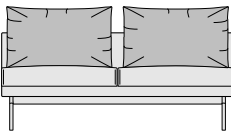
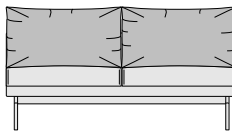
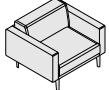
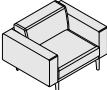
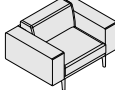

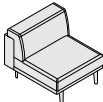
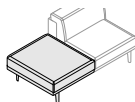
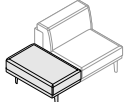
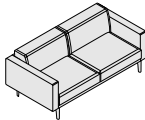
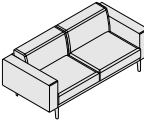
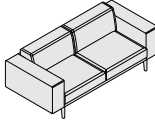
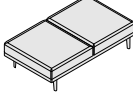
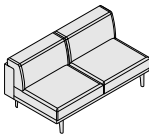
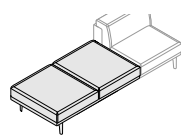
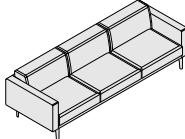
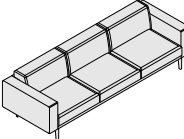
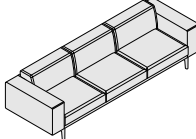
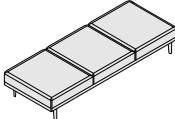
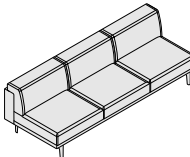
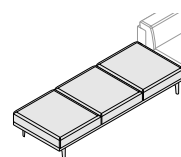
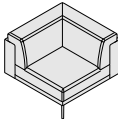
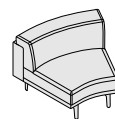
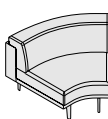
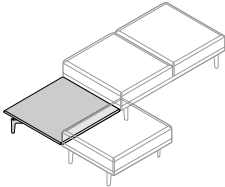
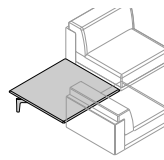
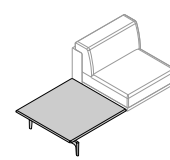
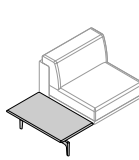
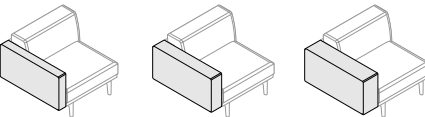
SLEEK
CONCRETE
(52)



JET BLACK
(51)

NYC

SPECIFICATION GUIDE: STATEMENT OF LINE

STYLES							
NYC is offered in the following 5 styles. All styles can be applied to the seat, corner, and bench components listed below.	Wrap-Over	Standard	Relaxed	Loose Partial Cushions	Loose Full Cushions		
							
OVERVIEW	STAND ALONE				MODULAR		
One-Seat	Club Chair 4" Arms 	Club Chair 6" Arms 	Club Chair 9" Arms 	Bench 	Modular Unit 	In-line Bench 	In-line 2/3 Bench 
Two-Seat	Sofa 4" Arms 	Sofa 6" Arms 	Sofa 9" Arms 	Bench 	Modular Unit 	In-line Bench 	
Three-Seat	Sofa 4" Arms 	Sofa 6" Arms 	Sofa 9" Arms 	Bench 	Modular Unit 	In-line Bench 	
Corner					90° Unit 	135° Unit 	150° Unit 
Table	Bench Corner Table (used with stand alone bench models only) 				Inline Corner Table 	Inline Full Table 	Inline 2/3 Table 
Accessories	Modular Arms 4,6, or 9" 						

PRODUCT INFORMATION

Design

Stylex

Understructure

NYC support frames consist of aluminum legs attached to steel rails. These frames may be powder coated in a variety of finishes, or ordered as polished aluminum with chrome-plated rails. Adjustable glides are standard.

Tables

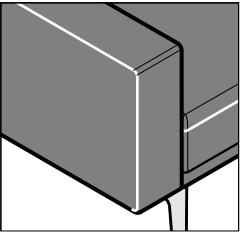
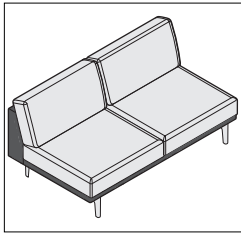


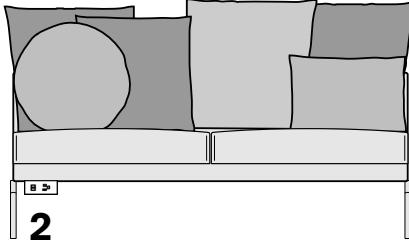
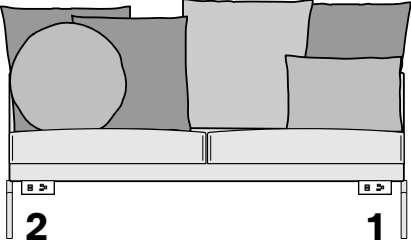
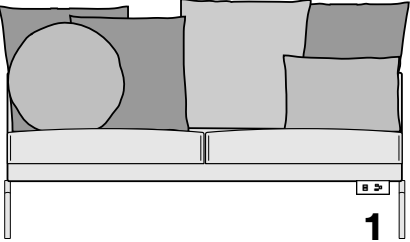
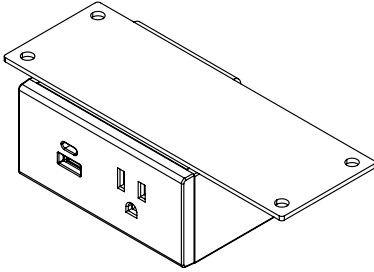
Caesarstone is available, but surfaces may also be specified and purchased by the customer for installation on site. In either case, the top is supported by a steel plate with four holes. Stylex will supply digital templates for all table styles, or you may request a physical template from Stylex Customer Service.

Testing

Manufactured to comply with:
ANSI/BIFMA X5.4 Public and Lounge Seating Standard

Environment

Greenguard Certified
LEVEL® 2

OPTIONS				
Upholstery	Contrasting Thread	Dual Upholstery	Welt Cord*	Sewn and Button Tuft*
				
* See pricing pages for model dependent availability				
POWER	POWER PORTS			DAISY CHAIN POWER
Seating Under Mount for models with and without arms	Position 2 (Right) 	Position 1 and 2 (Left and Right) 	Position 1 (Left) 	Modular Power 
To Order Power Select Below				

1. Mount Type	2. Unit Color	3. Wire/Position	5. Daisy Chain Power
<div><div></div><div></div></div> <div>Mount Type</div>	<div><div></div><div></div></div> <div>Unit Color</div>	<div><div></div><div></div></div> <div>Wire/Position</div>	<div><div></div><div></div></div> <div>Daisy Chain Power</div>
U UNDER MOUNT	B BLACK	1 POSITION 1 +674	NYP SBS NYC POWER SYSTEM
DCU UNDER MOUNT, DAISY CHAIN	G GRAY	2 POSITION 2 +674	SYSTEM INFEED (REQUIRED) +211
	W WHITE	12 POSITION 1 AND 2 +1,347	UNDERMOUNT POWER +43
		H1 HARDWIRE POSITION 1 +883	JUMPER EXTENSION (5') +150
		H2 HARDWIRE POSITION 2 +883	
		H12 HARDWIRE POSITION 1 AND 2 +1,557	
		Due to frame configurations, power location will need to be verified by Stylex via layout drawing or CET Designer.	Use CET to determine jumper length and configure daisy chain system. Pricing shown above is in addition to the individual power unit charges in steps 1-3.

PRODUCT INFORMATION

Power
Undermount units can be specified to be hardwired or with a 3-prong plug. The units have one USB-A port, one USB-C port, and a standard, grounded 3-prong electrical outlet. Additional power options include daisy chaining.

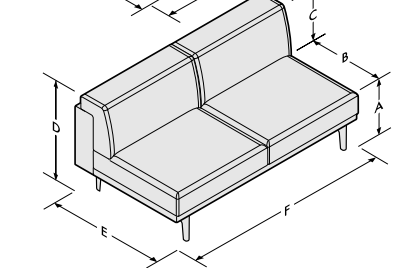
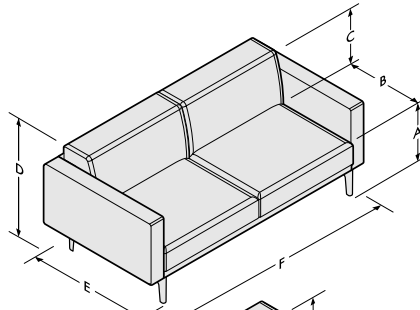
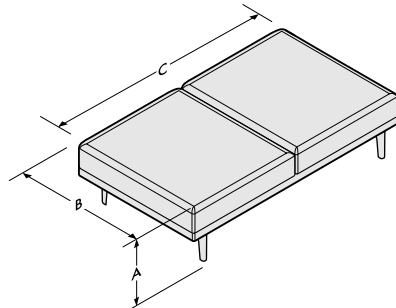
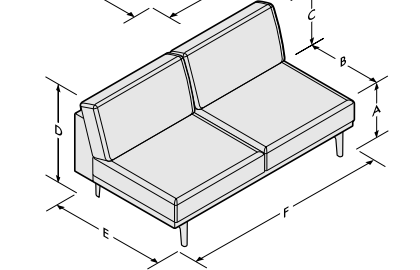
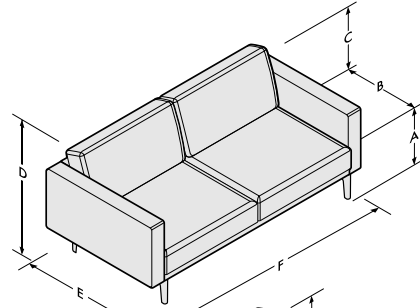
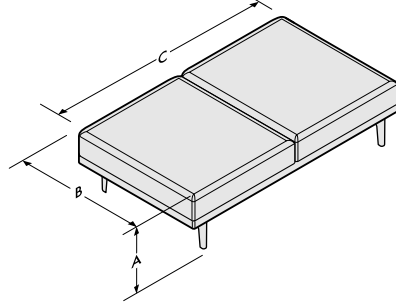
Cord Length
Both the standard cord and the conduit whip are 10 feet long. Other lengths may be available as a custom order.

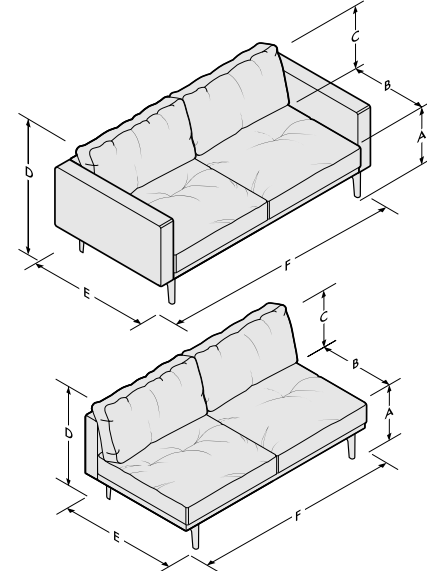
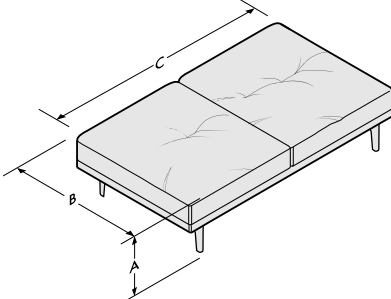
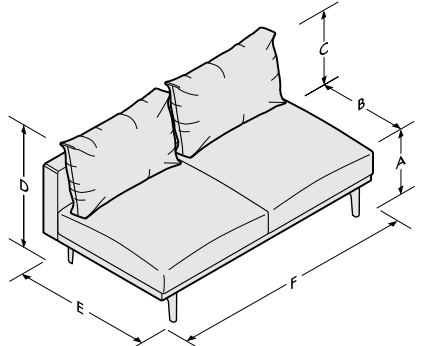
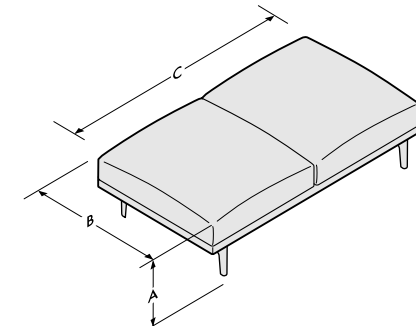
Power Restrictions
Power is not available on corner seats, curved units, or tables. We also do not recommend power unit or daisy chain wires running under tables because they would be visible through the gaps on either side of the table.

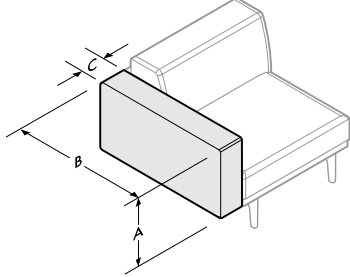
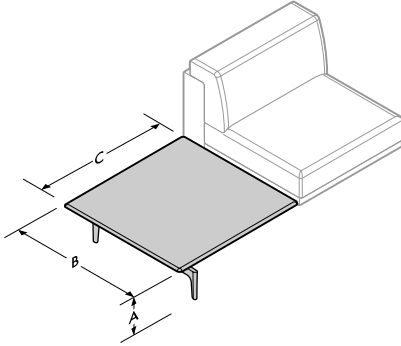
Cable Management
All units ship with a cable mount and screw.

Daisy Chain Power
Undermount power can be daisy chained. Up to 8 units can be connected to the same system.

Power Order Entry
Due to frame configurations, power locations will need to be verified by Stylex via layout drawing or CET Designer. CET is required for modular power order entry. All daisy chain units are entered under 1 line item.


DIMENSIONS - WRAP-OVER		STAND ALONE			MODULAR			
<div><div><div><div><div></div><div></div><div></div><div></div><div></div></div><div><div><div>Wrap-Over Seats</div><div>A. Seat Height</div><div>B. Seat Depth</div><div>C. Back Height</div><div>D. Overall Height</div><div>E. Overall Depth</div></div></div></div><div><div><div>F1. Overall Width (One-Seat)</div><div>F2. Overall Width (Two-Seat)</div><div>F3. Overall Width (Three-Seat)</div></div></div></div><div></div></div>	<div><div><div>Models with 4" Arms</div><div>A. 17.5</div><div>B. 22.5</div><div>C. 12</div><div>D. 29.5</div><div>E. 34.5</div></div></div>	<div><div><div>Models with 6" Arms</div><div>A. 17.5</div><div>B. 22.5</div><div>C. 12</div><div>D. 29.5</div><div>E. 34.5</div></div></div>	<div><div><div>Models with 9" Arms</div><div>A. 17.5</div><div>B. 22.5</div><div>C. 12</div><div>D. 29.5</div><div>E. 34.5</div></div></div>	<div><div><div>Armless</div><div>A. 17.5</div><div>B. 22.5</div><div>C. 12</div><div>D. 29.5</div><div>E. 34.5</div></div></div>	<div><div><div>90° Corner</div><div>A. 17.5</div><div>B. 22.5</div><div>C. 12</div><div>D. 29.5</div><div>E. 34.5</div></div></div>	<div><div><div>135° Corner</div><div>A. 17.5</div><div>B. 22.5</div><div>C. 12</div><div>D. 29.5</div><div>E. 34.5</div></div></div>	<div><div><div>150° Corner</div><div>A. 17.5</div><div>B. 22.5</div><div>C. 12</div><div>D. 29.5</div><div>E. 34.5</div></div></div>	
<div><div><div>Wrap-Over Benches</div><div>A. Overall Height</div><div>B. Overall Depth</div><div>C. Overall Width</div></div></div> <div></div>	<div><div><div>One-Seat Bench</div><div>A. 17.5</div><div>B. 33.5</div><div>C. 30</div></div></div>	<div><div><div>Two-Seat Bench</div><div>A. 17.5</div><div>B. 33.5</div><div>C. 60</div></div></div>	<div><div><div>Three Seat Bench</div><div>A. 17.5</div><div>B. 33.5</div><div>C. 90</div></div></div>	<div><div><div>In-line One-Seat Bench</div><div>A. 17.5</div><div>B. 34.5</div><div>C. 30</div></div></div>	<div><div><div>In-line Two-Seat Bench</div><div>A. 17.5</div><div>B. 34.5</div><div>C. 60</div></div></div>	<div><div><div>In-line Three-Seat Bench</div><div>A. 17.5</div><div>B. 34.5</div><div>C. 90</div></div></div>	<div><div><div>In-line 2/3-Seat Bench</div><div>A. 17.5</div><div>B. 34.5</div><div>C. 20</div></div></div>	
DIMENSIONS - STANDARD		STAND ALONE			MODULAR			
<div><div><div><div><div></div><div></div><div></div><div></div><div></div></div><div><div><div>Standard Seats</div><div>A. Seat Height</div><div>B. Seat Depth</div><div>C. Back Height</div><div>D. Overall Height</div><div>E. Overall Depth</div></div></div></div><div><div><div>F1. Overall Width (One-Seat)</div><div>F2. Overall Width (Two-Seat)</div><div>F3. Overall Width (Three-Seat)</div></div></div></div><div></div></div>	<div><div><div>Models with 4" Arms</div><div>A. 17.5</div><div>B. 23.75</div><div>C. 13.25</div><div>D. 30.75</div><div>E. 34.5</div></div></div>	<div><div><div>Models with 6" Arms</div><div>A. 17.5</div><div>B. 23.75</div><div>C. 13.25</div><div>D. 30.75</div><div>E. 34.5</div></div></div>	<div><div><div>Models with 9" Arms</div><div>A. 17.5</div><div>B. 23.75</div><div>C. 13.25</div><div>D. 30.75</div><div>E. 34.5</div></div></div>	<div><div><div>Armless</div><div>A. 17.5</div><div>B. 23.75</div><div>C. 13.25</div><div>D. 30.75</div><div>E. 34.5</div></div></div>	<div><div><div>90° Corner</div><div>A. 17.5</div><div>B. 23.75</div><div>C. 13.25</div><div>D. 30.75</div><div>E. 34.5</div></div></div>	<div><div><div>135° Corner</div><div>A. 17.5</div><div>B. 23.75</div><div>C. 13.25</div><div>D. 30.75</div><div>E. 34.5</div></div></div>	<div><div><div>150° Corner</div><div>A. 17.5</div><div>B. 23.75</div><div>C. 13.25</div><div>D. 30.75</div><div>E. 34.5</div></div></div>	
<div><div><div>Standard Benches</div><div>A. Overall Height</div><div>B. Overall Depth</div><div>C. Overall Width</div></div></div> <div></div>	<div><div><div>One-Seat Bench</div><div>A. 17.5</div><div>B. 33.5</div><div>C. 30</div></div></div>	<div><div><div>Two-Seat Bench</div><div>A. 17.5</div><div>B. 33.5</div><div>C. 60</div></div></div>	<div><div><div>Three Seat Bench</div><div>A. 17.5</div><div>B. 33.5</div><div>C. 90</div></div></div>	<div><div><div>In-line One-Seat Bench</div><div>A. 17.5</div><div>B. 34.5</div><div>C. 30</div></div></div>	<div><div><div>In-line Two-Seat Bench</div><div>A. 17.5</div><div>B. 34.5</div><div>C. 60</div></div></div>	<div><div><div>In-line Three-Seat Bench</div><div>A. 17.5</div><div>B. 34.5</div><div>C. 90</div></div></div>	<div><div><div>In-line 2/3-Seat Bench</div><div>A. 17.5</div><div>B. 34.5</div><div>C. 20</div></div></div>	

DIMENSIONS - RELAXED		STAND ALONE			MODULAR			
<div><div><div>Relaxed Seats</div><div>A. Seat Height</div><div>B. Seat Depth</div><div>C. Back Height</div><div>D. Overall Height</div><div>E. Overall Depth</div></div><div><div>F1. Overall Width (One-Seat)</div><div>F2. Overall Width (Two-Seat)</div><div>F3. Overall Width (Three-Seat)</div></div></div> <div></div>	<div><div><div>Models with 4" Arms</div><div>A. 17.5</div><div>B. 22.5</div><div>C. 12</div><div>D. 29.5</div><div>E. 34.5</div></div><div><div>F1. 38</div><div>F2. 68</div><div>F3. 98</div></div></div>	<div><div><div>Models with 6" Arms</div><div>A. 17.5</div><div>B. 22.5</div><div>C. 12</div><div>D. 29.5</div><div>E. 34.5</div></div><div><div>F1. 42</div><div>F2. 72</div><div>F3. 102</div></div></div>	<div><div><div>Models with 9" Arms</div><div>A. 17.5</div><div>B. 22.5</div><div>C. 12</div><div>D. 29.5</div><div>E. 34.5</div></div><div><div>F1. 48</div><div>F2. 78</div><div>F3. 108</div></div></div>	<div><div><div>Armless</div><div>A. 17.5</div><div>B. 22.5</div><div>C. 12</div><div>D. 29.5</div><div>E. 34.5</div></div><div><div>F1. 30</div><div>F2. 60</div><div>F3. 90</div></div></div>	<div><div><div>90° Corner</div><div>A. 17.5</div><div>B. 22.5</div><div>C. 12</div><div>D. 29.5</div><div>E. 34.5</div></div><div><div>F1. 47.88</div></div></div>	<div><div><div>135° Corner</div><div>A. 17.5</div><div>B. 22.5</div><div>C. 12</div><div>D. 29.5</div><div>E. 34.5</div></div><div><div>F1. 42</div></div></div>	<div><div><div>150° Corner</div><div>A. 17.5</div><div>B. 22.5</div><div>C. 12</div><div>D. 29.5</div><div>E. 34.5</div></div><div><div>F1. 40.38</div></div></div>	
<div><div><div>Relaxed Benches</div><div>A. Overall Height</div><div>B. Overall Depth</div><div>C. Overall Width</div></div><div></div></div>	<div><div><div>One-Seat Bench</div><div>A. 16.5</div><div>B. 33.5</div><div>C. 30</div></div></div>	<div><div><div>Two-Seat Bench</div><div>A. 16.5</div><div>B. 33.5</div><div>C. 60</div></div></div>	<div><div><div>Three Seat Bench</div><div>A. 16.5</div><div>B. 33.5</div><div>C. 90</div></div></div>	<div><div><div>In-line One-Seat Bench</div><div>A. 16.5</div><div>B. 34.5</div><div>C. 30</div></div></div>	<div><div><div>In-line Two-Seat Bench</div><div>A. 16.5</div><div>B. 34.5</div><div>C. 60</div></div></div>	<div><div><div>In-line Three-Seat Bench</div><div>A. 16.5</div><div>B. 34.5</div><div>C. 90</div></div></div>	<div><div><div>In-line 2/3-Seat Bench</div><div>A. 16.5</div><div>B. 34.5</div><div>C. 20</div></div></div>	
DIMENSIONS - LOOSE		STAND ALONE			MODULAR			
<div><div><div>Loose Seats</div><div>A. Seat Height</div><div>B. Seat Depth</div><div>C. Back Height</div><div>D. Overall Height</div><div>E. Overall Depth</div></div><div><div>F1. Overall Width (One-Seat)</div><div>F2. Overall Width (Two-Seat)</div><div>F3. Overall Width (Three-Seat)</div></div></div> <div></div>	<div><div><div>Models with 4" Arms</div><div>A. 17.5</div><div>B. 22</div><div>C. 13.5</div><div>D. 31</div><div>E. 34.5</div></div><div><div>F1. 38</div><div>F2. 68</div><div>F3. 98</div></div></div>	<div><div><div>Models with 6" Arms</div><div>A. 17.5</div><div>B. 22</div><div>C. 13.5</div><div>D. 31</div><div>E. 34.5</div></div><div><div>F1. 42</div><div>F2. 72</div><div>F3. 102</div></div></div>	<div><div><div>Models with 9" Arms</div><div>A. 17.5</div><div>B. 22</div><div>C. 13.5</div><div>D. 31</div><div>E. 34.5</div></div><div><div>F1. 48</div><div>F2. 78</div><div>F3. 108</div></div></div>	<div><div><div>Armless</div><div>A. 17.5</div><div>B. 22</div><div>C. 13.5</div><div>D. 31</div><div>E. 34.5</div></div><div><div>F1. 30</div><div>F2. 60</div><div>F3. 90</div></div></div>	<div><div><div>90° Corner</div><div>A. 17.5</div><div>B. 22</div><div>C. 13.5</div><div>D. 31</div><div>E. 34.5</div></div><div><div>F1. 47.88</div></div></div>	<div><div><div>135° Corner</div><div>A. 17.5</div><div>B. 22</div><div>C. 13.5</div><div>D. 31</div><div>E. 34.5</div></div><div><div>F1. 42</div></div></div>	<div><div><div>150° Corner</div><div>A. 17.5</div><div>B. 22</div><div>C. 13.5</div><div>D. 31</div><div>E. 34.5</div></div><div><div>F1. 40.38</div></div></div>	
<div><div><div>Loose Benches</div><div>A. Overall Height</div><div>B. Overall Depth</div><div>C. Overall Width</div></div><div></div></div>	<div><div><div>One-Seat Bench</div><div>A. 17.5</div><div>B. 33.5</div><div>C. 30</div></div></div>	<div><div><div>Two-Seat Bench</div><div>A. 17.5</div><div>B. 33.5</div><div>C. 60</div></div></div>	<div><div><div>Three Seat Bench</div><div>A. 17.5</div><div>B. 33.5</div><div>C. 90</div></div></div>	<div><div><div>In-line One-Seat Bench</div><div>A. 17.5</div><div>B. 34.5</div><div>C. 30</div></div></div>	<div><div><div>In-line Two-Seat Bench</div><div>A. 17.5</div><div>B. 34.5</div><div>C. 60</div></div></div>	<div><div><div>In-line Three-Seat Bench</div><div>A. 17.5</div><div>B. 34.5</div><div>C. 90</div></div></div>		

DIMENSIONS - TABLES AND ARMS		STAND ALONE			MODULAR		
<div>Arms A. Arm Height B. Arm Depth C. Arm Width</div> <div></div>					<div>4" Arms A. 16.5 B. 33.5 C.4</div>	<div>6" Arms A. 16.5 B. 33.5 C. 6</div>	<div>9" Arms A. 16.5 B. 33.5 C. 9</div>
<div>Tables A. Overall Height B. Overall Depth C. Overall Width</div> <div></div>		<div>Bench Corner Table A. 11.5 B. 33.5 C. 33.5</div>			<div>In-line Corner Table A. 11.5 B. 34.5 C. 34.5</div>	<div>In-line Full Table A. 11.5 B. 33.5 C. 33.5</div>	<div>In-line 2/3 Table A. 11.5 B. 33.5 C. 20</div>

NYC

SPECIFICATION GUIDE: IDEA STARTERS AND ORDERING GUIDE

IDEA STARTERS		
Idea Starter 1 	Idea Starter 2 	Idea Starter 3 
Idea Starter 4 	Idea Starter 5 	Idea Starter 6 

ORDERING GUIDE
Modular Ordering and Specification While NYC offers traditional stand-alone units, it is at the same time fundamentally flexible. The Modular models have all been designed to encourage creation of a wide variety of set-ups. To ensure clarity when ordering modular set-ups, it is critical that line items should be listed in the order in which they will be connected from left end (seated perspective) to right end. Modular Benches must be connected to other units. Modular Arms can only be added to the outside ends of any modular set-up. Seating orientation of a set-up (direction in which the user faces) can only be changed on either side of a table located in the middle of a set-up.
Leg Placement NYC is a rail-supported modular seating system. The placement and number of legs will depend on each layout. Prior to order entry Stylex will provide a dimensioned layout that depicts the specific leg placement for approval. Order leadtime will start from the time Stylex Customer Service has received back a signed copy of this layout.
NYC Loose Cushions Back cushions come in two widths: Partial (27" Wide) and Full (30" Wide), offering versatility of two different looks in one system.
Idea Starters Online and in CET At Stylex, we have a constant eye towards making our products easy to specify. Our Design Application team is working on layouts every day, so we have built a library online of the most requested layouts, with all the accompanying information, files, and pricing. We believe these will make our products easier to specify, and in turn help kick start your project. You can also find these in CET, please check out our 'Idea Starters' tab on for the easiest way to drag-and-drop right into your layout. Visit Stylexdesign.com/idea-starters to get started.

NYC

SPECIFICATION GUIDE: HOW TO ORDER, SEATING

MODEL CODE BREAKDOWN - SEATING

Sample Model Code: NY121B24C1ALUB1CTCOM

1. Series	2. Model	3. Style	4. Arm & Upholstery Options	5. Leg Choice	6. Leg Finish	7. Power	8. Options	9. Textile
NY	12	1	B24	C1	AL	UB1	CT	COM
Series NY NYC	Model Stand Alone 01 ONE-SEAT BENCH 02 TWO-SEAT BENCH 03 THREE-EAT BENCH 11 CLUB CHAIR 12 TWO-SEAT SOFA 13 THREE-SEAT SOFA Modular 04 ONE-SEAT INLINE BENCH 05 TWO-SEAT INLINE BENCH 05 THREE-SEAT INLINE BENCH 07 2/3-SEAT INLINE BENCH 11 ONE-SEAT UNIT 12 TWO-SEAT UNIT 13 THREE-SEAT UNIT 14 135 DEGREE CORNER 15 150 DEGREE CORNER 16 90 DEGREE CORNER	Style 1 WRAP-OVER 2 STANDARD 3 RELAXED 4 LOOSE, PARTIAL CUSHION 5 LOOSE, FULL CUSHION	Arm Thickness 24 4" ARM 26 6" ARM 29 9" ARM B24 4" ARM, BOTH B26 6" ARM, BOTH B29 9" ARM, BOTH Arm Location L LEFT POSITION WHEN SEATED R RIGHT POSITION WHEN SEATED <div>Note: Predetermined arms only available with Standalone units. Modular units must specify arms separately.</div> Upholstery Style DF DUAL UPHOLSTERY	Leg Choice C1 ALUMINUM LEGS WITH ADJUSTABLE GLIDES	Leg Finish Standard Powder Coat BL BLUE BM BLACK MATTE CP CHAMPAGNE DB DARK BRONZE DG DARK GRAY DP DUSTY PINK DS DARK SAGE LG LIGHT GRAY LL LILAC GRAY LP LIGHT PISTACHIO LR LIPSTICK RED MB MIDNIGHT BLUE MG MEADOW GREEN MK MILK MS METALLIC SILVER NK NICKEL OC OCHRE PY PALE YELLOW RO RED ORANGE RR RUSTY RED SB SOFT BLUE SD SAND TC TERRACOTTA TP TAUPE Polished Metal AL POLISHED ALUMINUM/ CHROME <div>Note: Chrome rails with polished aluminum legs</div>	Power Mount Type U UNDERMOUNT Color B BLACK G GRAY W WHITE Cord ~ STANDARD H HARDWIRE Location 1 POSITION 1 (LEFT) 2 POSITION 2 (RIGHT) 12 POSITION 1 & 2	Options Welt Cord W1 WELT CORD ON SEAT W3 WELT CORD ON SEAT AND BACK Sewn Tuft T1 TUFTED SEAT T3 TUFTED SEAT AND BACK Button Tuft B2 BUTTON TUFTED BACK Contrasting Thread CT CONTRASTING THREAD	Textile Grades COM CUSTOMER'S OWN MATERIAL A GRADE A B GRADE B C GRADE C D GRADE D E GRADE E F GRADE F G GRADE G H GRADE H I GRADE I J GRADE J K GRADE K L GRADE L M GRADE M Leather Grades COL CUSTOMER'S OWN LEATHER W GRADE W X GRADE X Y GRADE Y E1 GRADE E1 E2 GRADE E2 <div>Note: Select highest grade in the case of dual upholstery</div>

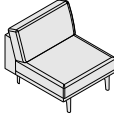
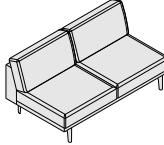
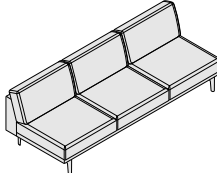
MODEL CODE BREAKDOWN - TABLES

Sample Model Code: NY51CS51C1AL

1. Series	2. Model	3. Top	4. Leg Choice	6. Leg Finish
<div></div>	<div></div>	<div></div>	<div></div>	<div></div>
NY	51	CS51	C1	AL
<div><div>Series</div><div>NYNYC</div></div>	<div><div>Model</div><div>51FULL INLINE TABLE532/3 INLINE TABLE55CORNER INLINE TABLE57BENCH CORNER TABLE</div></div>	<div><div>Top</div><div><div>Caesarstone Tops</div><div>CS51JET BLACKCS52SLEEK CONCRETECS65PURE WHITECS96STATUARIO NUVO</div><div>Other</div><div>COTCUSTOMER'S OWN TOP</div></div></div>	<div><div>Leg Choice</div><div>C1ALUMINUM LEGS WITH ADJUSTABLE GLIDES</div></div>	<div><div>Leg Finish</div><div><div>Standard Powder Coat</div><div>BLBLUEBMBLACK MATTECPCHAMPAGNEDBDARK BRONZEDGDARK GRAYDPDUSTY PINKDSDARK SAGELGLIGHT GRAYLLLILAC GRAYLP LIGHT PISTACHIOLR LIPSTICK REDMBMIDNIGHT BLUEMGMEADOW GREENMKMILKMSMETALLIC SILVERNKNICKELOCOCHREPYPALE YELLOWRORED ORANGERRRUSTY REDSBSOFT BLUESDSANDTCTERRACOTTATPTAUPE</div><div>Polished Metal</div><div>ALPOLISHED ALUMINUM/CHROME</div><div>Note: Chrome rails with polished aluminum legs</div></div></div>

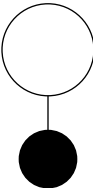
NYC

STANDARD: MODULAR SEATING

							Textile Upholstery Grades														Leather Upholstery Grades				
TITLE	SERIES	MODEL	STYLE	DIMENSIONS	YDG	SQFT	COM	A	B	C	D	E	F	G	H	I	J	K	L	M	W	X	Y	E1	E2
Modular One-Seat Unit Standard 	NY	11	2	30W x 34.5D x 30.75H	4.5	60	3,889	4,075	4,275	4,471	4,672	4,871	5,093	5,312	5,571	5,907	6,310	6,713	7,105	7,510	5,306	5,806	7,080	7,829	9,205
Modular Two-Seat Unit Standard 	NY	12	2	60W x 34.5D x 30.75H	8	117	6,317	6,668	7,051	7,423	7,804	8,187	8,606	9,027	9,518	10,163	10,926	11,693	12,446	13,211	9,093	10,068	12,561	14,028	16,714
Modular Three-Seat Unit Standard 	NY	13	2	90W x 34.5D x 30.75H	12	171	8,753	9,281	9,853	10,410	10,984	11,559	12,187	12,817	13,556	14,521	15,669	16,815	17,945	19,094	12,829	14,267	17,932	20,088	24,043

To Order Select Below

1. Series/Model/Style



NY112

NYC
Modular, One-Seat Unit,
Standard

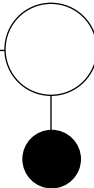
NY122

NYC
Modular, Two-Seat Unit,
Standard

NY132

NYC
Modular, Three-Seat Unit,
Standard

2. Upholstery Style

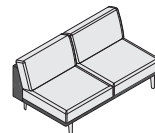


Upholstery Style

DF

DUAL UPHOLSTERY

Dual upholstery option allows for a second textile to be applied to NYC seats and backs.



One-Seat

Plinth 2.0 yds
Seat and Back 3.5 yds

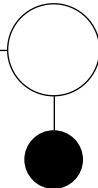
Two-Seat

Plinth 3.0 yds
Seats and Backs 6.0 yds

Three-Seat

Plinth 5.0 yds
Seats and Backs 8.0 yds

3. Leg Choice

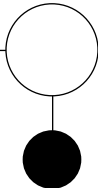


Leg Choice

C1

ALUMINUM
LEGS WITH
ADJUSTABLE
GLIDES

4. Leg Finish



Standard Powder Coat

BL

BLUE

BM

BLACK MATTE

CP

CHAMPAGNE

DB

DARK BRONZE

DG

DARK GRAY

DP

DUSTY PINK

DS

DARK SAGE

LG

LIGHT GRAY

LL

LILAC GRAY

LP

LIGHT PISTACHIO

LR

LIPSTICK RED

MB

MIDNIGHT BLUE

MG

MEADOW GREEN

MK

MILK

MS

METALLIC SILVER

NK

NICKEL

OC

OCHRE

PY

PALE YELLOW

RO

RED ORANGE

RR

RUSTY RED

SB

SOFT BLUE

SD

SAND

TC

TERRACOTTA

TP

TAUPE

AL

POLISHED ALUMINUM/CHROME

1-Seat

2-Seat

3-Seat

AL

POLISHED ALUMINUM/CHROME

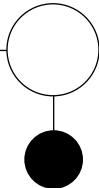
+242

+242

+322

Chrome rails with polished aluminum legs.

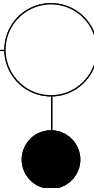
5. Power



Power

Refer to power
ordering steps on
page 7.

6. Options



Welt Cord

WI

WELT CORD ON SEAT

1-Seat

2-Seat

3-Seat

W3

WELT CORD ON SEAT AND BACK

+64

+128

+191

W3

WELT CORD ON SEAT AND BACK

+113

+225

+337



Sewn Tuft

T1

TUFTED SEAT

+64

+128

+191

T3

TUFTED SEAT AND BACK

+113

+225

+337



Button Tuft

B2

BUTTON TUFTED BACK

+64

+128

+191



Options

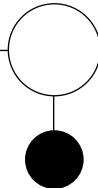
CT

CONTRASTING THREAD

Important Option Parameters

Welt cords and sewn tufts can be specified on the same cushions.
Button Tufts (backs only) can be combined with tufted seats and welt cords.
Contrasting thread is not available with the welt cord option.

7. Upholstery



Upholstery

See general
information section
for details on textile
program and COM/
COL information.

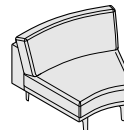
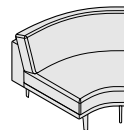
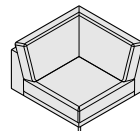
Yardages provided
are for non-directional
fabrics that are applied
railroaded. Directional
fabrics may require
additional yardage.

When specifying dual
upholstery models, the
higher of the two grades
will determine price.

Tufting will help evenly
distribute the wrinkling
that will occur with
certain leathers and
fabrics.

NYC

STANDARD: MODULAR CORNERS

					COM	COL	Textile Upholstery Grades															Leather Upholstery Grades				
					COM	COL																				
TITLE	SERIES	MODEL	STYLE	DIMENSIONS	YDG	SQFT	COM	A	B	C	D	E	F	G	H	I	J	K	L	M	W	X	Y	E1	E2	
<div>Modular 135 Degree Corner Standard</div> <div></div>	NY	14	2	42W x 34.5D x 30.75H	6	65	4,456	4,721	5,007	5,287	5,574	5,859	6,173	6,490	6,860	7,341	7,916	8,490	9,054	9,628	5,946	6,491	7,888	8,705	10,211	
<div>Modular 150 Degree Corner Standard</div> <div></div>	NY	15	2	40.4W x 34.5D x 30.75H	6	65	4,456	4,721	5,007	5,287	5,574	5,859	6,173	6,490	6,860	7,341	7,916	8,490	9,054	9,628	5,946	6,491	7,888	8,705	10,211	
<div>Modular 90 Degree Corner Standard</div> <div></div>	NY	16	2	35W x 35D x 30.75H	7	89	4,787	5,060	5,357	5,645	5,941	6,236	6,562	6,887	7,270	7,768	8,361	8,954	9,537	10,131	6,914	7,665	9,578	10,704	12,767	

To Order Select Below

1. Series/Model/Style

NY142

NYC
Modular, 135° Corner,
Standard

NY152

NYC
Modular, 150° Corner,
Standard

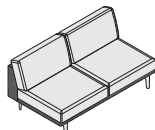
NY162

NYC
Modular, 90° Corner,
Standard

2. Upholstery Style

DF DUAL UPHOLSTERY

Dual upholstery option allows for a second textile to be applied to NYC seats and backs.



135° Corner

Plinth 3.0 yds
Seat and Back 4.0 yds

150° Corner

Plinth 3.0 yds
Seat and Back 4.0 yds

90° Corner

Plinth 3.0 yds
Seat and Backs 4.0 yds

3. Leg Choice

C1 ALUMINUM
LEGS WITH
ADJUSTABLE
GLIDES

4. Leg Finish

BL BLUE

BM BLACK MATTE

CP CHAMPAGNE

DB DARK BRONZE

DG DARK GRAY

DP DUSTY PINK

DS DARK SAGE

LG LIGHT GRAY

LL LILAC GRAY

LP LIGHT PISTACHIO

LR LIPSTICK RED

MB MIDNIGHT BLUE

MG MEADOW GREEN

MK MILK

MS METALLIC SILVER

NK NICKEL

OC OCHRE

PY PALE YELLOW

RO RED ORANGE

RR RUSTY RED

SB SOFT BLUE

SD SAND

TC TERRACOTTA

TP TAUPE

Polished Metal

AL POLISHED ALUMINUM/CHROME

+242

Chrome rails with polished aluminum legs.

5. Power

Power

Refer to power ordering steps on page 7.

6. Options

WI WELT CORD ON SEAT

+64

W3 WELT CORD ON SEAT AND BACK

+160

Sewn Tuft

T1 TUFTED SEAT

+64

T3 TUFTED SEAT AND BACK

+160

Button Tuft

B2 BUTTON TUFTED BACK

+128

Options

CT CONTRASTING THREAD

Important Option Parameters

Welt cords and sewn tufts can be specified on the same cushions. Button Tufts (backs only) can be combined with tufted seats and welt cords. Contrasting thread is not available with the welt cord option.

7. Upholstery

Upholstery

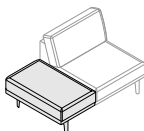
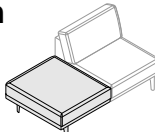
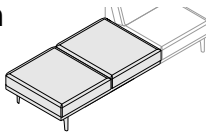
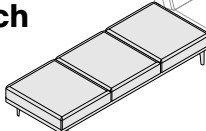
See general information section for details on textile program and COM/COL information.

Yardages provided are for non-directional fabrics that are applied railroaded. Directional fabrics may require additional yardage.

When specifying dual upholstery models, the higher of the two grades will determine price.

Tufting will help evenly distribute the wrinkling that will occur with certain leathers and fabrics.

15

					COM	COL	Textile Upholstery Grades															Leather Upholstery Grades				
																COL										
TITLE	SERIES	MODEL	STYLE	DIMENSIONS	YDG	SQFT	COM	A	B	C	D	E	F	G	H	I	J	K	L	M	W	X	Y	E1	E2	
<div>Modular 2/3-Seat In-line Bench Standard</div> <div></div>	NY	07	2	20W x 34.5D x 17.5H	2.5	30	2,078	2,168	2,267	2,363	2,460	2,560	2,667	2,777	2,901	3,067	3,264	3,461	3,653	3,852	2,825	3,089	3,754	4,148	4,865	
<div>Modular One-Seat In-line Bench Standard</div> <div></div>	NY	04	2	30W x 34.5D x 17.5H	3	40	2,458	2,594	2,741	2,883	3,032	3,179	3,339	3,503	3,693	3,942	4,234	4,529	4,821	5,117	3,418	3,759	4,635	5,145	6,088	
<div>Modular Two-Seat In-line Bench Standard</div> <div></div>	NY	05	2	60W x 34.5D x 17.5H	5.5	74	3,876	4,103	4,347	4,585	4,832	5,077	5,348	5,616	5,933	6,346	6,839	7,333	7,816	8,307	5,669	6,297	7,908	8,852	10,589	
<div>Modular Three-Seat In-line Bench Standard</div> <div></div>	NY	06	2	90W x 34.5D x 17.5H	7.5	100	5,623	5,941	6,285	6,618	6,962	7,306	7,684	8,062	8,507	9,083	9,772	10,463	11,140	11,829	8,244	9,161	11,503	12,879	15,402	

To Order Select Below

1. Series/Model/Style

NY072

NYC
Modular, 2/3-Seat In-line Bench, Standard

NY042

NYC
Modular, One-Seat In-line Bench, Standard

NY052

NYC
Modular, Two-Seat In-line Bench, Standard

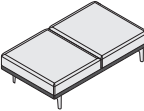
NY062

NYC
Modular, Three-Seat In-line Bench, Standard

2. Upholstery Style

DF DUAL UPHOLSTERY

Dual upholstery option allows for a second textile to be applied to NYC seats and backs.



2/3-Seat In-Line Bench

Plinth 1.5 yds
Seat 2.0 yds

One-Seat In-Line Bench

Plinth 1.5 yds
Seat 2.5 yds

Two-Seat In-Line Bench

Plinth 2.0 yds
Seats 4.0 yds

Three-Seat In-Line Bench

Plinth 2.0 yds
Seats 6.0 yds

3. Leg Choice

C1 ALUMINUM LEGS WITH ADJUSTABLE GLIDES

4. Leg Finish

BL BLUE

BM BLACK MATTE

CP CHAMPAGNE

DB DARK BRONZE

DG DARK GRAY

DP DUSTY PINK

DS DARK SAGE

LG LIGHT GRAY

LL LILAC GRAY

LP LIGHT PISTACHIO

LR LIPSTICK RED

MB MIDNIGHT BLUE

MG MEADOW GREEN

MK MILK

MS METALLIC SILVER

NK NICKEL

OC OCHRE

PY PALE YELLOW

RO RED ORANGE

RR RUSTY RED

SB SOFT BLUE

SD SAND

TC TERRACOTTA

TP TAUPE

2/3-Seat 1-Seat 2-Seat 3-Seat

AL POLISHED ALUMINUM/CHROME +242 +242 +322

Chrome rails with polished aluminum legs.

5. Power

Power

Refer to power ordering steps on page 7.

6. Options

WI WELT CORD ON SEAT 2/3-Seat 1-Seat 2-Seat 3-Seat

+64 +128 +191

Sewn Tuft

T1 TUFTED SEAT +64 +128 +191

Options

CT CONTRASTING THREAD

Important Option Parameters

Welt cords and sewn tufts can be specified on the same cushions. Contrasting thread is not available with the welt cord option.

7. Upholstery

Upholstery

See general information section for details on textile program and COM/ COL information.

Yardages provided are for non-directional fabrics that are applied railroaded. Directional fabrics may require additional yardage.

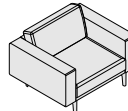
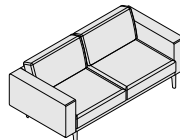
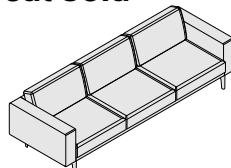
When specifying dual upholstery models, the higher of the two grades will determine price.

Tufting will help evenly distribute the wrinkling that will occur with certain leathers and fabrics.

16

NYC

STANDARD: STAND ALONE SEATING, 6IN ARM

						COM	COL	Textile Upholstery Grades														Leather Upholstery Grades				
TITLE	SERIES	MODEL	STYLE	ARM	DIMENSIONS	YDG	SQFT	COM	A	B	C	D	E	F	G	H	I	J	K	L	M	W	X	Y	E1	E2
Stand Alone Club Chair Standard 6in Arm 	NY	11	2	B26	42W x 34.5D x 30.75H	7	98	5,042	5,320	5,620	5,913	6,213	6,515	6,843	7,175	7,565	8,067	8,672	9,274	9,867	10,470	7,461	8,307	10,453	11,717	14,034
Stand Alone Two-Seat Sofa Standard 6in Arm 	NY	12	2	B26	72W x 34.5D x 30.75H	11	154	7,463	7,904	8,382	8,843	9,323	9,800	10,325	10,850	11,466	12,270	13,227	14,182	15,124	16,080	11,171	12,467	15,771	17,714	21,277
Stand Alone Three-Seat Sofa Standard 6in Arm 	NY	13	2	B26	102W x 34.5D x 30.75H	14	209	9,948	10,607	11,326	12,020	12,737	13,454	14,240	15,027	15,953	17,155	18,590	20,027	21,439	22,872	14,912	16,666	21,147	23,780	28,611

To Order Select Below

1. Series/Model/Style/Arm

NY112B26

NYC
Stand Alone, Club Chair
Standard, 6in Arm

NY122B26

NYC
Stand Alone, Two-Seat
Sofa, Standard, 6in Arm

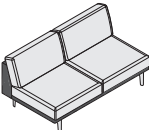
NY132B26

NYC
Stand Alone, Three-Seat
Sofa, Standard, 6in Arm

2. Upholstery Style

DF DUAL UPHOLSTERY

Dual upholstery option allows for a second textile to be applied to NYC seats and backs.



Club Chair

Plinth and Arms 4.5 yds
Seat and Back 3.5 yds

Two-Seat Sofa

Plinth and Arms 5.5 yds
Seats and Backs 6.0 yds

Three-Seat Sofa

Plinth and Arms 6.5 yds
Seats and Backs 8.0 yds

3. Leg Choice

C1

ALUMINUM
LEGS WITH
ADJUSTABLE
GLIDES

4. Leg Finish

BL BLUE

BM BLACK MATTE

CP CHAMPAGNE

DB DARK BRONZE

DG DARK GRAY

DP DUSTY PINK

DS DARK SAGE

LG LIGHT GRAY

LL LILAC GRAY

LP LIGHT PISTACHIO

LR LIPSTICK RED

MB MIDNIGHT BLUE

MG MEADOW GREEN

MK MILK

MS METALLIC SILVER

NK NICKEL

OC OCHRE

PY PALE YELLOW

RO RED ORANGE

RR RUSTY RED

SB SOFT BLUE

SD SAND

TC TERRACOTTA

TP TAUPE

Polished Metal

1-Seat 2-Seat 3-Seat

AL POLISHED ALUMINUM/CHROME +242 +242 +322

Chrome rails with polished aluminum legs.

5. Power

Power

Refer to power ordering steps on page 7.

6. Options

Welt Cord

1-Seat 2-Seat 3-Seat

WI WELT CORD ON SEAT +64 +128 +191

W3 WELT CORD ON SEAT AND BACK +113 +225 +337

Sewn Tuft

T1 TUFTED SEAT +64 +128 +191

T3 TUFTED SEAT AND BACK +113 +225 +337

Button Tuft

B2 BUTTON TUFTED BACK +64 +128 +191

Options

CT CONTRASTING THREAD

Important Option Parameters

Welt cords and sewn tufts can be specified on the same cushions. Button Tufts (backs only) can be combined with tufted seats and welt cords. Contrasting thread is not available with the welt cord option.

7. Upholstery

Upholstery

See general information section for details on textile program and COM/ COL information.

Yardages provided are for non-directional fabrics that are applied railroaded. Directional fabrics may require additional yardage.

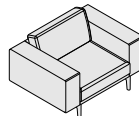
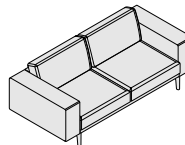
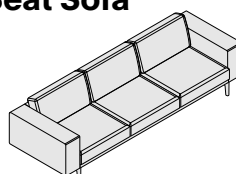
When specifying dual upholstery models, the higher of the two grades will determine price.

Tufting will help evenly distribute the wrinkling that will occur with certain leathers and fabrics.

18

NYC

STANDARD: STAND ALONE SEATING, 9IN ARM

						COM	COL	Textile Upholstery Grades														Leather Upholstery Grades				
TITLE	SERIES	MODEL	STYLE	ARM	DIMENSIONS	YDG	SQFT	COM	A	B	C	D	E	F	G	H	I	J	K	L	M	W	X	Y	E1	E2
Stand Alone Club Chair Standard 9in Arm 	NY	11	2	B29	48W x 34.5D x 30.75H	9	102	5,146	5,520	5,928	6,321	6,728	7,133	7,579	8,025	8,551	9,232	10,044	10,858	11,658	12,471	7,590	8,470	10,869	12,036	14,454
Stand Alone Two-Seat Sofa Standard 9in Arm 	NY	12	2	B29	78W x 34.5D x 30.75H	13	159	7,557	8,085	8,658	9,215	9,790	10,364	10,993	11,622	12,364	13,326	14,475	15,622	16,749	17,899	11,298	12,631	16,032	18,031	21,700
Stand Alone Three-Seat Sofa Standard 9in Arm 	NY	13	2	B29	108W x 34.5D x 30.75H	16	214	9,996	10,700	11,465	12,205	12,971	13,734	14,576	15,414	16,403	17,685	19,216	20,745	22,251	23,781	15,032	16,828	21,403	24,093	29,028

To Order Select Below

1. Series/Model/Style/Arm

NY112B29

NYC
Stand Alone, Club Chair
Standard, 9in Arm

NY122B29

NYC
Stand Alone, Two-Seat
Sofa, Standard, 9in Arm

NY132B29

NYC
Stand Alone, Three-Seat
Sofa, Standard, 9in Arm

2. Upholstery Style

DF DUAL UPHOLSTERY

Dual upholstery option allows for a second textile to be applied to NYC seats and backs.

Club Chair

Plinth and Arms
Seat and Back

6.5 yds
3.5 yds

Two-Seat Sofa

Plinth and Arms
Seats and Backs

7.5 yds
6.0 yds

Three-Seat Sofa

Plinth and Arms
Seats and Backs

9.0 yds
8.0 yds

3. Leg Choice

C1

ALUMINUM
LEGS WITH
ADJUSTABLE
GLIDES

4. Leg Finish

BL BLUE

BM BLACK MATTE

CP CHAMPAGNE

DB DARK BRONZE

DG DARK GRAY

DP DUSTY PINK

DS DARK SAGE

LG LIGHT GRAY

LL LILAC GRAY

LP LIGHT PISTACHIO

LR LIPSTICK RED

MB MIDNIGHT BLUE

MG MEADOW GREEN

MK MILK

MS METALLIC SILVER

NK NICKEL

OC OCHRE

PY PALE YELLOW

RO RED ORANGE

RR RUSTY RED

SB SOFT BLUE

SD SAND

TC TERRACOTTA

TP TAUPE

Polished Metal

AL

POLISHED ALUMINUM/CHROME

+242

+242

+322

Chrome rails with polished aluminum legs.

5. Power

Power

Refer to power ordering steps on page 7.

6. Options

Welt Cord

WI WELT CORD ON SEAT

W3 WELT CORD ON SEAT AND BACK

1-Seat

2-Seat

3-Seat

+64

+128

+191

+113

+225

+337

Sewn Tuft

T1 TUFTED SEAT

T3 TUFTED SEAT AND BACK

+64

+128

+191

+113

+225

+337

Button Tuft

B2 BUTTON TUFTED BACK

+64

+128

+191

Options

CT CONTRASTING THREAD

Important Option Parameters

Welt cords and sewn tufts can be specified on the same cushions. Button Tufts (backs only) can be combined with tufted seats and welt cords. Contrasting thread is not available with the welt cord option.

7. Upholstery

Upholstery

See general information section for details on textile program and COM/ COL information.

Yardages provided are for non-directional fabrics that are applied railroaded. Directional fabrics may require additional yardage.

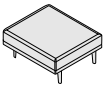
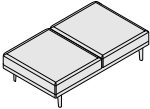
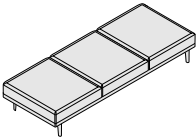
When specifying dual upholstery models, the higher of the two grades will determine price.

Tufting will help evenly distribute the wrinkling that will occur with certain leathers and fabrics.

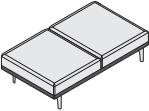
19

NYC

STANDARD: STAND ALONE BENCHES

							Textile Upholstery Grades														Leather Upholstery Grades				
TITLE	SERIES	MODEL	STYLE	DIMENSIONS	YDG	SQFT	COM	A	B	C	D	E	F	G	H	I	J	K	L	M	W	X	Y	E1	E2
<div>Stand Alone One-Seat Bench Standard</div> <div></div>	NY	01	2	30W x 33.5D x 17.5H	3	40	3,118	3,253	3,400	3,542	3,692	3,839	4,000	4,164	4,354	4,603	4,895	5,192	5,482	5,777	4,078	4,420	5,296	5,805	6,750
<div>Stand Alone Two-Seat Bench Standard</div> <div></div>	NY	02	2	60W x 33.5D x 17.5H	5	74	3,876	4,103	4,347	4,585	4,832	5,077	5,348	5,616	5,933	6,346	6,839	7,333	7,816	8,307	5,669	6,297	7,908	8,852	10,589
<div>Stand Alone Three-Seat Bench Standard</div> <div></div>	NY	03	2	90W x 33.5D x 17.5H	7.5	100	5,623	5,941	6,285	6,618	6,962	7,306	7,684	8,062	8,507	9,083	9,772	10,463	11,140	11,829	8,244	9,161	11,503	12,879	15,402

To Order Select Below

1. Series/Model/Style	2. Upholstery Style	3. Leg Choice	4. Leg Finish	5. Power	6. Options	7. Upholstery
<div><div></div><div></div></div> <div>NY012</div> <div>NYC Stand Alone, One-Seat Bench, Standard</div>	<div><div></div><div></div></div> <div>DF DUAL UPHOLSTERY</div> <div>Dual upholstery option allows for a second textile to be applied to NYC seats and backs.</div> <div></div> <div><div>One-Seat Stand Alone Bench</div><div>Plinth 1.5 yds</div><div>Seat 2.5 yds</div></div> <div><div>Two-Seat Stand Alone Bench</div><div>Plinth 2.0 yds</div><div>Seats 4.0 yds</div></div> <div><div>Three-Seat Stand Alone Bench</div><div>Plinth 2.0 yds</div><div>Seats 6.0 yds</div></div>	<div><div></div><div></div></div> <div>C1ALUMINUM LEGS WITH ADJUSTABLE GLIDES</div>	<div><div></div><div></div></div> <div><div>Standard Powder Coat</div><div><div>BLBLUE</div><div>BMBLACK MATTE</div><div>CPCHAMPAGNE</div><div>DBGDARK BRONZE</div><div>DGDUSTY PINK</div><div>DSDARK SAGE</div><div>LLLIGHT GRAY</div><div>LP LIGHT PISTACHIO</div><div>LR LIPSTICK RED</div><div>MBMIDNIGHT BLUE</div></div><div><div>MGMEADOW GREEN</div><div>MKMILK</div><div>MSMETALLIC SILVER</div><div>NKNICKEL</div><div>OCHOCHRE</div><div>PYPALE YELLOW</div><div>RORED ORANGE</div><div>RRRUSTY RED</div><div>SDSAND</div><div>TC TERRACOTTA</div><div>TPTAUPE</div></div></div> <div><div></div><div></div></div> <div><div>Polished Metal</div><div><div>ALPOLISHED ALUMINUM/CHROME</div><div>1-Seat+242</div><div>2-Seat+242</div><div>3-Seat+322</div></div></div> <div>Chrome rails with polished aluminum legs.</div>	<div><div></div><div></div></div> <div><div>Power</div><div>Refer to power ordering steps on page 7.</div></div>	<div><div></div><div></div></div> <div><div>Welt Cord</div><div><div>WIWELT CORD ON SEAT</div><div>1-Seat+64</div><div>2-Seat+128</div><div>3-Seat+191</div></div><div><div>Sewn Tuft</div><div><div>T1TUFTED SEAT</div><div>1-Seat+64</div><div>2-Seat+128</div><div>3-Seat+191</div></div></div><div><div>Options</div><div><div>CTCONTRASTING THREAD</div></div></div><div><div>Important Option Parameters</div><div>Welt cords and sewn tufts can be specified on the same cushions. Contrasting thread is not available with the welt cord option.</div></div></div>	<div><div></div><div></div></div> <div><div>Upholstery</div><div>See general information section for details on textile program and COM/ COL information.</div><div>Yardages provided are for non-directional fabrics that are applied railroaded. Directional fabrics may require additional yardage.</div><div>When specifying dual upholstery models, the higher of the two grades will determine price.</div><div>Tufting will help evenly distribute the wrinkling that will occur with certain leathers and fabrics.</div></div>

WRAP-OVER: MODULAR SEATING

To Order Select Below

7. Upholstery



**NYC
Modular, Three-Seat Unit,
Wrap-Over**

Three-Seat	
Plinth	4.0 yds
Seats and Backs	9.0 yds

C1 ADJUSTABLE GLIDES

SILVER

LOW

NGE

D

E

TTA

page 7:

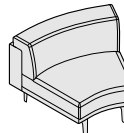
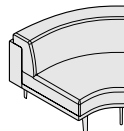
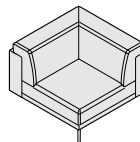
CONTRASTING THREAD

Tufting will help evenly distribute the wrinkling that will occur with certain leathers and fabrics.

21

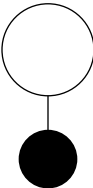
NYC

WRAP-OVER: MODULAR CORNERS

					COM	COL	Textile Upholstery Grades															Leather Upholstery Grades				
TITLE	SERIES	MODEL	STYLE	DIMENSIONS	YDG	SQFT	COM	A	B	C	D	E	F	G	H	I	J	K	L	M	W	X	Y	E1	E2	
<div>Modular 135 Degree Corner Wrap-Over</div> <div></div>	NY	14	1	42W x 34.5D x 29.5H	6	75	4,456	4,721	5,007	5,287	5,574	5,859	6,173	6,490	6,860	7,341	7,916	8,490	9,054	9,628	6,229	6,863	8,485	9,439	11,189	
<div>Modular 150 Degree Corner Wrap-Over</div> <div></div>	NY	15	1	40.4W x 34.5D x 29.5H	6	75	4,456	4,721	5,007	5,287	5,574	5,859	6,173	6,490	6,860	7,341	7,916	8,490	9,054	9,628	6,229	6,863	8,485	9,439	11,189	
<div>Modular 90 Degree Corner Wrap-Over</div> <div></div>	NY	16	1	35W x 35D x 29.5H	7	99	4,825	5,134	5,467	5,791	6,128	6,462	6,829	7,196	7,628	8,189	8,860	9,530	10,188	10,857	7,177	8,007	10,129	11,374	13,659	

To Order Select Below

1. Series/Model/Style



NY141

**NYC
Modular, 135° Corner,
Wrap-Over**

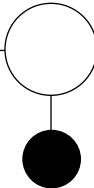
NY151

**NYC
Modular, 150° Corner,
Wrap-Over**

NY161

**NYC
Modular, 90° Corner,
Wrap-Over**

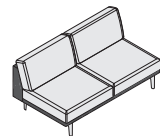
2. Upholstery Style



Upholstery Style

DF DUAL UPHOLSTERY

Dual upholstery option allows for a second textile to be applied to NYC seats and backs.

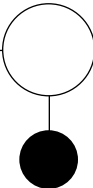


135° Corner
Plinth 3.0 yds
Seat and Back 4.0 yds

150° Corner
Plinth 3.0 yds
Seat and Back 4.0 yds

90° Corner
Plinth 3.0 yds
Seat and Backs 4.0 yds

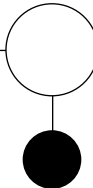
3. Leg Choice



Leg Choice

C1 ALUMINUM
LEGS WITH
ADJUSTABLE
GLIDES

4. Leg Finish



Standard Powder Coat

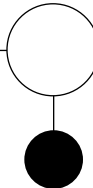
BL	BLUE
BM	BLACK MATTE
CP	CHAMPAGNE
DB	DARK BRONZE
DG	DARK GRAY
DP	DUSTY PINK
DS	DARK SAGE
LG	LIGHT GRAY
LL	LILAC GRAY
LP	LIGHT PISTACHIO
LR	LIPSTICK RED
MB	MIDNIGHT BLUE

Polished Metal

AL POLISHED ALUMINUM/CHROME +242

Chrome rails with polished aluminum legs.

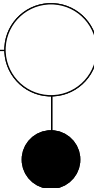
5. Power



Power

Refer to power ordering steps on [page 7](#).

6. Options



Welt Cord

WI	WELT CORD ON SEAT	+64
W3	WELT CORD ON SEAT AND BACK	+160

Sewn Tuft

T1	TUFTED SEAT	+64
T3	TUFTED SEAT AND BACK	+160

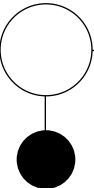
Options

CT CONTRASTING THREAD

Important Option Parameters

Welt cords and sewn tufts can be specified on the same cushions. Contrasting thread is not available with the welt cord option.

7. Upholstery



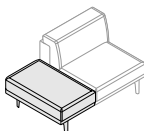
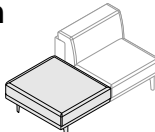
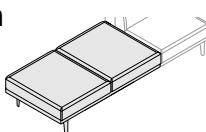
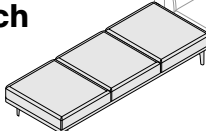
Upholstery

See [general information section](#) for details on textile program and COM/COL information.

Yardages provided are for non-directional fabrics that are applied railroaded. Directional fabrics may require additional yardage.

When specifying dual upholstery models, the higher of the two grades will determine price.

Tufting will help evenly distribute the wrinkling that will occur with certain leathers and fabrics.

							Textile Upholstery Grades															Leather Upholstery Grades				
					COM	COL				COL																
TITLE	SERIES	MODEL	STYLE	DIMENSIONS	YDG	SQFT	COM	A	B	C	D	E	F	G	H	I	J	K	L	M	W	X	Y	E1	E2	
<div>Modular 2/3-Seat In-line Bench Wrap-Over</div> <div></div>	NY	07	1	20W x 34.5D x 17.5H	2.5	30	2,078	2,168	2,267	2,363	2,460	2,560	2,667	2,777	2,901	3,067	3,264	3,461	3,653	3,852	2,825	3,089	3,754	4,148	4,865	
<div>Modular One-Seat In-line Bench Wrap-Over</div> <div></div>	NY	04	1	30W x 34.5D x 17.5H	3	40	2,458	2,594	2,741	2,883	3,032	3,179	3,339	3,503	3,693	3,942	4,234	4,529	4,821	5,117	3,418	3,759	4,635	5,145	6,088	
<div>Modular Two-Seat In-line Bench Wrap-Over</div> <div></div>	NY	05	1	60W x 34.5D x 17.5H	5	74	3,876	4,103	4,347	4,585	4,832	5,077	5,348	5,616	5,933	6,346	6,839	7,333	7,816	8,307	5,669	6,297	7,908	8,852	10,589	
<div>Modular Three-Seat In-line Bench Wrap-Over</div> <div></div>	NY	06	1	90W x 34.5D x 17.5H	7.5	99	5,623	5,941	6,285	6,618	6,962	7,306	7,684	8,062	8,507	9,083	9,772	10,463	11,140	11,829	8,244	9,161	11,503	12,879	15,402	

To Order Select Below

1. Series/Model/Style

NY071

NYC
Modular, 2/3-Seat In-line Bench, Wrap-Over

NY041

NYC
Modular, One-Seat In-line Bench, Wrap-Over

NY051

NYC
Modular, Two-Seat In-line Bench, Wrap-Over

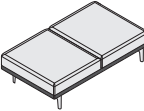
NY061

NYC
Modular, Three-Seat In-line Bench, Wrap-Over

2. Upholstery Style

DF DUAL UPHOLSTERY

Dual upholstery option allows for a second textile to be applied to NYC seats and backs.



2/3-Seat In-Line Bench

Plinth 1.5 yds
Seat 2.0 yds

One-Seat In-Line Bench

Plinth 1.5 yds
Seat 2.5 yds

Two-Seat In-Line Bench

Plinth 2.0 yds
Seats 4.0 yds

Three-Seat In-Line Bench

Plinth 2.0 yds
Seats 6.0 yds

3. Leg Choice

C1

ALUMINUM
LEGS WITH
ADJUSTABLE
GLIDES

4. Leg Finish

BL BLUE

BM BLACK MATTE

CP CHAMPAGNE

DB DARK BRONZE

DG DARK GRAY

DP DUSTY PINK

DS DARK SAGE

LG LIGHT GRAY

LL LILAC GRAY

LP LIGHT PISTACHIO

LR LIPSTICK RED

MB MIDNIGHT BLUE

MG MEADOW GREEN

MK MILK

MS METALLIC SILVER

NK NICKEL

OC OCHRE

PY PALE YELLOW

RO RED ORANGE

RR RUSTY RED

SB SOFT BLUE

SD SAND

TC TERRACOTTA

TP TAUPE

Polished Metal

AL POLISHED ALUMINUM/CHROME

Chrome rails with polished aluminum legs.

5. Power

Power

Refer to power ordering steps on page 7.

6. Options

WI WELT CORD ON SEAT

2/3-Seat 1-Seat +642-Seat +1283-Seat +191

T1 TUFTED SEAT

2/3-Seat 1-Seat +642-Seat +1283-Seat +191

CT CONTRASTING THREAD

Important Option Parameters

Welt cords and sewn tufts can be specified on the same cushions. Contrasting thread is not available with the welt cord option.

7. Upholstery

Upholstery

See general information section for details on textile program and COM/ COL information.

Yardages provided are for non-directional fabrics that are applied railroaded. Directional fabrics may require additional yardage.

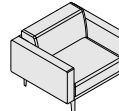
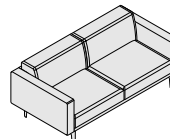
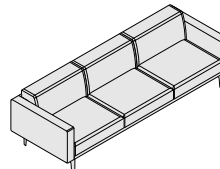
When specifying dual upholstery models, the higher of the two grades will determine price.

Tufting will help evenly distribute the wrinkling that will occur with certain leathers and fabrics.

23

NYC

WRAP-OVERD: STAND ALONE SEATING, 4IN ARM

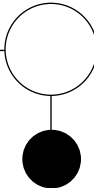
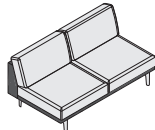
						COM		COL		Textile Upholstery Grades												Leather Upholstery Grades				
TITLE	SERIES	MODEL	STYLE	ARM	DIMENSIONS	YDG	SQFT	COM	A	B	C	D	E	F	G	H	I	J	K	L	M	W	X	Y	E1	E2
Stand Alone Club Chair Wrap-Over 4in Arm 	NY	11	1	B24	38W x 34.5D x 29.5H	7	108	5,051	5,337	5,649	5,950	6,261	6,571	6,912	7,253	7,654	8,177	8,796	9,418	10,033	10,653	7,651	8,552	10,854	12,206	14,684
Stand Alone Two-Seat Sofa Wrap-Over 4in Arm 	NY	12	1	B24	68W x 34.5D x 29.5H	11	170	7,463	7,904	8,382	8,843	9,323	9,800	10,325	10,850	11,466	12,270	13,227	14,182	15,124	16,080	11,578	12,998	16,626	18,761	22,671
Stand Alone Three-Seat Sofa Wrap-Over 4in Arm 	NY	13	1	B24	98W x 34.5D x 29.5H	15	232	9,948	10,607	11,326	12,020	12,737	13,454	14,240	15,027	15,953	17,155	18,590	20,027	21,439	22,872	15,499	17,443	22,390	25,304	30,642

To Order Select Below

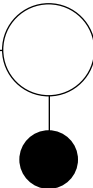
1. Series/Model/Style/Arm


NY111B24
NYC Stand Alone, Club Chair Wrap-Over, 4in Arm
NY121B24
NYC Stand Alone, Two-Seat Sofa, Wrap-Over, 4in Arm
NY131B24
NYC Stand Alone, Three-Seat Sofa, Wrap-Over, 4in Arm

2. Upholstery Style

	Upholstery Style
DF	DUAL UPHOLSTERY
Dual upholstery option allows for a second textile to be applied to NYC seats and backs.	
	
Club Chair Plinth and Arms Seat and Back	4.5 yds 3.5 yds
Two-Seat Sofa Plinth and Arms Seats and Backs	5.5 yds 6.0 yds
Three-Seat Sofa Plinth and Arms Seats and Backs	6.5 yds 9.0 yds

3. Leg Choice

	Leg Choice
C1	ALUMINUM LEGS WITH ADJUSTABLE GLIDES

4. Leg Finish



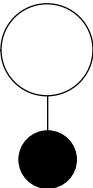
BL	BLUE	MG	MEADOW GREEN
BM	BLACK MATTE	MK	MILK
CP	CHAMPAGNE	MS	METALLIC SILVER
DB	DARK BRONZE	NK	NICKEL
DG	DARK GRAY	OC	OCHRE
DP	DUSTY PINK	PY	PALE YELLOW
DS	DARK SAGE	RO	RED ORANGE
LG	LIGHT GRAY	RR	RUSTY RED
LL	LILAC GRAY	SB	SOFT BLUE
LP	LIGHT PISTACHIO	SD	SAND
LR	LIPSTICK RED	TC	TERRACOTTA
MB	MIDNIGHT BLUE	TP	TAUPE



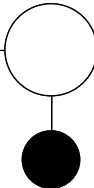


Polished Metal	1-Seat	2-Seat	
AL	POLISHED ALUMINUM/CHROME	+242	+242

Chrome rails with polished aluminum legs.

5. Power

	Power
Refer to power ordering steps on page 7 .	

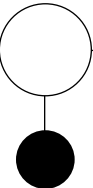
6. Options

	Welt Cord	1-Seat	2-Seat	3-Seat
WI	WELT CORD ON SEAT	+64	+128	+191
W3	WELT CORD ON SEAT AND BACK	+113	+225	+337
	Sewn Tuft			
T1	TUFTED SEAT	+64	+128	+191
T3	TUFTED SEAT AND BACK	+113	+225	+337
	Options			
CT	CONTRASTING THREAD			

Important Option Parameters

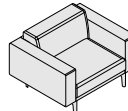
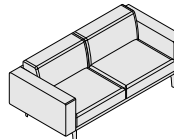
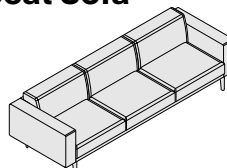
Welt cords and sewn tufts can be specified on the same cushions. Contrasting thread is not available with the welt cord option.

7. Upholstery

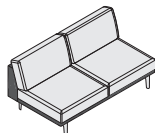
	Upholstery
See general information section for details on textile program and COM/ COL information.	
Yardages provided are for non-directional fabrics that are applied railroaded. Directional fabrics may require additional yardage.	
When specifying dual upholstery models, the higher of the two grades will determine price.	
Tufting will help evenly distribute the wrinkling that will occur with certain leathers and fabrics.	

NYC

WRAP-OVER: STAND ALONE SEATING, 6IN ARM

						COM		COL		Textile Upholstery Grades												Leather Upholstery Grades				
TITLE	SERIES	MODEL	STYLE	ARM	DIMENSIONS	YDG	SQFT	COM	A	B	C	D	E	F	G	H	I	J	K	L	M	W	X	Y	E1	E2
Stand Alone Club Chair Wrap-Over 6in Arm 	NY	11	1	B26	42W x 34.5D x 29.5H	7	108	5,051	5,337	5,649	5,950	6,261	6,571	6,912	7,253	7,654	8,177	8,796	9,418	10,033	10,653	7,651	8,552	10,854	12,206	14,684
Stand Alone Two-Seat Sofa Wrap-Over 6in Arm 	NY	12	1	B26	72W x 34.5D x 29.5H	11	170	7,463	7,904	8,382	8,843	9,323	9,800	10,325	10,850	11,466	12,270	13,227	14,182	15,124	16,080	11,578	12,998	16,626	18,761	22,671
Stand Alone Three-Seat Sofa Wrap-Over 6in Arm 	NY	13	1	B26	102W x 34.5D x 29.5H	15	232	9,948	10,607	11,326	12,020	12,737	13,454	14,240	15,027	15,953	17,155	18,590	20,027	21,439	22,872	15,499	17,443	22,390	25,304	30,642

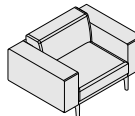
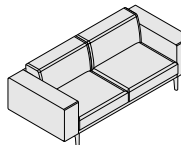
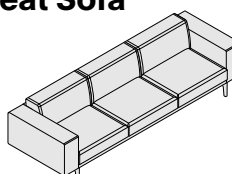
To Order Select Below

1. Series/Model/Style/Arm	2. Upholstery Style	3. Leg Choice	4. Leg Finish	5. Power	6. Options	7. Upholstery
<div></div> <div>NY111B26</div> <div>NYC Stand Alone, Club Chair Wrap-Over, 6in Arm</div>	<div>DF DUAL UPHOLSTERY</div> <div>Dual upholstery option allows for a second textile to be applied to NYC seats and backs.</div> <div></div> <div>Club Chair Plinth and Arms 4.5 yds Seat and Back 3.5 yds</div> <div>Two-Seat Sofa Plinth and Arms 5.5 yds Seats and Backs 6.0 yds</div> <div>Three-Seat Sofa Plinth and Arms 6.5 yds Seats and Backs 9.0 yds</div>	<div>C1ALUMINUM LEGS WITH ADJUSTABLE GLIDES</div>	<div>BL BLUE BM BLACK MATTE CP CHAMPAGNE DB DARK BRONZE DG DARK GRAY DP DUSTY PINK DS DARK SAGE LG LIGHT GRAY LL LILAC GRAY LP LIGHT PISTACHIO LR LIPSTICK RED MB MIDNIGHT BLUE</div> <div>MG MEADOW GREEN MK MILK MS METALLIC SILVER NK NICKEL OC OCHRE PY PALE YELLOW RO RED ORANGE RR RUSTY RED SB SOFT BLUE SD SAND TC TERRACOTTA TP TAUPE</div>	<div></div> <div>Power</div> <div>Refer to power ordering steps on page 7.</div>	<div><div>WI WELT CORD ON SEAT+641-Seat+1282-Seat+1913-Seat</div><div>W3 WELT CORD ON SEAT AND BACK+113+225+337</div></div> <div><div>Sewn Tuft</div><div>T1 TUFTED SEAT+64+128+191</div><div>T3 TUFTED SEAT AND BACK+113+225+337</div></div> <div><div>Options</div><div>CT CONTRASTING THREAD</div></div> <div><div>Important Option Parameters</div><div>Welt cords and sewn tufts can be specified on the same cushions. Contrasting thread is not available with the welt cord option.</div></div>	<div><div>Upholstery</div><div>See general information section for details on textile program and COM/ COL information.</div><div>Yardages provided are for non-directional fabrics that are applied railroaded. Directional fabrics may require additional yardage.</div><div>When specifying dual upholstery models, the higher of the two grades will determine price.</div><div>Tufting will help evenly distribute the wrinkling that will occur with certain leathers and fabrics.</div></div>
			<div></div> <div>Polished Metal</div> <div>AL POLISHED ALUMINUM/CHROME+2421-Seat+2422-Seat+3223-Seat</div>			

Chrome rails with polished aluminum legs.

NYC

WRAP-OVER: STAND ALONE SEATING, 9IN ARM

						COM	COL	Textile Upholstery Grades														Leather Upholstery Grades				
TITLE	SERIES	MODEL	STYLE	ARM	DIMENSIONS	YDG	SQFT	COM	A	B	C	D	E	F	G	H	I	J	K	L	M	W	X	Y	E1	E2
Stand Alone Club Chair Wrap-Over 9in Arm 	NY	11	1	B29	48W x 34.5D x 29.5H	9	112	5,146	5,520	5,928	6,321	6,728	7,133	7,579	8,025	8,551	9,232	10,044	10,858	11,658	12,471	7,778	8,720	11,112	12,521	15,104
Stand Alone Two-Seat Sofa Wrap-Over 9in Arm 	NY	12	1	B29	78W x 34.5D x 29.5H	13	174	7,557	8,085	8,658	9,215	9,790	10,364	10,993	11,622	12,364	13,326	14,475	15,622	16,749	17,899	11,703	13,164	16,885	19,077	23,091
Stand Alone Three-Seat Sofa Wrap-Over 9in Arm 	NY	13	1	B29	108W x 34.5D x 29.5H	17	236	10,044	10,792	11,605	12,390	13,206	14,018	14,909	15,800	16,849	18,212	19,840	21,466	23,065	24,692	15,626	17,607	22,651	25,620	31,063

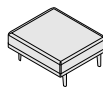
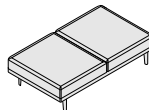
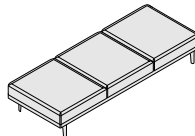
To Order Select Below

1. Series/Model/Style/Arm	2. Upholstery Style	3. Leg Choice	4. Leg Finish	5. Power	6. Options	7. Upholstery
<div></div> <div>NY111B29</div> <div>NYC Stand Alone, Club Chair Wrap-Over, 9in Arm</div>	<div>DF DUAL UPHOLSTERY</div> <div>Dual upholstery option allows for a second textile to be applied to NYC seats and backs.</div>	<div>C1</div> <div>ALUMINUM LEGS WITH ADJUSTABLE GLIDES</div>	<div>BL BLUE</div> <div>BM BLACK MATTE</div> <div>CP CHAMPAGNE</div> <div>DB DARK BRONZE</div> <div>DG DARK GRAY</div> <div>DP DUSTY PINK</div> <div>DS DARK SAGE</div> <div>LG LIGHT GRAY</div> <div>LL LILAC GRAY</div> <div>LP LIGHT PISTACHIO</div> <div>LR LIPSTICK RED</div> <div>MB MIDNIGHT BLUE</div>	<div></div> <div>Power</div> <div>Refer to power ordering steps on page 7.</div>	<div><div>WI WELT CORD ON SEAT</div><div>W3 WELT CORD ON SEAT AND BACK</div></div> <div><div>Sewn Tuft</div><div>T1 TUFTED SEAT</div><div>T3 TUFTED SEAT AND BACK</div></div> <div><div>Options</div><div>CT CONTRASTING THREAD</div></div>	<div><div>1-Seat2-Seat3-Seat</div><div>WELT CORD ON SEAT WELT CORD ON SEAT AND BACK</div><div><div>WELT CORD ON SEAT WELT CORD ON SEAT AND BACK</div><div>1-Seat2-Seat3-Seat</div></div></div> <div><div>Upholstery</div><div>See general information section for details on textile program and COM/ COL information.</div><div>Yardages provided are for non-directional fabrics that are applied railroaded. Directional fabrics may require additional yardage.</div><div>When specifying dual upholstery models, the higher of the two grades will determine price.</div><div>Tufting will help evenly distribute the wrinkling that will occur with certain leathers and fabrics.</div></div>
<div>NY121B29</div> <div>NYC Stand Alone, Two-Seat Sofa, Wrap-Over, 9in Arm</div>	<div><div>Club Chair</div><div>Plinth and Arms Seat and Back</div><div>6.5 yds 3.5 yds</div></div> <div><div>Two-Seat Sofa</div><div>Plinth and Arms Seats and Backs</div><div>7.5 yds 6.0 yds</div></div>					
<div>NY131B29</div> <div>NYC Stand Alone, Three-Seat Sofa, Wrap-Over, 9in Arm</div>	<div><div>Three-Seat Sofa</div><div>Plinth and Arms Seats and Backs</div><div>9.0 yds 8.0 yds</div></div>		<div><div>Polished Metal</div><div>AL POLISHED ALUMINUM/CHROME</div></div>	<div><div>1-Seat2-Seat3-Seat</div><div>+242+242+322</div></div>		

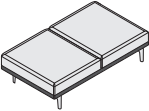
Chrome rails with polished aluminum legs.

NYC

WRAP-OVER: STAND ALONE BENCHES

					COM	COL	Textile Upholstery Grades															Leather Upholstery Grades				
TITLE	SERIES	MODEL	STYLE	DIMENSIONS	YDG	SQFT	COM	A	B	C	D	E	F	G	H	I	J	K	L	M	W	X	Y	E1	E2	
Stand Alone One-Seat Bench Wrap-Over 	NY	01	1	30W x 33.5D x 17.5H	3	40	3,118	3,253	3,400	3,542	3,692	3,839	4,000	4,164	4,354	4,603	4,895	5,192	5,482	5,777	4,078	4,420	5,296	5,805	6,750	
Stand Alone Two-Seat Bench Wrap-Over 	NY	02	1	60W x 33.5D x 17.5H	5.5	74	3,876	4,103	4,347	4,585	4,832	5,077	5,348	5,616	5,933	6,346	6,839	7,333	7,816	8,307	5,669	6,297	7,908	8,852	10,589	
Stand Alone Three-Seat Bench Wrap-Over 	NY	03	1	90W x 33.5D x 17.5H	7.5	99	5,623	5,941	6,285	6,618	6,962	7,306	7,684	8,062	8,507	9,083	9,772	10,463	11,140	11,829	8,244	9,161	11,503	12,879	15,402	

To Order Select Below

1. Series/Model/Style	2. Upholstery Style	3. Leg Choice	4. Leg Finish	5. Power	6. Options	7. Upholstery
<div><div></div><div></div></div> <div>NY011</div> <div>NYC Stand Alone, One-Seat Bench, Wrap-Over</div>	<div><div></div><div></div></div> <div>DF DUAL UPHOLSTERY</div> <div>Dual upholstery option allows for a second textile to be applied to NYC seats and backs.</div> <div></div> <div>One-Seat Stand Alone Bench Plinth 1.5 yds Seat 2.5 yds</div> <div>Two-Seat Stand Alone Bench Plinth 2.0 yds Seats 4.0 yds</div> <div>Three-Seat Stand Alone Bench Plinth 2.0 yds Seats 6.0 yds</div>	<div><div></div><div></div></div> <div>C1 ALUMINUM LEGS WITH ADJUSTABLE GLIDES</div>	<div><div></div><div></div></div> <div><div><div>BL BLUE</div><div>BM BLACK MATTE</div><div>CP CHAMPAGNE</div><div>DB DARK BRONZE</div><div>DG DARK GRAY</div><div>DP DUSTY PINK</div><div>DS DARK SAGE</div><div>LG LIGHT GRAY</div><div>LL LILAC GRAY</div><div>LP LIGHT PISTACHIO</div><div>LR LIPSTICK RED</div><div>MB MIDNIGHT BLUE</div></div><div><div>MG MEADOW GREEN</div><div>MK MILK</div><div>MS METALLIC SILVER</div><div>NK NICKEL</div><div>OC OCHRE</div><div>PY PALE YELLOW</div><div>RO RED ORANGE</div><div>RR RUSTY RED</div><div>SD SAND</div><div>TC TERRACOTTA</div><div>TP TAUPE</div></div></div>	<div><div></div><div></div></div> <div>Power</div> <div>Refer to power ordering steps on page 7.</div>	<div><div></div><div></div></div> <div><div><div>WI WELT CORD ON SEAT</div><div>T1 TUFTED SEAT</div></div><div><div>Sewn Tuft</div><div>Options</div></div></div> <div><div>1-Seat</div><div>2-Seat</div><div>3-Seat</div></div> <div><div>+64</div><div>+128</div><div>+191</div></div> <div>Important Option Parameters Welt cords and sewn tufts can be specified on the same cushions. Contrasting thread is not available with the welt cord option.</div>	<div><div></div><div></div></div> <div>Upholstery</div> <div>See general information section for details on textile program and COM/ COL information.</div> <div>Yardages provided are for non-directional fabrics that are applied railroaded. Directional fabrics may require additional yardage.</div> <div>When specifying dual upholstery models, the higher of the two grades will determine price.</div> <div>Tufting will help evenly distribute the wrinkling that will occur with certain leathers and fabrics.</div>

Chrome rails with polished aluminum legs.

RELAXED: MODULAR SEATING

To Order Select Below

7. Upholstery



See general

**for details on textile
program and COM/
COL information.**

Yardages provided are for non-directional fabrics that are applied railroaded. Directional fabrics may require additional yardage.

When specifying dual upholstery models, the higher of the two grades will determine price.

higher of the two grades will determine price.

Tufting will help evenly distribute the wrinkling that will occur with certain leathers and fabrics.



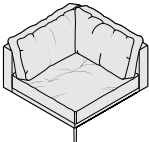
distribute the wrinkling that will occur with certain leathers and fabrics.

that will occur with certain leathers and fabrics.

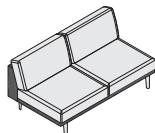
Chrome rails with polished aluminum legs.

NYC

RELAXED: MODULAR CORNERS

							Textile Upholstery Grades														Leather Upholstery Grades				
TITLE	SERIES	MODEL	STYLE	DIMENSIONS	YDG	SQFT	COM	A	B	C	D	E	F	G	H	I	J	K	L	M	W	X	Y	E1	E2
<div>Modular 135 Degree Corner Relaxed</div> <div></div>	NY	14	3	42W x 34.5D x 31H	6	65	4,938	5,200	5,488	5,768	6,054	6,339	6,655	6,969	7,340	7,821	8,396	8,970	9,534	10,108	6,425	6,970	8,368	9,188	10,692
<div>Modular 150 Degree Corner Relaxed</div> <div></div>	NY	15	3	40.4W x 34.5D x 31H	6	65	4,938	5,200	5,488	5,768	6,054	6,339	6,655	6,969	7,340	7,821	8,396	8,970	9,534	10,108	6,425	6,970	8,368	9,188	10,692
<div>Modular 90 Degree Corner Relaxed</div> <div></div>	NY	16	3	35W x 35D x 31H	7	89	5,269	5,544	5,839	6,125	6,422	6,718	7,045	7,369	7,751	8,249	8,842	9,436	10,018	10,612	7,395	8,147	10,062	11,185	13,247



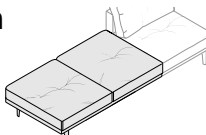
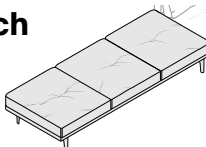
To Order Select Below

1. Series/Model/Style	2. Upholstery Style	3. Leg Choice	4. Leg Finish	5. Power	6. Options	7. Upholstery
<div><div></div><div></div></div> <div>NY143</div> <div>NYC Modular, 135° Corner, Relaxed</div>	<div><div></div><div></div></div> <div>DF DUAL UPHOLSTERY</div> <div>Dual upholstery option allows for a second textile to be applied to NYC seats and backs.</div> <div></div> <div><div>135° Corner</div><div>Plinth 3.0 yds Seat and Back 4.0 yds</div></div> <div><div>150° Corner</div><div>Plinth 3.0 yds Seat and Back 4.0 yds</div></div> <div><div>90° Corner</div><div>Plinth 3.0 yds Seat and Backs 4.0 yds</div></div>	<div><div></div><div></div></div> <div>C1 ALUMINUM LEGS WITH ADJUSTABLE GLIDES</div>	<div><div></div><div></div></div> <div><div>BL BLUE</div><div>BM BLACK MATTE</div><div>CP CHAMPAGNE</div><div>DB DARK BRONZE</div><div>DG DARK GRAY</div><div>DP DUSTY PINK</div><div>DS DARK SAGE</div><div>LG LIGHT GRAY</div><div>LL LILAC GRAY</div><div>LP LIGHT PISTACHIO</div><div>LR LIPSTICK RED</div><div>MB MIDNIGHT BLUE</div></div> <div><div></div><div></div></div> <div><div>AL POLISHED ALUMINUM/CHROME</div></div>	<div><div></div><div></div></div> <div><div>Power</div><div>Refer to power ordering steps on page 7.</div></div>	<div><div></div><div></div></div> <div><div>WI WELT CORD ON SEAT +64</div><div>W3 WELT CORD ON SEAT AND BACK +160</div></div> <div><div></div><div></div></div> <div><div>Options</div></div> <div><div>CT CONTRASTING THREAD</div></div> <div><div>Important Option Parameters</div><div>Contrasting thread is not available with the welt cord option.</div></div>	<div><div></div><div></div></div> <div><div>Upholstery</div><div>See general information section for details on textile program and COM/COL information.</div><div>Yardages provided are for non-directional fabrics that are applied railroaded. Directional fabrics may require additional yardage.</div><div>When specifying dual upholstery models, the higher of the two grades will determine price.</div><div>Tufting will help evenly distribute the wrinkling that will occur with certain leathers and fabrics.</div></div>

Chrome rails with polished aluminum legs.

NYC

RELAXED: MODULAR IN-LINE BENCHES

					COM		COL		Textile Upholstery Grades															Leather Upholstery Grades				
					COM	COL	COM	A	B	COL	C	D	E	F	G	H	I	J	K	L	M	W	X	Y	E1	E2		
TITLE	SERIES	MODEL	STYLE	DIMENSIONS	YDG	SQFT	COM	A	B	C	D	E	F	G	H	I	J	K	L	M	W	X	Y	E1	E2			
Modular 2/3-Seat In-line Bench Relaxed 	NY	07	3	20W x 34.5D x 17.5H	2.5	30	2,242	2,333	2,433	2,529	2,626	2,724	2,831	2,941	3,066	3,231	3,428	3,625	3,819	4,017	2,992	3,252	3,918	4,312	5,031			
Modular One-Seat In-line Bench Relaxed 	NY	04	3	30W x 34.5D x 17.5H	3	40	2,623	2,758	2,906	3,049	3,198	3,343	3,507	3,670	3,858	4,106	4,401	4,695	4,987	5,282	3,584	3,925	4,801	5,311	6,257			
Modular Two-Seat In-line Bench Relaxed 	NY	05	3	60W x 34.5D x 17.5H	5	74	4,205	4,432	4,676	4,915	5,163	5,407	5,678	5,946	6,264	6,676	7,169	7,662	8,145	8,638	5,997	6,629	8,237	9,184	10,917			
Modular Three-Seat In-line Bench Relaxed 	NY	06	3	90W x 34.5D x 17.5H	7.5	100	6,118	6,435	6,779	7,113	7,456	7,802	8,180	8,557	9,002	9,579	10,268	10,956	11,633	12,322	8,739	9,656	11,997	13,373	15,898			

To Order Select Below

1. Series/Model/Style

NY073

NYC
Modular, 2/3-Seat In-line Bench, Relaxed

NY043

NYC
Modular, One-Seat In-line Bench, Relaxed

NY053

NYC
Modular, Two-Seat In-line Bench, Relaxed

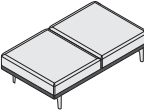
NY063

NYC
Modular, Three-Seat In-line Bench, Relaxed

2. Upholstery Style

DF DUAL UPHOLSTERY

Dual upholstery option allows for a second textile to be applied to NYC seats and backs.



2/3-Seat In-Line Bench

Plinth 1.5 yds
Seat 2.0 yds

One-Seat In-Line Bench

Plinth 1.5 yds
Seat 2.5 yds

Two-Seat In-Line Bench

Plinth 2.0 yds
Seats 4.0 yds

Three-Seat In-Line Bench

Plinth 2.0 yds
Seats 6.0 yds

3. Leg Choice

C1 ALUMINUM LEGS WITH ADJUSTABLE GLIDES

4. Leg Finish

BL BLUE

BM BLACK MATTE

CP CHAMPAGNE

DB DARK BRONZE

DG DARK GRAY

DP DUSTY PINK

DS DARK SAGE

LG LIGHT GRAY

LL LILAC GRAY

LP LIGHT PISTACHIO

LR LIPSTICK RED

MB MIDNIGHT BLUE

MG MEADOW GREEN

MK MILK

MS METALLIC SILVER

NK NICKEL

OC OCHRE

PY PALE YELLOW

RO RED ORANGE

RR RUSTY RED

SB SOFT BLUE

SD SAND

TC TERRACOTTA

TP TAUPE

2/3-Seat 1-Seat 2-Seat 3-Seat

AL POLISHED ALUMINUM/CHROME +242 +242 +322

Chrome rails with polished aluminum legs.

5. Power

Power

Refer to power ordering steps on page 7.

6. Options

WI WELT CORD ON SEAT

Options

CT CONTRASTING THREAD

2/3-Seat 1-Seat 2-Seat 3-Seat

+64 +128 +191

Important Option Parameters

Contrasting thread is not available with the welt cord option.

7. Upholstery

Upholstery

See general information section for details on textile program and COM/ COL information.

Yardages provided are for non-directional fabrics that are applied railroaded. Directional fabrics may require additional yardage.

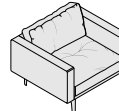

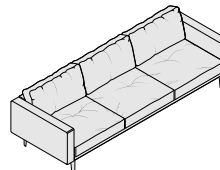
When specifying dual upholstery models, the higher of the two grades will determine price.

Tufting will help evenly distribute the wrinkling that will occur with certain leathers and fabrics.

30

NYC

RELAXED: STAND ALONE SEATING, 4IN ARM

						COM	COL	Textile Upholstery Grades														Leather Upholstery Grades				
TITLE	SERIES	MODEL	STYLE	ARM	DIMENSIONS	YDG	SQFT	COM	A	B	C	D	E	F	G	H	I	J	K	L	M	W	X	Y	E1	E2
<div>Stand Alone Club Chair</div> <div>Relaxed 4in Arm</div> <div></div>	NY	11	3	B24	38W x 34.5D x 29.5H	7	98	5,362	5,641	5,940	6,234	6,533	6,836	7,164	7,496	7,885	8,388	8,993	9,595	10,189	10,791	7,800	8,649	10,815	12,085	14,419
<div>Stand Alone Two-Seat Sofa</div> <div>Relaxed 4in Arm</div> <div></div>	NY	12	3	B24	68W x 34.5D x 29.5H	11	154	8,106	8,546	9,023	9,486	9,964	10,443	10,967	11,491	12,108	12,910	13,869	14,825	15,765	16,724	11,813	13,109	16,565	18,356	21,921
<div>Stand Alone Three-Seat Sofa</div> <div>Relaxed 4in Arm</div> <div></div>	NY	13	3	B24	98W x 34.5D x 29.5H	14	209	10,909	11,569	12,287	12,981	13,699	14,416	15,204	15,990	16,915	18,120	19,553	20,989	22,399	23,836	15,873	17,629	22,109	24,746	29,574

To Order Select Below

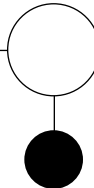
1. Series/Model/Style/Arm


NY113B24
NYC Stand Alone, Club Chair Relaxed, 4in Arm
NY123B24
NYC Stand Alone, Two-Seat Sofa, Relaxed, 4in Arm
NY133B24
NYC Stand Alone, Three-Seat Sofa, Relaxed, 4in Arm

2. Upholstery Style

	Upholstery Style
DF	DUAL UPHOLSTERY
Dual upholstery option allows for a second textile to be applied to NYC seats and backs.	
	
Club Chair Plinth and Arms Seat and Back	4.5 yds 3.5 yds
Two-Seat Sofa Plinth and Arms Seats and Backs	5.5 yds 6.0 yds
Three-Seat Sofa Plinth and Arms Seats and Backs	6.5 yds 8.0 yds

3. Leg Choice

	Leg Choice
C1	ALUMINUM LEGS WITH ADJUSTABLE GLIDES

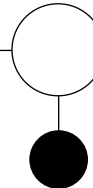
4. Leg Finish

	Standard Powder Coat
BL	BLUE
BM	BLACK MATTE
CP	CHAMPAGNE
DB	DARK BRONZE
DG	DARK GRAY
DP	DUSTY PINK
DS	DARK SAGE
LG	LIGHT GRAY
LL	LILAC GRAY
LP	LIGHT PISTACHIO
LR	LIPSTICK RED
MB	MIDNIGHT BLUE
	Polished Metal
AL	POLISHED ALUMINUM/CHROME

	1-Seat	2-Seat	3-Seat
	+242	+242	+322

Chrome rails with polished aluminum legs.

5. Power

	Power
Refer to power ordering steps on page 7.	

6. Options

	Welt Cord	1-Seat	2-Seat	3-Seat
WI	WELT CORD ON SEAT	+64	+128	+191
W3	WELT CORD ON SEAT AND BACK	+113	+225	+337

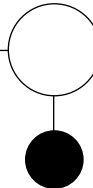
Options

CT	CONTRASTING THREAD
----	--------------------

Important Option Parameters

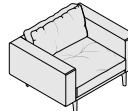
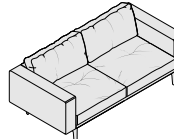
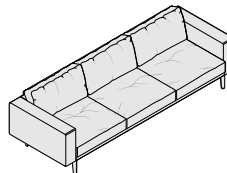
Contrasting thread is not available with the welt cord option.

7. Upholstery

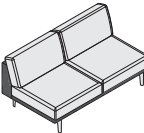
	Upholstery
See general information section for details on textile program and COM/ COL information.	
Yardages provided are for non-directional fabrics that are applied railroaded. Directional fabrics may require additional yardage.	
When specifying dual upholstery models, the higher of the two grades will determine price.	
Tufting will help evenly distribute the wrinkling that will occur with certain leathers and fabrics.	

NYC

RELAXED: STAND ALONE SEATING, 6IN ARM

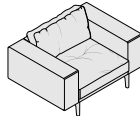
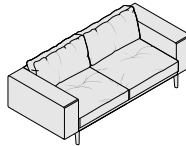

						COM	COL	Textile Upholstery Grades														Leather Upholstery Grades				
TITLE	SERIES	MODEL	STYLE	ARM	DIMENSIONS	YDG	SQFT	COM	A	B	C	D	E	F	G	H	I	J	K	L	M	W	X	Y	E1	E2
<div>Stand Alone Club Chair</div> <div>Relaxed 6in Arm</div> <div></div>	NY	11	3	B26	42W x 34.5D x 29.5H	7	98	5,362	5,641	5,940	6,234	6,533	6,836	7,164	7,496	7,885	8,388	8,993	9,595	10,189	10,791	7,800	8,649	10,815	12,085	14,419
<div>Stand Alone Two-Seat Sofa</div> <div>Relaxed 6in Arm</div> <div></div>	NY	12	3	B26	72W x 34.5D x 29.5H	11	154	8,106	8,546	9,023	9,486	9,964	10,443	10,967	11,491	12,108	12,910	13,869	14,825	15,765	16,724	11,813	13,109	16,565	18,356	21,921
<div>Stand Alone Three-Seat Sofa</div> <div>Relaxed 6in Arm</div> <div></div>	NY	13	3	B26	102W x 34.5D x 29.5H	14	209	10,909	11,569	12,287	12,981	13,699	14,416	15,204	15,990	16,915	18,120	19,553	20,989	22,399	23,836	15,873	17,629	22,109	24,746	29,574

To Order Select Below

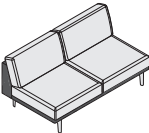
1. Series/Model/Style/Arm	2. Upholstery Style	3. Leg Choice	4. Leg Finish	5. Power	6. Options	7. Upholstery
<div><div></div><div></div></div> <div>NY113B26</div> <div>NYC Stand Alone, Club Chair Relaxed, 6in Arm</div>	<div><div></div><div></div></div> <div>DF DUAL UPHOLSTERY</div> <div>Dual upholstery option allows for a second textile to be applied to NYC seats and backs.</div> <div></div> <div><div>Club Chair</div><div>Plinth and Arms 4.5 yds Seat and Back 3.5 yds</div></div> <div><div>Two-Seat Sofa</div><div>Plinth and Arms 5.5 yds Seats and Backs 6.0 yds</div></div> <div><div>Three-Seat Sofa</div><div>Plinth and Arms 6.5 yds Seats and Backs 9.0 yds</div></div>	<div><div></div><div></div></div> <div>C1 ALUMINUM LEGS WITH ADJUSTABLE GLIDES</div>	<div><div></div><div></div></div> <div><div>BL BLUE</div><div>BM BLACK MATTE</div><div>CP CHAMPAGNE</div><div>DB DARK BRONZE</div><div>DG DARK GRAY</div><div>DP DUSTY PINK</div><div>DS DARK SAGE</div><div>LG LIGHT GRAY</div><div>LL LILAC GRAY</div><div>LP LIGHT PISTACHIO</div><div>LR LIPSTICK RED</div><div>MB MIDNIGHT BLUE</div></div> <div><div></div><div></div></div> <div><div>MG MEADOW GREEN</div><div>MK MILK</div><div>MS METALLIC SILVER</div><div>NK NICKEL</div><div>OC OCHRE</div><div>PY PALE YELLOW</div><div>RO RED ORANGE</div><div>RR RUSTY RED</div><div>SB SOFT BLUE</div><div>SD SAND</div><div>TC TERRACOTTA</div><div>TP TAUPE</div></div> <div><div></div><div></div></div> <div><div>Polished Metal</div><div>1-Seat 2-Seat 3-Seat</div><div>AL POLISHED ALUMINUM/CHROME +242 +242 +322</div></div> <div>Chrome rails with polished aluminum legs.</div>	<div><div></div><div></div></div> <div>Power</div> <div>Refer to power ordering steps on page 7.</div>	<div><div></div><div></div></div> <div><div>Welt Cord</div><div>1-Seat 2-Seat 3-Seat</div><div>WI WELT CORD ON SEAT +64 +128 +191</div><div>W3 WELT CORD ON SEAT AND BACK +113 +225 +337</div></div> <div><div></div><div></div></div> <div><div>Options</div><div>CT CONTRASTING THREAD</div></div> <div>Important Option Parameters</div> <div>Contrasting thread is not available with the welt cord option.</div>	<div><div></div><div></div></div> <div>Upholstery</div> <div>See general information section for details on textile program and COM/ COL information.</div> <div>Yardages provided are for non-directional fabrics that are applied railroaded. Directional fabrics may require additional yardage.</div> <div>When specifying dual upholstery models, the higher of the two grades will determine price.</div> <div>Tufting will help evenly distribute the wrinkling that will occur with certain leathers and fabrics.</div>

NYC

RELAXED: STAND ALONE SEATING, 9IN ARM

						COM		COL		Textile Upholstery Grades												Leather Upholstery Grades				
TITLE	SERIES	MODEL	STYLE	ARM	DIMENSIONS	YDG	SQFT	COM	A	B	C	D	E	F	G	H	I	J	K	L	M	W	X	Y	E1	E2
Stand Alone Club Chair Relaxed 9in Arm 	NY	11	3	B29	48W x 34.5D x 29.5H	9	102	5,466	5,841	6,249	6,641	7,047	7,453	7,900	8,346	8,873	9,552	10,365	11,179	11,978	12,791	7,930	8,814	11,075	12,405	14,840
Stand Alone Two-Seat Sofa Relaxed 9in Arm 	NY	12	3	B29	78W x 34.5D x 29.5H	13	159	8,106	8,546	9,023	9,486	9,964	10,443	10,967	11,491	12,108	12,910	13,869	14,825	15,765	16,724	11,932	13,266	16,820	18,666	22,334
Stand Alone Three-Seat Sofa Relaxed 9in Arm 	NY	13	3	B29	108W x 34.5D x 29.5H	16	214	10,957	11,661	12,426	13,166	13,933	14,696	15,538	16,375	17,365	18,646	20,178	21,708	23,214	24,743	15,996	17,789	22,366	25,057	29,990


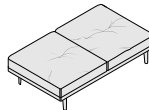
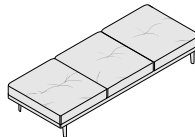
To Order Select Below

1. Series/Model/Style/Arm	2. Upholstery Style	3. Leg Choice	4. Leg Finish	5. Power	6. Options	7. Upholstery
<div><div></div><div></div></div> <div>NY113B29</div> <div>NYC Stand Alone, Club Chair Relaxed, 9in Arm</div>	<div><div></div><div></div></div> <div>DF DUAL UPHOLSTERY</div> <div>Dual upholstery option allows for a second textile to be applied to NYC seats and backs.</div> <div></div> <div><div>Club Chair</div><div>Plinth and Arms 6.5 yds Seat and Back 3.5 yds</div></div> <div><div>Two-Seat Sofa</div><div>Plinth and Arms 7.5 yds Seats and Backs 6.0 yds</div></div> <div><div>Three-Seat Sofa</div><div>Plinth and Arms 9.0 yds Seats and Backs 8.0 yds</div></div>	<div><div></div><div></div></div> <div>C1 ALUMINUM LEGS WITH ADJUSTABLE GLIDES</div>	<div><div></div><div></div></div> <div><div>BL BLUE</div><div>BM BLACK MATTE</div><div>CP CHAMPAGNE</div><div>DB DARK BRONZE</div><div>DG DARK GRAY</div><div>DP DUSTY PINK</div><div>DS DARK SAGE</div><div>LG LIGHT GRAY</div><div>LL LILAC GRAY</div><div>LP LIGHT PISTACHIO</div><div>LR LIPSTICK RED</div><div>MB MIDNIGHT BLUE</div></div> <div><div></div><div></div></div> <div><div>MG MEADOW GREEN</div><div>MK MILK</div><div>MS METALLIC SILVER</div><div>NK NICKEL</div><div>OC OCHRE</div><div>PY PALE YELLOW</div><div>RO RED ORANGE</div><div>RR RUSTY RED</div><div>SB SOFT BLUE</div><div>SD SAND</div><div>TC TERRACOTTA</div><div>TP TAUPE</div></div> <div><div></div><div></div></div> <div><div>Polished Metal</div><div>1-Seat 2-Seat 3-Seat</div><div>AL POLISHED ALUMINUM/CHROME +242 +242 +322</div></div>	<div><div></div><div></div></div> <div>Power</div> <div>Refer to power ordering steps on page 7.</div>	<div><div></div><div></div></div> <div><div>Welt Cord</div><div>1-Seat 2-Seat 3-Seat</div><div>WI WELT CORD ON SEAT +64 +128 +191</div><div>W3 WELT CORD ON SEAT AND BACK +113 +225 +337</div></div> <div><div></div><div></div></div> <div><div>Options</div><div>CT CONTRASTING THREAD</div></div> <div><div>Important Option Parameters</div><div>Contrasting thread is not available with the welt cord option.</div></div>	<div><div></div><div></div></div> <div><div>Upholstery</div><div>See general information section for details on textile program and COM/ COL information.</div></div> <div><div>Yardages provided are for non-directional fabrics that are applied railroaded. Directional fabrics may require additional yardage.</div></div> <div><div>When specifying dual upholstery models, the higher of the two grades will determine price.</div></div> <div><div>Tufting will help evenly distribute the wrinkling that will occur with certain leathers and fabrics.</div></div>

Chrome rails with polished aluminum legs.

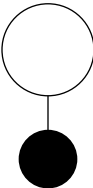
NYC

RELAXED: STAND ALONE BENCHES

					COM	COL	Textile Upholstery Grades															Leather Upholstery Grades				
TITLE	SERIES	MODEL	STYLE	DIMENSIONS	YDG	SQFT	COM	A	B	COL	C	D	E	F	G	H	I	J	K	L	M	W	X	Y	E1	E2
Stand Alone One-Seat Bench Relaxed 	NY	01	3	30W x 33.5D x 17.5H	3	40	3,282	3,419	3,566		3,710	3,857	4,004	4,166	4,328	4,520	4,765	5,061	5,354	5,647	5,941	4,244	4,583	5,459	5,972	6,915
Stand Alone Two-Seat Bench Relaxed 	NY	02	3	60W x 33.5D x 17.5H	5.5	74	4,205	4,432	4,676		4,915	5,163	5,407	5,678	5,946	6,264	6,676	7,169	7,662	8,145	8,638	5,997	6,629	8,237	9,184	10,917
Stand Alone Three-Seat Bench Relaxed 	NY	03	3	90W x 33.5D x 17.5H	7.5	100	6,118	6,435	6,779		7,113	7,456	7,802	8,180	8,557	9,002	9,579	10,268	10,956	11,633	12,322	8,739	9,656	11,997	13,373	15,898

To Order Select Below

1. Series/Model/Style



NY013

**NYC
Stand Alone, One-Seat
Bench, Relaxed**

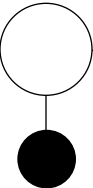
NY023

**NYC
Stand Alone, Two-Seat
Bench, Relaxed**

NY033

**NYC
Stand-Alone, Three-Seat
Bench, Relaxed**

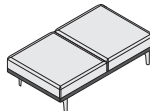
2. Upholstery Style



Upholstery Style

DF DUAL UPHOLSTERY

Dual upholstery option allows for a second textile to be applied to NYC seats and backs.



One-Seat Stand Alone Bench

Plinth 1.5 yds
Seat 2.0 yds

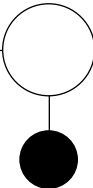
Two-Seat Stand Alone Bench

Plinth 2.0 yds
Seats 4.0 yds

Three-Seat Stand Alone Bench

Plinth 2.0 yds
Seats 6.0 yds

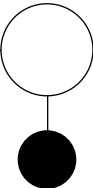
3. Leg Choice



Leg Choice

C1 ALUMINUM
LEGS WITH
ADJUSTABLE
GLIDES

4. Leg Finish



Standard Powder Coat

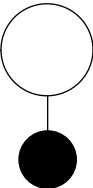
BL	BLUE
BM	BLACK MATTE
CP	CHAMPAGNE
DB	DARK BRONZE
DG	DARK GRAY
DP	DUSTY PINK
DS	DARK SAGE
LG	LIGHT GRAY
LL	LILAC GRAY
LP	LIGHT PISTACHIO
LR	LIPSTICK RED
MB	MIDNIGHT BLUE

Polished Metal

AL POLISHED ALUMINUM/CHROME

Chrome rails with polished aluminum legs.

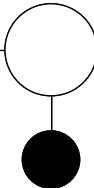
5. Power



Power

Refer to power ordering steps on [page 7](#).

6. Options



Welt Cord

WI WELT CORD ON SEAT

1-Seat

2-Seat

3-Seat

+64

+128

+191

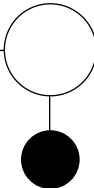
Options

CT CONTRASTING THREAD

Important Option Parameters

Contrasting thread is not available with the welt cord option.

7. Upholstery



Upholstery

See [general information section](#) for details on textile program and COM/ COL information.

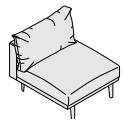
Yardages provided are for non-directional fabrics that are applied railroaded. Directional fabrics may require additional yardage.

When specifying dual upholstery models, the higher of the two grades will determine price.

Tufting will help evenly distribute the wrinkling that will occur with certain leathers and fabrics.

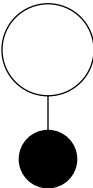
NYC

LOOSE: MODULAR SEATING

					COM	COL	Textile Upholstery Grades															Leather Upholstery Grades				
					COM	COL																				
TITLE	SERIES	MODEL	STYLE	DIMENSIONS	YDG	SQFT	COM	A	B	C	D	E	F	G	H	I	J	K	L	M	W	X	Y	E1	E2	
Modular One-Seat Unit Loose Full Back Cushion		NY	11	5	30W x 34.5D x 31H	5	78	4,088	4,308	4,548	4,778	5,019	5,256	5,519	5,782	6,090	6,491	6,971	7,450	7,918	8,398	5,779	6,294	8,036	8,685	9,679
Modular Two-Seat Unit Loose Full Back Cushion		NY	12	5	60W x 34.5D x 31H	8.5	135	6,637	6,988	7,372	7,743	8,125	8,507	8,927	9,348	9,840	10,484	11,247	12,014	12,766	13,531	9,571	10,458	13,867	15,573	17,605
Modular Three-Seat Unit Loose Full Back Cushion		NY	13	5	90W x 34.5D x 31H	12	199	9,187	9,671	10,197	10,706	11,232	11,757	12,336	12,912	13,590	14,474	15,526	16,576	17,611	18,666	13,560	14,869	19,914	22,361	25,830

To Order Select Below

1. Series/Model/Style



NY115

**NYC
Modular, One-Seat Unit,
Loose, Full Back Cushion**

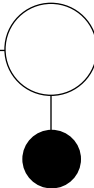
NY125

**NYC
Modular, Two-Seat Unit,
Loose, Full Back Cushion**

NY135

**NYC
Modular, Three-Seat Unit,
Loose, Full Back Cushion**

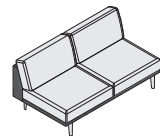
2. Upholstery Style



Upholstery Style

DF DUAL UPHOLSTERY

Dual upholstery option allows for a second textile to be applied to NYC seats and backs.



One-Seat

Plinth 2.1 yds
Seat and Back 3.2 yds

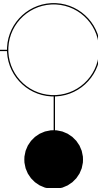
Two-Seat

Plinth 3.0 yds
Seats and Backs 5.5 yds

Three-Seat

Plinth 4.0 yds
Seats and Backs 8.5 yds

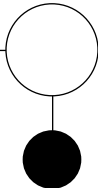
3. Leg Choice



Leg Choice

ALUMINUM
LEGS WITH
ADJUSTABLE
GLIDES
C1

4. Leg Finish



Standard Powder Coat

BL	BLUE
BM	BLACK MATTE
CP	CHAMPAGNE
DB	DARK BRONZE
DG	DARK GRAY
DP	DUSTY PINK
DS	DARK SAGE
LG	LIGHT GRAY
LL	LILAC GRAY
LP	LIGHT PISTACHIO
LR	LIPSTICK RED
MB	MIDNIGHT BLUE

MG	MEADOW GREEN
MK	MILK
MS	METALLIC SILVER
NK	NICKEL
OC	OCHRE
PY	PALE YELLOW
RO	RED ORANGE
RR	RUSTY RED
SB	SOFT BLUE
SD	SAND
TC	TERRACOTTA
TP	TAUPE

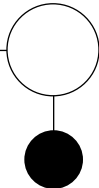


Polished Metal

AL	POLISHED ALUMINUM/CHROME	+242	+242	+322
----	--------------------------	------	------	------

Chrome rails with polished aluminum legs.

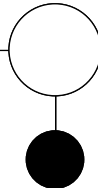
5. Power



Power

Refer to power
ordering steps on
page 7.

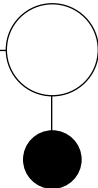
6. Options



Options

CT CONTRASTING THREAD

7. Upholstery



Upholstery

See **general information section**
for details on textile program and
COM/COL information.

Yardages provided are for non-directional fabrics that are applied railroaded. Directional fabrics may require additional yardage.

When specifying dual upholstery models, the higher of the two grades will determine price.

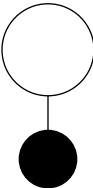
NYC

LOOSE: MODULAR SEATING

					COM	COL	Textile Upholstery Grades															Leather Upholstery Grades				
					COM	COL																				
TITLE	SERIES	MODEL	STYLE	DIMENSIONS	YDG	SQFT	COM	A	B	C	D	E	F	G	H	I	J	K	L	M	W	X	Y	E1	E2	
Modular One-Seat Unit Loose Partial Back Cushion	NY	11	4	30W x 34.5D x 31H	5	78	4,088	4,308	4,548	4,778	5,019	5,256	5,519	5,782	6,090	6,491	6,971	7,450	7,918	8,398	5,779	6,294	8,036	8,685	9,679	
Modular Two-Seat Unit Loose Partial Back Cushion	NY	12	4	60W x 34.5D x 31H	8.5	135	6,637	6,988	7,372	7,743	8,125	8,507	8,927	9,348	9,840	10,484	11,247	12,014	12,766	13,531	9,571	10,458	13,867	15,573	17,605	
Modular Three-Seat Unit Loose Partial Back Cushion	NY	13	4	90W x 34.5D x 31H	12	199	9,187	9,671	10,197	10,706	11,232	11,757	12,336	12,912	13,590	14,474	15,526	16,576	17,611	18,666	13,560	14,869	19,914	22,361	25,830	

To Order Select Below

1. Series/Model/Style



NY114

**NYC
Modular, One-Seat Unit,
Loose, Partial Back
Cushion**

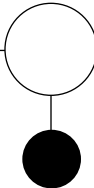
NY124

**NYC
Modular, Two-Seat Unit,
Loose, Partial Back
Cushion**

NY134

**NYC
Modular, Three-Seat Unit,
Loose, Partial Back
Cushion**

2. Upholstery Style

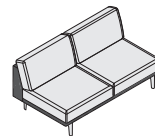


Upholstery Style

DF

DUAL UPHOLSTERY

Dual upholstery option allows for a second textile to be applied to NYC seats and backs.



One-Seat

Plinth 2.1 yds
Seat and Back 3.2 yds

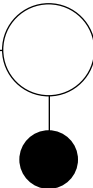
Two-Seat

Plinth 3.0 yds
Seats and Backs 5.5 yds

Three-Seat

Plinth 4.0 yds
Seats and Backs 8.5 yds

3. Leg Choice

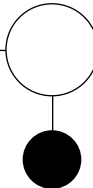


Leg Choice

C1

ALUMINUM
LEGS WITH
ADJUSTABLE
GLIDES

4. Leg Finish



Standard Powder Coat

BL

BLUE

BM

BLACK MATTE

CP

CHAMPAGNE

DB

DARK BRONZE

DG

DARK GRAY

DP

DUSTY PINK

DS

DARK SAGE

LG

LIGHT GRAY

LL

LILAC GRAY

LP

LIGHT PISTACHIO

LR

LIPSTICK RED

MB

MIDNIGHT BLUE

MG

MEADOW GREEN

MK

MILK

MS

METALLIC SILVER

NK

NICKEL

OC

OCHRE

PY

PALE YELLOW

RO

RED ORANGE

RR

RUSTY RED

SB

SOFT BLUE

SD

SAND

TC

TERRACOTTA

TP

TAUPE

Polished Metal

AL

POLISHED ALUMINUM/CHROME

1-Seat

2-Seat

3-Seat

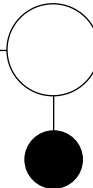
+242

+242

+322

Chrome rails with polished aluminum legs.

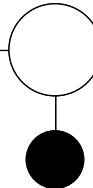
5. Power



Power

Refer to power
ordering steps on
[page 7](#).

6. Options

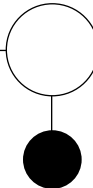


Options

CT

CONTRASTING THREAD

7. Upholstery



Upholstery

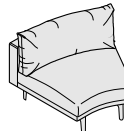
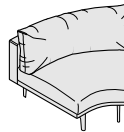
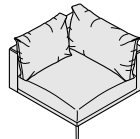
See [general information section](#)
for details on textile program and
COM/COL information.

Yardages provided are for non-directional fabrics that are applied railroaded. Directional fabrics may require additional yardage.

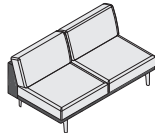
When specifying dual upholstery models, the higher of the two grades will determine price.

NYC

LOOSE: MODULAR CORNERS


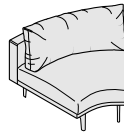
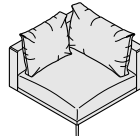
					COM	COL	Textile Upholstery Grades															Leather Upholstery Grades				
					COM	COL																				
TITLE	SERIES	MODEL	STYLE	DIMENSIONS	YDG	SQFT	COM	A	B	C	D	E	F	G	H	I	J	K	L	M	W	X	Y	E1	E2	
<div>Modular 135 Degree Corner Loose Full Back Cushion</div> <div></div>	NY	14	5	42W x 34.5D x 31H	6.3	82	4,777	5,041	5,327	5,606	5,895	6,180	6,497	6,810	7,181	7,660	8,233	8,810	9,373	9,948	6,506	7,044	9,015	9,328	10,323	
<div>Modular 150 Degree Corner Loose Full Back Cushion</div> <div></div>	NY	15	5	40.4W x 34.5D x 31H	6	82	4,777	5,041	5,327	5,606	5,895	6,180	6,497	6,810	7,181	7,660	8,233	8,810	9,373	9,948	6,506	7,044	9,015	9,328	10,323	
<div>Modular 90 Degree Corner Loose Full Back Cushion</div> <div></div>	NY	16	5	35W x 35D x 31H	6	110	5,051	5,271	5,510	5,742	5,981	6,221	6,483	6,745	7,053	7,455	7,932	8,412	8,881	9,360	7,525	8,254	10,615	11,795	13,444	

To Order Select Below

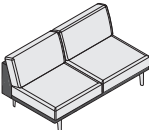
1. Series/Model/Style	2. Upholstery Style	3. Leg Choice	4. Leg Finish	5. Power	6. Options	7. Upholstery
<div><div></div><div></div></div> <div>NY145</div> <div>NYC Modular, 135° Corner, Loose, Full Back Cushion</div>	<div><div></div><div></div></div> <div>DF DUAL UPHOLSTERY</div> <div>Dual upholstery option allows for a second textile to be applied to NYC seats and backs.</div> <div></div> <div><div>135° Corner</div><div>Plinth3.0 yds Seat and Back4.0 yds</div></div> <div><div>150° Corner</div><div>Plinth3.0 yds Seat and Back4.0 yds</div></div> <div><div>90° Corner</div><div>Plinth3.0 yds Seat and Backs4.0 yds</div></div>	<div><div></div><div></div></div> <div>C1 ALUMINUM LEGS WITH ADJUSTABLE GLIDES</div>	<div><div></div><div></div></div> <div><div>BL BLUE</div><div>BM BLACK MATTE</div><div>CP CHAMPAGNE</div><div>DB DARK BRONZE</div><div>DG DARK GRAY</div><div>DP DUSTY PINK</div><div>DS DARK SAGE</div><div>LG LIGHT GRAY</div><div>LL LILAC GRAY</div><div>LP LIGHT PISTACHIO</div><div>LR LIPSTICK RED</div><div>MB MIDNIGHT BLUE</div></div> <div><div></div><div></div></div> <div><div>MG MEADOW GREEN</div><div>MK MILK</div><div>MS METALLIC SILVER</div><div>NK NICKEL</div><div>OC OCHRE</div><div>PY PALE YELLOW</div><div>RO RED ORANGE</div><div>RR RUSTY RED</div><div>SB SOFT BLUE</div><div>SD SAND</div><div>TC TERRACOTTA</div><div>TP TAUPE</div></div> <div><div></div><div></div></div> <div><div>AL POLISHED ALUMINUM/CHROME</div><div>+242</div></div> <div>Chrome rails with polished aluminum legs.</div>	<div><div></div><div></div></div> <div>Power</div> <div>Refer to power ordering steps on page 7.</div>	<div><div></div><div></div></div> <div>Options</div> <div>CT CONTRASTING THREAD</div>	<div><div></div><div></div></div> <div>Upholstery</div> <div>See general information section for details on textile program and COM/COL information.</div> <div>Yardages provided are for non-directional fabrics that are applied railroaded. Directional fabrics may require additional yardage.</div> <div>When specifying dual upholstery models, the higher of the two grades will determine price.</div>

NYC

LOOSE: MODULAR CORNERS

					COM	COL	Textile Upholstery Grades															Leather Upholstery Grades				
					COM	COL																				
TITLE	SERIES	MODEL	STYLE	DIMENSIONS	YDG	SQFT	COM	A	B	C	D	E	F	G	H	I	J	K	L	M	W	X	Y	E1	E2	
Modular 135 Degree Corner Loose Partial Back Cushion 	NY	14	4	42W x 34.5D x 31H	6.3	82	4,777	5,041	5,327	5,606	5,895	6,180	6,497	6,810	7,181	7,660	8,233	8,810	9,373	9,948	6,506	7,044	9,015	9,328	10,323	
Modular 150 Degree Corner Loose Partial Back Cushion 	NY	15	4	40.4W x 34.5D x 31H	6	82	4,777	5,041	5,327	5,606	5,895	6,180	6,497	6,810	7,181	7,660	8,233	8,810	9,373	9,948	6,506	7,044	9,015	9,328	10,323	
Modular 90 Degree Corner Loose Partial Back Cushion 	NY	16	4	35W x 35D x 31H	6	110	5,051	5,271	5,510	5,742	5,981	6,221	6,483	6,745	7,053	7,455	7,932	8,412	8,881	9,360	7,525	8,254	10,615	11,795	13,444	

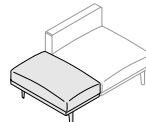
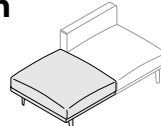
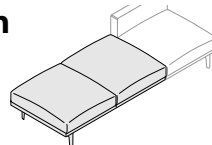
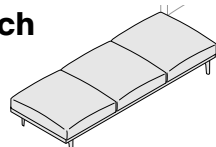
To Order Select Below

1. Series/Model/Style	2. Upholstery Style	3. Leg Choice	4. Leg Finish	5. Power	6. Options	7. Upholstery
<div><div></div><div></div></div> <div>NY144</div> <div>NYC Modular, 135° Corner, Loose, Partial Back Cushion</div>	<div><div></div><div></div></div> <div>DF DUAL UPHOLSTERY</div> <div>Dual upholstery option allows for a second textile to be applied to NYC seats and backs.</div> <div></div> <div><div>135° Corner</div><div>Plinth 3.0 yds Seat and Back 4.0 yds</div></div> <div><div>150° Corner</div><div>Plinth 3.0 yds Seat and Back 4.0 yds</div></div> <div><div>90° Corner</div><div>Plinth 3.0 yds Seat and Backs 4.0 yds</div></div>	<div><div></div><div></div></div> <div>C1ALUMINUM LEGS WITH ADJUSTABLE GLIDES</div>	<div><div></div><div></div></div> <div><div>BL BLUE</div><div>BM BLACK MATTE</div><div>CP CHAMPAGNE</div><div>DB DARK BRONZE</div><div>DG DARK GRAY</div><div>DP DUSTY PINK</div><div>DS DARK SAGE</div><div>LG LIGHT GRAY</div><div>LL LILAC GRAY</div><div>LP LIGHT PISTACHIO</div><div>LR LIPSTICK RED</div><div>MB MIDNIGHT BLUE</div></div> <div><div></div><div></div></div> <div><div>MG MEADOW GREEN</div><div>MK MILK</div><div>MS METALLIC SILVER</div><div>NK NICKEL</div><div>OC OCHRE</div><div>PY PALE YELLOW</div><div>RO RED ORANGE</div><div>RR RUSTY RED</div><div>SB SOFT BLUE</div><div>SD SAND</div><div>TC TERRACOTTA</div><div>TP TAUPE</div></div> <div><div></div><div></div></div> <div><div>Polished Metal</div><div>AL POLISHED ALUMINUM/CHROME</div><div>+242</div></div>	<div><div></div><div></div></div> <div><div>Power</div><div>Refer to power ordering steps on page 7.</div></div>	<div><div></div><div></div></div> <div><div>Options</div><div>CT CONTRASTING THREAD</div></div>	<div><div></div><div></div></div> <div><div>Upholstery</div><div>See general information section for details on textile program and COM/COL information.</div><div>Yardages provided are for non-directional fabrics that are applied railroaded. Directional fabrics may require additional yardage.</div><div>When specifying dual upholstery models, the higher of the two grades will determine price.</div></div>

Chrome rails with polished aluminum legs.

NYC

LOOSE: MODULAR IN-LINE BENCHES

					COM	COL	Textile Upholstery Grades															Leather Upholstery Grades				
																COL										
TITLE	SERIES	MODEL	STYLE	DIMENSIONS	YDG	SQFT	COM	A	B	C	D	E	F	G	H	I	J	K	L	M	W	X	Y	E1	E2	
<div>Modular 2/3-Seat In-line Bench Loose</div> <div></div>	NY	07	6	20W x 34.5D x 17.5H	3	47	2,128	2,265	2,410	2,553	2,702	2,848	3,009	3,173	3,362	3,612	3,906	4,201	4,492	4,788	3,009	3,270	4,190	4,603	5,365	
<div>Modular One-Seat In-line Bench Loose</div> <div></div>	NY	04	6	30W x 34.5D x 17.5H	3	58	2,458	2,594	2,741	2,883	3,032	3,179	3,339	3,503	3,693	3,942	4,234	4,529	4,821	5,117	3,588	3,913	5,058	5,581	6,534	
<div>Modular Two-Seat In-line Bench Loose</div> <div></div>	NY	05	6	60W x 34.5D x 17.5H	5.5	115	3,876	4,103	4,347	4,585	4,832	5,077	5,348	5,616	5,933	6,346	6,839	7,333	7,816	8,307	5,905	6,501	8,552	9,508	11,256	
<div>Modular Three-Seat In-line Bench Loose</div> <div></div>	NY	06	6	90W x 34.5D x 17.5H	7.5	173	5,623	5,941	6,285	6,618	6,962	7,306	7,684	8,062	8,507	9,083	9,772	10,463	11,140	11,829	8,586	9,453	12,437	13,823	16,369	

To Order Select Below

1. Series/Model/Style

NY076

**NYC
Modular, 2/3-Seat
In-line Bench, Loose**

NY046

**NYC
Modular, One-Seat
In-line Bench, Loose**

NY056

**NYC
Modular, Two-Seat
In-line Bench, Loose**

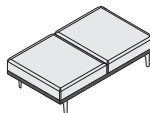
NY066

**NYC
Modular, Three-Seat
In-line Bench, Loose**

2. Upholstery Style

DF DUAL UPHOLSTERY

Dual upholstery option allows for a second textile to be applied to NYC seats and backs.



2/3-Seat In-Line Bench
Plinth 1.5 yds
Seat 2.0 yds

One-Seat In-Line Bench
Plinth 1.5 yds
Seat 2.5 yds

Two-Seat In-Line Bench
Plinth 2.0 yds
Seats 4.0 yds

Three-Seat In-Line Bench
Plinth 2.0 yds
Seats 5.5 yds

3. Leg Choice

C1 ALUMINUM
LEGS WITH
ADJUSTABLE
GLIDES

4. Leg Finish

BL BLUE

BM BLACK MATTE

CP CHAMPAGNE

DB DARK BRONZE

DG DARK GRAY

DP DUSTY PINK

DS DARK SAGE

LG LIGHT GRAY

LL LILAC GRAY

LP LIGHT PISTACHIO

LR LIPSTICK RED

MB MIDNIGHT BLUE

MG MEADOW GREEN

MK MILK

MS METALLIC SILVER

NK NICKEL

OC OCHRE

PY PALE YELLOW

RO RED ORANGE

RR RUSTY RED

SB SOFT BLUE

SD SAND

TC TERRACOTTA

TP TAUPE

Polished Metal

1-Seat 2-Seat 3-Seat

AL POLISHED ALUMINUM/CHROME +242 +242 +322

Chrome rails with polished aluminum legs.

5. Power

Power

Refer to power ordering steps on page 7.

6. Options

CT CONTRASTING THREAD

7. Upholstery

Upholstery

See general information section for details on textile program and COM/COL information.

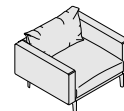
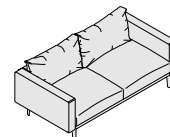
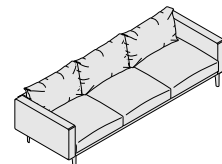
Yardages provided are for non-directional fabrics that are applied railroaded. Directional fabrics may require additional yardage.

When specifying dual upholstery models, the higher of the two grades will determine price.

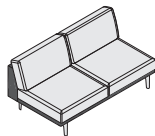
39

NYC

LOOSE: STAND ALONE SEATING, 4IN ARM

						COM	COL	Textile Upholstery Grades														Leather Upholstery Grades					
TITLE		SERIES	MODEL	STYLE	DIMENSIONS	YDG	SQFT	COM	A	B	C	D	E	F	G	H	I	J	K	L	M	W	X	Y	E1	E2	
Stand Alone Club Chair Loose 4in Arm Full Back Cushion		NY	11	5	B24	38W x 34.5D x 31H	7	112	5,236	5,545	5,878	6,202	6,535	6,873	7,240	7,608	8,039	8,601	9,270	9,938	10,596	11,268	7,682	8,423	11,282	12,237	13,745
Stand Alone Two-Seat Sofa Loose 4in Arm Full Back Cushion		NY	12	5	B24	68W x 34.5D x 31H	11	169	7,785	8,224	8,704	9,165	9,644	10,122	10,648	11,170	11,788	12,592	13,549	14,505	15,446	16,403	11,475	12,587	16,873	19,220	21,672
Stand Alone Three-Seat Sofa Loose 4in Arm Full Back Cushion		NY	13	5	B24	98W x 34.5D x 31H	14	233	10,334	10,905	11,529	12,129	12,751	13,373	14,055	14,738	15,540	16,582	17,825	19,069	20,292	21,535	15,464	16,999	22,918	26,412	29,898

To Order Select Below

1. Series/Model/Style/Arm	2. Upholstery Style	3. Leg Choice	4. Leg Finish	5. Power	6. Options	7. Upholstery
<div></div> <div></div> <div>NY115B24</div> <div>NYC Stand Alone, Club Chair Loose, 4in Arm, Full Back Cushion</div>	<div></div> <div>Upholstery Style</div> <div>DF DUAL UPHOLSTERY</div> <div>Dual upholstery option allows for a second textile to be applied to NYC seats and backs.</div> <div></div> <div>Club Chair Plinth and Arms 4.5 yds Seat and Back 3.2 yds</div> <div>Two-Seat Sofa Plinth and Arms 5.5 yds Seats and Backs 5.5 yds</div> <div>Three-Seat Sofa Plinth and Arms 6.5 yds Seats and Backs 8.5 yds</div>	<div></div> <div>Leg Choice</div> <div>C1ALUMINUM LEGS WITH ADJUSTABLE GLIDES</div>	<div></div> <div>Standard Powder Coat</div> <div>BL BLUE BM BLACK MATTE CP CHAMPAGNE DB DARK BRONZE DG DARK GRAY DP DUSTY PINK DS DARK SAGE LG LIGHT GRAY LL LILAC GRAY LP LIGHT PISTACHIO LR LIPSTICK RED MB MIDNIGHT BLUE</div> <div>MG MEADOW GREEN MK MILK MS METALLIC SILVER NK NICKEL OC OCHRE PY PALE YELLOW RO RED ORANGE RR RUSTY RED SB SOFT BLUE SD SAND TC TERRACOTTA TP TAUPE</div> <div></div> <div>Polished Metal</div> <div>1-Seat 2-Seat 3-Seat</div> <div>AL POLISHED ALUMINUM/CHROME +242 +242 +322</div>	<div></div> <div>Power</div> <div>Refer to power ordering steps on page 7.</div>	<div></div> <div>Options</div> <div>CT CONTRASTING THREAD</div>	<div></div> <div>Upholstery</div> <div>See general information section for details on textile program and COM/COL information.</div> <div>Yardages provided are for non-directional fabrics that are applied railroaded. Directional fabrics may require additional yardage.</div> <div>When specifying dual upholstery models, the higher of the two grades will determine price.</div>

Chrome rails with polished aluminum legs.

NYC

LOOSE: STAND ALONE SEATING, 4IN ARM

						COM		COL		Textile Upholstery Grades													Leather Upholstery Grades				
TITLE		SERIES	MODEL	STYLE	DIMENSIONS	YDG	SQFT	COM	A	B	C	D	E	F	G	H	I	J	K	L	M	W	X	Y	E1	E2	
Stand Alone Club Chair Loose 4in Arm Partial Back Cushion	NY	11	4	B24	38W x 34.5D x 31H	7	112	5,236	5,545	5,878	6,202	6,535	6,873	7,240	7,608	8,039	8,601	9,270	9,938	10,596	11,268	7,682	8,423	11,282	12,237	13,745	
Stand Alone Two-Seat Sofa Loose 4in Arm Partial Back Cushion	NY	12	4	B24	68W x 34.5D x 31H	11	169	7,785	8,224	8,704	9,165	9,644	10,122	10,648	11,170	11,788	12,592	13,549	14,505	15,446	16,403	11,475	12,587	16,873	19,220	21,672	
Stand Alone Three-Seat Sofa Loose 4in Arm Partial Back Cushion	NY	13	4	B24	98W x 34.5D x 31H	14	233	10,334	10,905	11,529	12,129	12,751	13,373	14,055	14,738	15,540	16,582	17,825	19,069	20,292	21,535	15,464	16,999	22,918	26,412	29,898	

To Order Select Below

1. Series/Model/Style/Arm

NY114B24

NYC
Stand Alone, Club Chair
Loose, 4in Arm,
Partial Back Cushion

NY124B24

NYC
Stand Alone, Two-Seat
Sofa, Loose, 4in Arm,
Partial Back Cushion

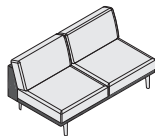
NY134B24

NYC
Stand Alone, Three-Seat
Sofa, Loose, 4in Arm,
Partial Back Cushion

2. Upholstery Style

DF DUAL UPHOLSTERY

Dual upholstery option allows for a second textile to be applied to NYC seats and backs.



Club Chair

Plinth and Arms 4.5 yds
Seat and Back 3.2 yds

Two-Seat Sofa

Plinth and Arms 5.5 yds
Seats and Backs 5.5 yds

Three-Seat Sofa

Plinth and Arms 6.5 yds
Seats and Backs 8.5 yds

3. Leg Choice

C1 ALUMINUM
LEGS WITH
ADJUSTABLE
GLIDES

4. Leg Finish

BL BLUE

BM BLACK MATTE

CP CHAMPAGNE

DB DARK BRONZE

DG DARK GRAY

DP DUSTY PINK

DS DARK SAGE

LG LIGHT GRAY

LL LILAC GRAY

LP LIGHT PISTACHIO

LR LIPSTICK RED

MB MIDNIGHT BLUE

MG MEADOW GREEN

MK MILK

MS METALLIC SILVER

NK NICKEL

OC OCHRE

PY PALE YELLOW

RO RED ORANGE

RR RUSTY RED

SB SOFT BLUE

SD SAND

TC TERRACOTTA

TP TAUPE

Polished Metal

1-Seat

2-Seat

3-Seat

AL POLISHED ALUMINUM/CHROME

+242

+242

+322

5. Power

Power

Refer to power ordering steps on page 7.

6. Options

CT CONTRASTING THREAD

7. Upholstery

Upholstery

See general information section for details on textile program and COM/COL information.

Yardages provided are for non-directional fabrics that are applied railroaded. Directional fabrics may require additional yardage.

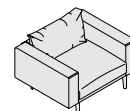
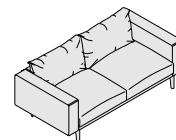
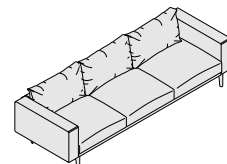
When specifying dual upholstery models, the higher of the two grades will determine price.

Chrome rails with polished aluminum legs.

41

NYC

LOOSE: STAND ALONE SEATING, 6IN ARM

						COM		COL		Textile Upholstery Grades													Leather Upholstery Grades				
TITLE		SERIES	MODEL	STYLE	DIMENSIONS	YDG	SQFT	COM	A	B	C	D	E	F	G	H	I	J	K	L	M	W	X	Y	E1	E2	
Stand Alone Club Chair Loose 6in Arm Full Back Cushion		NY	11	5	B26	42W x 34.5D x 31H	7	118	5,236	5,545	5,878	6,202	6,535	6,873	7,240	7,608	8,039	8,601	9,270	9,938	10,596	11,268	7,794	8,566	11,541	12,568	14,146
Stand Alone Two-Seat Sofa Loose 6in Arm Full Back Cushion		NY	12	5	B26	72W x 34.5D x 31H	11	175	7,785	8,224	8,704	9,165	9,644	10,122	10,648	11,170	11,788	12,592	13,549	14,505	15,446	16,403	11,585	12,730	17,133	19,552	22,072
Stand Alone Three-Seat Sofa Loose 6in Arm Full Back Cushion		NY	13	5	B26	102W x 34.5D x 31H	14	239	10,334	10,905	11,529	12,129	12,751	13,373	14,055	14,738	15,540	16,582	17,825	19,069	20,292	21,535	15,575	17,142	23,177	26,412	30,297

To Order Select Below

1. Series/Model/Style/Arm

NY115B26

NYC
Stand Alone, Club Chair
Loose, 6in Arm,
Full Back Cushion

NY125B26

NYC
Stand Alone, Two-Seat
Sofa, Loose, 6in Arm,
Full Back Cushion

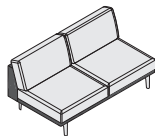
NY135B26

NYC
Stand Alone, Three-Seat
Sofa, Loose, 6in Arm,
Full Back Cushion

2. Upholstery Style

DF DUAL UPHOLSTERY

Dual upholstery option allows for a second textile to be applied to NYC seats and backs.



Club Chair

Plinth and Arms 4.5 yds
Seat and Back 3.2 yds

Two-Seat Sofa

Plinth and Arms 5.5 yds
Seats and Backs 5.5 yds

Three-Seat Sofa

Plinth and Arms 6.5 yds
Seats and Backs 8.5 yds

3. Leg Choice

C1ALUMINUM
LEGS WITH
ADJUSTABLE
GLIDES

4. Leg Finish

BL BLUE

BM BLACK MATTE

CP CHAMPAGNE

DB DARK BRONZE

DG DARK GRAY

DP DUSTY PINK

DS DARK SAGE

LG LIGHT GRAY

LL LILAC GRAY

LP LIGHT PISTACHIO

LR LIPSTICK RED

MB MIDNIGHT BLUE

Polished Metal

AL POLISHED ALUMINUM/CHROME

1-Seat

2-Seat

3-Seat

+242

+242

+322

5. Power

Power

Refer to power ordering steps on page 7.

6. Options

CT CONTRASTING THREAD

7. Upholstery

Upholstery

See general information section for details on textile program and COM/COL information.

Yardages provided are for non-directional fabrics that are applied railroaded. Directional fabrics may require additional yardage.

When specifying dual upholstery models, the higher of the two grades will determine price.

Chrome rails with polished aluminum legs.

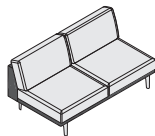
42

NYC

LOOSE: STAND ALONE SEATING, 6IN ARM

						COM		COL		Textile Upholstery Grades													Leather Upholstery Grades				
TITLE		SERIES	MODEL	STYLE	DIMENSIONS	YDG	SQFT	COM	A	B	C	D	E	F	G	H	I	J	K	L	M	W	X	Y	E1	E2	
Stand Alone Club Chair Loose 6in Arm Partial Back Cushion	NY	11	4	B26	42W x 34.5D x 31H	7	118	5,236	5,545	5,878	6,202	6,535	6,873	7,240	7,608	8,039	8,601	9,270	9,938	10,596	11,268	7,794	8,566	11,541	12,568	14,146	
Stand Alone Two-Seat Sofa Loose 6in Arm Partial Back Cushion	NY	12	4	B26	72W x 34.5D x 31H	11	175	7,785	8,224	8,704	9,165	9,644	10,122	10,648	11,170	11,788	12,592	13,549	14,505	15,446	16,403	11,585	12,730	17,133	19,552	22,072	
Stand Alone Three-Seat Sofa Loose 6in Arm Partial Back Cushion	NY	13	4	B26	102W x 34.5D x 31H	14	239	10,334	10,905	11,529	12,129	12,751	13,373	14,055	14,738	15,540	16,582	17,825	19,069	20,292	21,535	15,575	17,142	23,177	26,412	30,297	

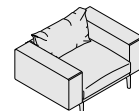
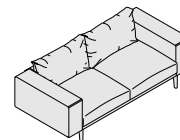
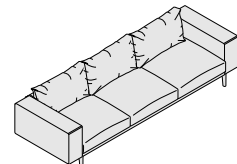
To Order Select Below

1. Series/Model/Style/Arm	2. Upholstery Style	3. Leg Choice	4. Leg Finish	5. Power	6. Options	7. Upholstery
<div><div></div><div></div></div> <div>NY114B26</div> <div>NYC Stand Alone, Club Chair Loose, 6in Arm, Partial Back Cushion</div>	<div><div></div><div></div></div> <div>DF DUAL UPHOLSTERY</div> <div>Dual upholstery option allows for a second textile to be applied to NYC seats and backs.</div> <div></div> <div>Club Chair Plinth and Arms 4.5 yds Seat and Back 3.2 yds</div> <div>Two-Seat Sofa Plinth and Arms 5.5 yds Seats and Backs 5.5 yds</div> <div>Three-Seat Sofa Plinth and Arms 6.5 yds Seats and Backs 8.5 yds</div>	<div><div></div><div></div></div> <div>C1 ALUMINUM LEGS WITH ADJUSTABLE GLIDES</div>	<div><div></div><div></div></div> <div><div><div>BL BLUE</div><div>BM BLACK MATTE</div><div>CP CHAMPAGNE</div><div>DB DARK BRONZE</div><div>DG DARK GRAY</div><div>DP DUSTY PINK</div><div>DS DARK SAGE</div><div>LG LIGHT GRAY</div><div>LL LILAC GRAY</div><div>LP LIGHT PISTACHIO</div><div>LR LIPSTICK RED</div><div>MB MIDNIGHT BLUE</div></div><div><div></div><div></div></div><div><div>MG MEADOW GREEN</div><div>MK MILK</div><div>MS METALLIC SILVER</div><div>NK NICKEL</div><div>OC OCHRE</div><div>PY PALE YELLOW</div><div>RO RED ORANGE</div><div>RR RUSTY RED</div><div>SB SOFT BLUE</div><div>SD SAND</div><div>TC TERRACOTTA</div><div>TP TAUPE</div></div></div> <div><div></div><div></div></div> <div><div>Polished Metal</div><div>1-Seat 2-Seat 3-Seat</div><div>AL POLISHED ALUMINUM/CHROME +242 +242 +322</div></div>	<div><div></div><div></div></div> <div>Power</div> <div>Refer to power ordering steps on page 7.</div>	<div><div></div><div></div></div> <div>Options</div> <div>CT CONTRASTING THREAD</div>	<div><div></div><div></div></div> <div>Upholstery</div> <div>See general information section for details on textile program and COM/COL information.</div> <div>Yardages provided are for non-directional fabrics that are applied railroaded. Directional fabrics may require additional yardage.</div> <div>When specifying dual upholstery models, the higher of the two grades will determine price.</div>

Chrome rails with polished aluminum legs.

NYC

LOOSE: STAND ALONE SEATING, 9IN ARM

						COM	COL	Textile Upholstery Grades														Leather Upholstery Grades					
TITLE		SERIES	MODEL	STYLE	DIMENSIONS	YDG	SQFT	COM	A	B	C	D	E	F	G	H	I	J	K	L	M	W	X	Y	E1	E2	
Stand Alone Club Chair Loose 9in Arm Full Back Cushion		NY	11	5	B29	48W x 34.5D x 31H	9	122	5,330	5,726	6,157	6,573	7,004	7,434	7,906	8,380	8,934	9,656	10,515	11,379	12,226	13,087	7,913	8,715	11,805	12,909	14,552
Stand Alone Two-Seat Sofa Loose 9in Arm Full Back Cushion		NY	12	5	B29	78W x 34.5D x 31H	13	179	7,880	8,407	8,980	9,536	10,111	10,684	11,313	11,944	12,684	13,646	14,797	15,942	17,071	18,220	11,705	12,880	17,397	19,891	22,479
Stand Alone Three-Seat Sofa Loose 9in Arm Full Back Cushion		NY	13	5	B29	108W x 34.5D x 31H	17	243	10,429	11,088	11,807	12,501	13,219	13,936	14,723	15,510	16,435	17,639	19,073	20,507	21,920	23,354	15,694	17,291	23,443	26,761	30,705

To Order Select Below

1. Series/Model/Style/Arm

NY115B29

NYC
Stand Alone, Club Chair
Loose, 9in Arm,
Full Back Cushion

NY125B29

NYC
Stand Alone, Two-Seat
Sofa, Loose, 9in Arm,
Full Back Cushion

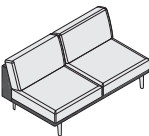
NY135B29

NYC
Stand Alone, Three-Seat
Sofa, Loose, 9in Arm,
Full Back Cushion

2. Upholstery Style

DF DUAL UPHOLSTERY

Dual upholstery option allows for a second textile to be applied to NYC seats and backs.



Club Chair

Plinth and Arms 7.0 yds
Seat and Back 3.2 yds

Two-Seat Sofa

Plinth and Arms 7.5 yds
Seats and Backs 5.5 yds

Three-Seat Sofa

Plinth and Arms 9.0 yds
Seats and Backs 8.5 yds

3. Leg Choice

C1 ALUMINUM LEGS WITH ADJUSTABLE GLIDES

4. Leg Finish

BL BLUE

BM BLACK MATTE

CP CHAMPAGNE

DB DARK BRONZE

DG DARK GRAY

DP DUSTY PINK

DS DARK SAGE

LG LIGHT GRAY

LL LILAC GRAY

LP LIGHT PISTACHIO

LR LIPSTICK RED

MB MIDNIGHT BLUE

MG MEADOW GREEN

MK MILK

MS METALLIC SILVER

NK NICKEL

OC OCHRE

PY PALE YELLOW

RO RED ORANGE

RR RUSTY RED

SB SOFT BLUE

SD SAND

TC TERRACOTTA

TP TAUPE

Polished Metal

AL POLISHED ALUMINUM/CHROME

1-Seat

2-Seat

3-Seat

+242

+242

+322

5. Power

Power

Refer to power ordering steps on page 7.

6. Options

CT CONTRASTING THREAD

7. Upholstery

Upholstery

See general information section for details on textile program and COM/COL information.

Yardages provided are for non-directional fabrics that are applied railroaded. Directional fabrics may require additional yardage.

When specifying dual upholstery models, the higher of the two grades will determine price.

Chrome rails with polished aluminum legs.

44

NYC

LOOSE: STAND ALONE SEATING, 9IN ARM

						COM		COL		Textile Upholstery Grades												Leather Upholstery Grades				
						YDG	SQFT	COM	A	B	C	D	E	F	G	H	I	J	K	L	M	W	X	Y	E1	E2
TITLE		SERIES	MODEL	STYLE	DIMENSIONS	YDG	SQFT	COM	A	B	C	D	E	F	G	H	I	J	K	L	M	W	X	Y	E1	E2
Stand Alone Club Chair Loose 9in Arm Partial Back Cushion	NY	11	4	B29	48W x 34.5D x 31H	9	122	5,330	5,726	6,157	6,573	7,004	7,434	7,906	8,380	8,934	9,656	10,515	11,379	12,226	13,087	7,913	8,715	11,805	12,909	14,552
Stand Alone Two-Seat Sofa Loose 9in Arm Partial Back Cushion	NY	12	4	B29	78W x 34.5D x 31H	13	179	7,880	8,407	8,980	9,536	10,111	10,684	11,313	11,944	12,684	13,646	14,797	15,942	17,071	18,220	11,705	12,880	17,397	19,891	22,479
Stand Alone Three-Seat Sofa Loose 9in Arm Partial Back Cushion	NY	13	4	B29	108W x 34.5D x 31H	17	243	10,429	11,088	11,807	12,501	13,219	13,936	14,723	15,510	16,435	17,639	19,073	20,507	21,920	23,354	15,694	17,291	23,443	26,761	30,705

To Order Select Below

1. Series/Model/Style/Arm

NY114B29

NYC
Stand Alone, Club Chair
Loose, 9in Arm,
Partial Back Cushion

NY124B29

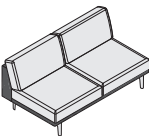
NYC
Stand Alone, Two-Seat
Sofa, Loose, 9in Arm,
Partial Back Cushion

NY134B29

NYC
Stand Alone, Three-Seat
Sofa, Loose, 9in Arm,
Partial Back Cushion

2. Upholstery Style

DF DUAL UPHOLSTERY

Dual upholstery option allows for a second textile to be applied to NYC seats and backs.

Club Chair

Plinth and Arms
Seat and Back

7.0 yds
3.2 yds

Two-Seat Sofa

Plinth and Arms
Seats and Backs

7.5 yds
5.5 yds

Three-Seat Sofa

Plinth and Arms
Seats and Backs

9.0 yds
8.5 yds

3. Leg Choice

C1

ALUMINUM
LEGS WITH
ADJUSTABLE
GLIDES

4. Leg Finish

BL BLUE

BM BLACK MATTE

CP CHAMPAGNE

DB DARK BRONZE

DG DARK GRAY

DP DUSTY PINK

DS DARK SAGE

LG LIGHT GRAY

LL LILAC GRAY

LP LIGHT PISTACHIO

LR LIPSTICK RED

MB MIDNIGHT BLUE

MG MEADOW GREEN

MK MILK

MS METALLIC SILVER

NK NICKEL

OC OCHRE

PY PALE YELLOW

RO RED ORANGE

RR RUSTY RED

SB SOFT BLUE

SD SAND

TC TERRACOTTA

TP TAUPE

Polished Metal

1-Seat

2-Seat

3-Seat

AL

POLISHED ALUMINUM/CHROME

+242

+242

+322

5. Power

Power

Refer to power ordering steps on page 7.

6. Options

CT CONTRASTING THREAD

7. Upholstery

Upholstery

See general information section for details on textile program and COM/COL information.

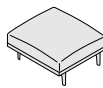
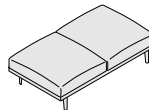
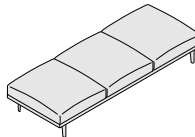
Yardages provided are for non-directional fabrics that are applied railroaded. Directional fabrics may require additional yardage.

When specifying dual upholstery models, the higher of the two grades will determine price.

Chrome rails with polished aluminum legs.

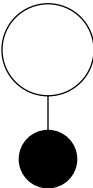
NYC

LOOSE: STAND ALONE BENCHES

					COM	COL	Textile Upholstery Grades															Leather Upholstery Grades				
TITLE	SERIES	MODEL	STYLE	DIMENSIONS	YDG	SQFT	COM	A	B	C	D	E	F	G	H	I	J	K	L	M	W	X	Y	E1	E2	
Stand Alone One-Seat Bench Loose 	NY	01	6	30W x 33.5D x 17.5H	3	58	3,118	3,253	3,400	3,542	3,692	3,839	4,000	4,164	4,354	4,603	4,895	5,192	5,482	5,777	4,274	4,622	5,794	6,351	7,307	
Stand Alone Two-Seat Bench Loose 	NY	02	6	60W x 33.5D x 17.5H	5.5	115	3,876	4,103	4,347	4,585	4,832	5,077	5,348	5,616	5,933	6,346	6,839	7,333	7,816	8,307	5,905	6,501	8,552	9,508	11,256	
Stand Alone Three-Seat Bench Loose 	NY	03	6	90W x 33.5D x 17.5H	7.5	173	5,623	5,941	6,285	6,618	6,962	7,306	7,684	8,062	8,507	9,083	9,772	10,463	11,140	11,829	8,586	9,453	12,437	13,823	16,369	

To Order Select Below

1. Series/Model/Style



NY016

NYC
Stand Alone, One-Seat
Bench, Loose

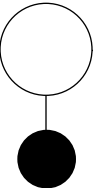
NY026

NYC
Stand Alone, Two-Seat
Bench, Loose

NY036

NYC
Stand-Alone, Three-Seat
Bench, Loose

2. Upholstery Style

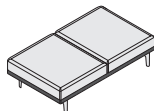


Upholstery Style

DF

DUAL UPHOLSTERY

Dual upholstery option allows for a second textile to be applied to NYC seats and backs.



One-Seat Stand Alone Bench

Plinth 1.5 yds

Seat 2.5 yds

Two-Seat Stand Alone Bench

Plinth 2.0 yds

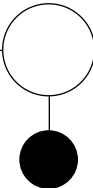
Seats 4.0 yds

Three-Seat Stand Alone Bench

Plinth 2.0 yds

Seats 5.5 yds

3. Leg Choice

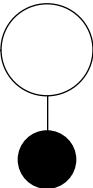


Leg Choice

C1

ALUMINUM
LEGS WITH
ADJUSTABLE
GLIDES

4. Leg Finish



Standard Powder Coat

BL

BLUE

BM

BLACK MATTE

CP

CHAMPAGNE

DB

DARK BRONZE

DG

DARK GRAY

DP

DUSTY PINK

DS

DARK SAGE

LG

LIGHT GRAY

LL

LILAC GRAY

LP

LIGHT PISTACHIO

LR

LIPSTICK RED

MB

MIDNIGHT BLUE

MG

MEADOW GREEN

MK

MILK

MS

METALLIC SILVER

NK

NICKEL

OC

OCHRE

PY

PALE YELLOW

RO

RED ORANGE

RR

RUSTY RED

SB

SOFT BLUE

SD

SAND

TC

TERRACOTTA

TP

TAUPE



Polished Metal

AL

POLISHED ALUMINUM/CHROME

1-Seat

2-Seat

3-Seat

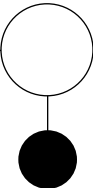
+242

+242

+322

Chrome rails with polished aluminum legs.

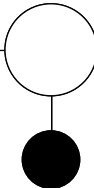
5. Power



Power

Refer to power
ordering steps on
[page 7](#).

6. Options

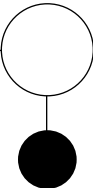


Options

CT

CONTRASTING THREAD

7. Upholstery



Upholstery

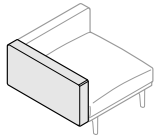
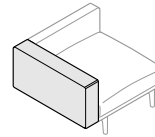
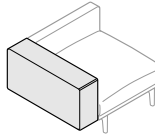
See [general information section](#)
for details on textile program and
COM/COL information.

Yardages provided are for non-directional fabrics that are applied railroaded. Directional fabrics may require additional yardage.

When specifying dual upholstery models, the higher of the two grades will determine price.

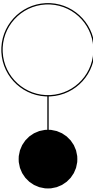
NYC

MODULAR ARMS

						COM	COL	Textile Upholstery Grades													Leather Upholstery Grades					
		SERIES	MODEL	STYLE	DIMENSIONS	YDG	SQFT	COM	A	B	COL	D	E	F	G	H	I	J	K	L	M	W	X	Y	E1	E2
4inch Arm		NY	24		4W x 33.5D x 16.5H	2.5	17	621	709	806	897	994	1,089	1,194	1,300	1,424	1,581	1,773	1,966	2,153	2,344	1,000	1,147	1,518	1,738	2,140
6inch Arm		NY	26		6W x 33.5D x 16.5H	2.5	20	621	709	806	897	994	1,089	1,194	1,300	1,424	1,581	1,773	1,966	2,153	2,344	1,044	1,204	1,609	1,847	2,286
9inch Arm		NY	29		9W x 33.5D x 16.5H	2.5	22	621	709	806	897	994	1,089	1,194	1,300	1,424	1,581	1,773	1,966	2,153	2,344	1,104	1,282	1,736	2,002	2,493

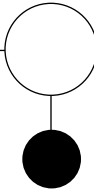
To Order Select Below

1. Series/Model



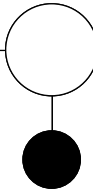
- NY24
- NYC
4in Arm
- NY26
- NYC
6in Arm
- NY29
- NYC
9in Arm

2. Arm Orientation



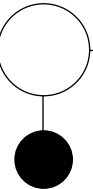
- Arm Orientation
- L LEFT ORIENTATION WHEN SEATED
- R RIGHT ORIENTATION WHEN SEATED

3. Options



- Options
- CT CONTRASTING THREAD

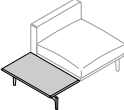
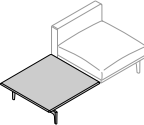
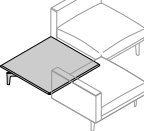
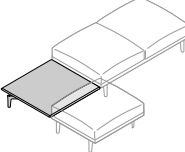
4. Upholstery



- Upholstery
- See general information section
for details on textile program and
COM/COL information.

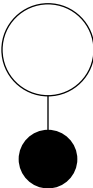
NYC

TABLES

						Customer's Own Top				
TITLE		SERIES	MODEL	STYLE	DIMENSIONS	COT	CS51	CS52	CS65	CS96
Modular 2/3 In-line Table		NY	53		20W x 33.5D x 11.5H	1,005	3,471	3,471	3,973	5,978
Modular Full In-line Table		NY	51		33.5W x 33.5D x 11.5H	1,172	6,140	6,140	7,142	10,151
Modular Corner In-line Table		NY	55		34.5W x 34.5D x 11.5H	1,172	6,140	6,140	7,142	10,151
Stand Alone Bench Corner Table		NY	57		33.5W x 33.5D x 11.5H	1,172	6,140	6,140	7,142	10,151

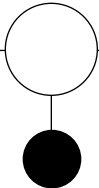
To Order Select Below

1. Series/Model/Style



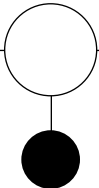
NY53
NYC Modular 2/3 In-line Table
NY51
NYC Modular Full In-line Table
NY055
NYC Modular Corner In-line Table
NY057
NYC Stand Alone Bench Corner Table

2. Top



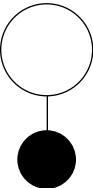
Caesarstone	
CS51	JET BLACK
CS52	SLEEK CONCRETE
CS65	PURE WHITE
CS96	STATUARIO NUVO
Customer's Own Top	
COT	CUSTOMER'S OWN TOP
Template for Customer's Own Top Stylex will supply digital templates for all table styles, or you may request a physical template from Stylex Customer Service.	

3. Leg Choice



Leg Choice	
C1	ALUMINUM LEGS WITH ADJUSTABLE GLIDES

4. Leg Finish



Standard Powder Coat			
BL	BLUE	MG	MEADOW GREEN
BM	BLACK MATTE	MK	MILK
CP	CHAMPAGNE	MS	METALLIC SILVER
DB	DARK BRONZE	NK	NICKEL
DG	DARK GRAY	OC	OCHRE
DP	DUSTY PINK	PY	PALE YELLOW
DS	DARK SAGE	RO	RED ORANGE
LG	LIGHT GRAY	RR	RUSTY RED
LL	LILAC GRAY	SB	SOFT BLUE
LP	LIGHT PISTACHIO	SD	SAND
LR	LIPSTICK RED	TC	TERRACOTTA
MB	MIDNIGHT BLUE	TP	TAUPE
Polished Metal			
AL	POLISHED ALUMINUM/CHROME	+268	

Chrome rails with polished aluminum legs.