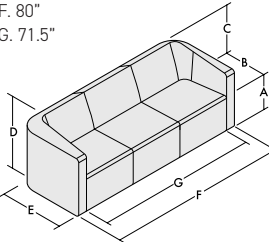
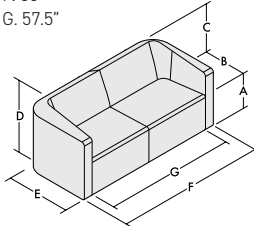
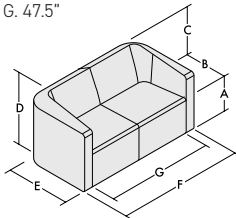
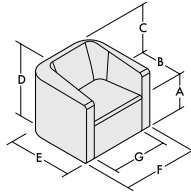
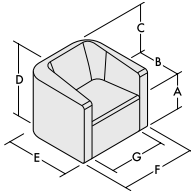
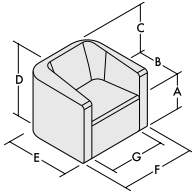


**stylex**

# Ridge

PRICE LIST  
Effective November 01, 2023

Dimensions / Overview	Single Seat	Single Seat w/Casters	Single Seat w/Swivel Return	General Information
A. Seat Height B. Seat Depth C. Back Height D. Overall Height E. Overall Depth F. Overall Width G. Seat Width	A. 17.3" B. 20" C. 12.5" D. 30" E. 31.5" F. 32" G. 23.5"	A. 18" B. 20" C. 12.5" D. 30.5" E. 31.5" F. 32" G. 23.5"	A. 17.7" B. 20" C. 12.5" D. 30.2" E. 31.5" F. 32" G. 23.5"	<p><b>Design</b> Aodh O Donnell</p> <p><b>Construction</b> Internal frames are built from 3/4" PS 1-09 certified plywood. All surfaces are covered with foam of varying thicknesses and densities, depending on the particular unit.</p> <p><b>Glides</b> Ridge is available with 3 glide options: plastic, rubber and felt.</p> <p><b>Testing</b> Manufactured to comply with ANSI/ BIFMA X5.4 Lounge Seating tests.</p>
<b>Dimensions / Overview</b>	<b>Loveseat</b>	<b>Two Seat Sofa</b>	<b>Three Seat Sofa</b>	<p><b>Environment</b> Greenguard Certified Level 2</p>
A. Seat Height B. Seat Depth C. Back Height D. Overall Height E. Overall Depth F. Overall Width G. Seat Width	A. 17.5" B. 20" C. 12.5" D. 30" E. 31.5" F. 56" G. 47.5"	A. 17.5" B. 20" C. 12.5" D. 30" E. 31.5" F. 66" G. 57.5"	A. 17.5" B. 20" C. 12.5" D. 30" E. 31.5" F. 80" G. 71.5"	



---

## Ridge Welt Cord Program

---

### Ridge Welt Cord Overview

The Ridge welt cord runs along both sides of the arms and around the back. It can be specified in a second color or to match the primary chair upholstery.

**Please Note:** Welt cords may not be specified with either the dual upholstery option or polyurethane fabric.

WC1 Matching Welt Cord  
The welt cord will match the fabric or leather used on the chair.

Fabric +298

WC2 Contrasting Welt Cord  
The welt cord is a second material.

Fabric +372\*

The purchase of additional material may be required.

### \*COM

There is a two yard minimum for the contrasting fabric welt cord material.

Please contact customer service for the specific yardage required.

### Customer Supplied Welt Cords

Please contact Customer Service if you wish to supply your own welt cords.

### In-Graded Fabric Program

There is a two yard minimum for the contrasting welt cord material when a non-stocked color is selected.

Non-stocked, in-graded contrasting welt cord fabric can be purchased by the yard. Please contact Stylex customer service for pricing.

---

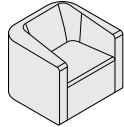
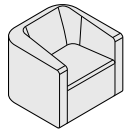
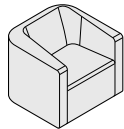
**See In-Stock, Contrasting Welt Cord Program to simplify the selection of a contrasting welt cord.**

### In-Stock Contrasting Welt Cord Program

Stylex stocks a limited number of fabric and leather welt cords. This program may help reduce the cost and the work required to specify this option. Here is the current list:

	Maharam Manner	Kvadrat Divina
	\$372	\$372
001 Magic	191	
009 Pathway	793	
008 Cocoa	173	
004 Flint	106	
005 Hush	356	
027 Schooner	393	

The advantage of using a contrasting welt cord from our in-stock program is that you incur no additional charge for the material required. If, for example, you were to specify an in-graded fabric for a contrasting welt cord, you would be required to purchase at least two yards of fabric in addition to paying the \$289 (fabric) or \$347 (leather) fee. With the in-stock welt cord program, you only pay the \$289 (fabric) or \$347 (leather) fee and need not purchase any additional fabric or leather.

	Series	Model	Description	Ydg.	C.O.M.	C.O.M. Fabric Upholstery Grades												
						C.O.M.	A	B	C	D	E	F	G	H	I	J	K	L
 <p><b>Single Seat</b></p>	RE	110	Width Depth Height Seat Height	32" 31.5" 30" 17.3"	4.6	3,569	3,959	4,171	4,377	4,589	4,802	5,034	5,267	5,540	5,896	6,320	6,743	7,160
 <p><b>Single Seat with Casters</b></p>	RE	110CA	Width Depth Height Seat Height	32" 32" 30.5" 18"	4.6	3,569	3,959	4,171	4,377	4,589	4,802	5,034	5,267	5,540	5,896	6,320	6,743	7,160
 <p><b>Single Seat with Swivel Return</b></p>	RE	110SR	Width Depth Height Seat Height	32" 31.5" 30.2" 17.7"	4.6	4,015	4,406	4,618	4,824	5,035	5,248	5,478	5,712	5,986	6,341	6,765	7,188	7,608

**To Order Follow Steps 1-5**

### 1. Series /Style

**RE**

**Series, Style**

- 110 Club Chair
- 110CA Club Chair with Casters
- 110SR Club Chair with Swivel Return

### 2. Welt Cord Options

**WC1 Matching Welt Cord**

The welt cord will match the fabric used on the chair.

Fabric +298

**WC2 Contrasting Welt Cord**

The welt cord is a second material.

Fabric +372

The purchase of additional material may be required.

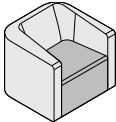
Please see page 3 for a complete explanation of the Ridge Welt Cord Program.

### 3. Dual Upholstery Options

The Dual Upholstery options allow for two fabrics in three different combinations. When specifying In-Graded fabrics, please apply the higher of the two grades.

**DF1 Second Fabric on Seat**

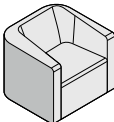
	Seat	Arms
	Inside Back	
	Outside Back	
	Yds.	Yds.
RE110	1.2	3.5
RE120	3.0	5.0



DF1

**DF2 Second Fabric on Outside Back**

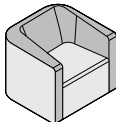
	Seat	Outside back
	Inside back	
	Arms	
	Yds.	Yds.
RE110	3.0	1.7
RE120	5.5	2.5



DF2

**DF3 Second Fabric on Arms and Inside Back**

	Seat	Inside back
	Outside back	
	Arms	
	Yds.	Yds.
RE110	2.8	1.9
RE120	5.4	2.6



DF3

### 4. Options

**CT Contrasting Thread**

Not available with the welt cord option.

**Glide Options**

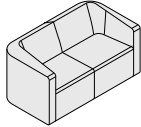
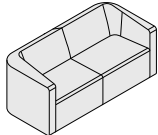
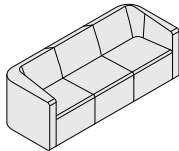
- PG Plastic Glide +00  
Recommended for easier movement on carpet.
- FG Felt Glide +00  
Recommended for easier movement on hard floors.
- RG Rubber Glides +00  
Recommended for static positioning.

### 5. Textile

Please note that fabrics for Ridge must be cut up the roll.

Refer to Stylex swatch cards and separately published in-graded fabric program to determine grades.

See general information section in the main price list for CAL 133 information.

	Series	Model	Description	Ydg.	C.O.M.	C.O.M. Fabric Upholstery Grades												
						C.O.M.	A	B	C	D	E	F	G	H	I	J	K	L
	RE	120	Width Depth Height Seat Height	56" 31.5" 30" 17.5"	8.0	5,056	5,735	6,105	6,461	6,828	7,198	7,604	8,007	8,482	9,100	9,841	10,578	11,302
	RE	125	Width Depth Height Seat Height	66" 31.5" 30" 17.5"	9.5	5,651	6,459	6,894	7,319	7,756	8,194	8,676	9,155	9,720	10,456	11,331	12,206	13,069
	RE	130	Width Depth Height Seat Height	80" 31.5" 30" 17.5"	9.8	6,248	7,077	7,529	7,965	8,419	8,870	9,366	9,860	10,443	11,201	12,104	13,010	13,898

**To Order Follow Steps 1-5**

### 1. Series /Style

RE

**Series, Style**

- 120 Loveseat
- 125 Two-Seat Sofa
- 130 Three-Seat Sofa

### 2. Welt Cord Options

**WC1 Matching Welt Cord**

The welt cord will match the fabric used on the chair.

Fabric +298

**WC2 Contrasting Welt Cord**

The welt cord is a second material.

Fabric +372

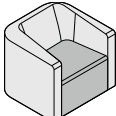
The purchase of additional material may be required.

Please see page 3 for a complete explanation of the Ridge Welt Cord Program.

### 3. Dual Upholstery Options

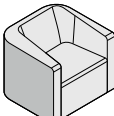
The Dual Upholstery options allow for two fabrics in three different combinations. When specifying In-Graded fabrics, please apply the higher of the two grades.

DF1	Second Fabric on Seat	
	Seat	Arms
	Inside Back	Outside Back
	Yds.	Yds.
RE125	3.7	5.8
RE130	3.7	6.1



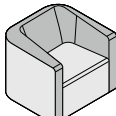
DF1

DF2	Second Fabric on Outside Back	
	Seat	Outside back
	Inside back	Arms
	Yds.	Yds.
RE125	6.9	2.6
RE130	7.2	2.6



DF2

DF3	Second Fabric on Arms and Inside Back	
	Seat	Inside back
	Outside back	Arms
	Yds.	Yds.
RE125	6.1	3.4
RE130	6.1	3.7



DF3

### 4. Options

**CT Contrasting Thread**

Not available with the welt cord option.

**GLIDE Options**

- PG Plastic Glide +00  
Recommended for easier movement on carpet.
- FG Felt Glide +00  
Recommended for easier movement on hard floors.
- RG Rubber Glides +00  
Recommended for static positioning.

### 5. Textile

Please note that fabrics for Ridge must be cut up the roll.

Refer to Stylex swatch cards and separately published in-graded fabric program to determine grades.

See general information section in the main price list for CAL 133 information.