

stylex

Nestle

PRICE LIST

Effective November 01, 2024

General Information

STYLEX PRICE LIST

GENERAL INFORMATION

Terms Net 30 days from date of invoice, F. O. B . Delanco, New Jersey.
Damaged Shipments All Stylex products are carefully inspected before they are packed in sturdy cartons designed to satisfy shipping requirements. Stylex is not responsible for damage in shipment. The transportation company assumes responsibility for delivering products to you in good condition when the bill of lading is signed. You protect yourself by refusing shipments showing damage or shortage until transportation company has noted on the delivery sheet the extent of damage or shortage. Concealed damage should be reported to the carrier as soon as discovered, but no later than 5 days after receiving shipment.
Return/Restocking Policy Return shipments will not be accepted unless specifically authorized by Stylex in writing. The Return Authorization number should be clearly marked on the carton. The customer returning Stylex products is responsible for return shipping costs. Merchandise must be returned unused. Returned merchandise is subject to a 35% restocking fee.
Special Products Modifications to standard products will be considered for large runs. Contact factory for price quotations.
Design Changes In keeping with modern manufacturing advances, Stylex reserves the right to incorporate minor modifications and design changes in products without notice.
Cancellation/Change Order Policy Regarding requests for order cancellation and/or order modification, please be advised that no charges will be applied before production, unless inventory has been specifically requisitioned to fulfill your order. Once orders proceed to the production phase, they cannot be altered or canceled under any circumstances. All requests for order cancellations or order changes must be submitted in writing and will only be considered valid upon approval by Stylex.

WARRANTY

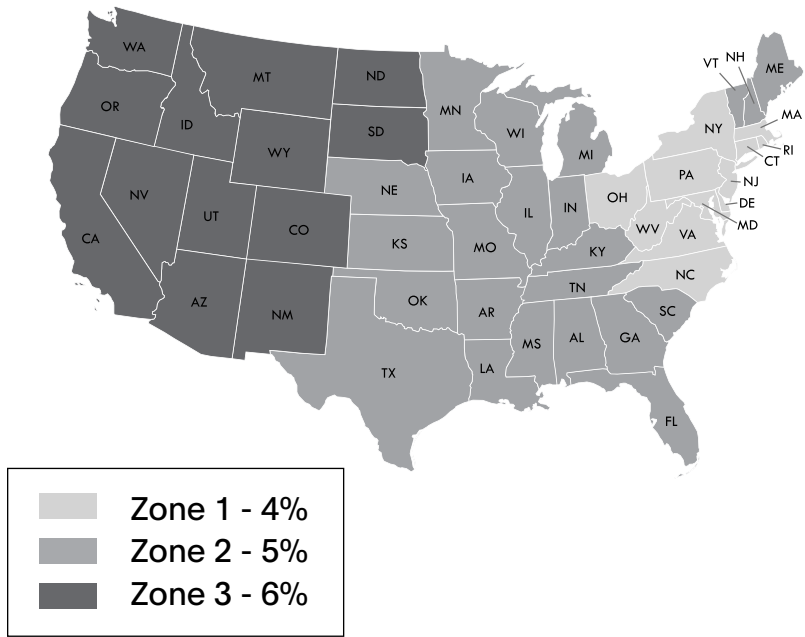
Except as provided below, Stylex warrants exclusively to the original Purchaser of our product that all parts, under normal use and service, will be free from defects in workmanship and material for a period of ten (10) years from the date of purchase. “Normal use and service” means that the product will be used in a typical office environment for 40-45 hours per week.	If this product fails during normal use and service within the applicable warranty period (other than through normal wear and tear), please submit a warranty claim at stylexdesign.com/warranty-claim/ . Quantity, model details, description of issue, and Stylex certified labels are required for submission. PLEASE DO NOT RETURN PARTS OR THE PRODUCT TO STYLEX UNLESS INSTRUCTED TO DO SO BY STYLEX. Stylex will, at its discretion, either repair or replace the defective product or part at no cost. Labor requests must receive approval and will be authorized on a case-by-case basis. We will only reimburse for labor costs directly incurred, excluding any travel-related expenses. Purchaser may be required (at the option of Stylex) to return to Stylex at Purchaser’s expense any defective part with all freight or shipping charges prepaid. The foregoing warranty shall be void if the product has been altered or repaired (other than by Stylex). The warranty does not cover damage to the product caused by accident, neglect, misuse, abuse, modification to the product by anyone other than Stylex or damage caused by use of the product for a purpose other than that for which it was designed. This warranty extends only to the original Purchaser of the product.
This warranty is subject to the following limitations, exclusions and provisions:	
Limitations involving materials and components:	
Wood components of plywood stacking chairs (such as Brooks and Welcome) 5 years	
Upholstery (including mesh used for Click, F4, Insight, and Zephyr Mesh) 3 years	
SAVA Mesh 10 years	
Pneumatic Cylinders 3 years	
COM Upholstery No warranty Stylex makes every effort to ensure that the COM Upholstery it approves is suitable for the intended use. Nevertheless, we will not warrant, and assume no responsibility for, the durability or tailoring quality of any COM or COL . If you have any concerns about the ultimate appearance of any covering, please order an upholstered sample.	No Other Warranties This warranty is in lieu of all other warranties, expressed or implied, including, but not limited to, implied warranties of merchantability and fitness for a particular purpose. The rights and remedies provided herein are the exclusive rights and remedies of the original purchaser of the product.
Painted Stack Chair Frames No Warranty We will not warrant the finish of painted stack chair frames against damage from stacking. Please order chrome frames for chairs that will be stacked.	No Liability For Damages In no event shall Stylex or its suppliers be responsible or liable for any special, indirect, consequential, or incidental damages. In no event shall the liability of Stylex exceed the actual purchase price paid to Stylex for the product.
Felt Glides No warranty Due to the different surfaces on which felt glides may be used, we cannot warrant their durability over time.	Out of Warranty Products For all products no longer covered by our warranty, please refer to our Design for Durability and Upgradability Policy. Contact your Account Manager if you would like to purchase any replaceable components to further extend the life of any Stylex seating product. This warranty applies to all Stylex products purchased on April 13, 2018, and thereafter.

PRODUCT TAKE BACK PROGRAM

In order to be good stewards of our products, Stylex offers a pathway towards a Product Take Back Program as a more viable solution to the end of our products’ originally intended life.	Stylex is proud to offer ANEW to customers dedicated to strengthening their community network by repurposing their furniture, fixtures and architectural materials to those in need. In 2014, Stylex committed to making this relationship a part of our strategic sales strategy. Visit www.anewfound.org to find out more.
Stylex supports the sustainable programs of ANEW and offers their added value to our clients through a comprehensive take-back solution for surplus office furniture and materials of any kind, in any condition. AN EW is a 501(c)(3) non-profit organization that exists to provide companies with smart, cost effective alternatives for their surplus furniture and other items with the priority of matching it to non- profits, public agencies and the underserved, within the local community of the project site. Corporate Social Responsibility is raised while the impact on the environment is lowered by diverting products and materials otherwise destined for landfill.	To initiate a Product Take Back strategy through ANEW, contact Stylex Account Management at 800-257-5742.
	For other end of life recovery options, please see our Product Disassembly Instructions and End of Life Recovery Options documents available on our website in the resources section of each product in our line.

FREIGHT PROGRAM

	ZONE 1 - 4%	ZONE 2 - 5%	ZONE 3 - 6%
Freight charges will be calculated as a percentage of the net product price and added to the invoice at the time of shipment. The continental United States has been divided into three zones. Please use the map below to determine freight charges for the product’s destination. Minimum freight charge is \$250. Please let us know if you will be shipping to a residential address or require inside delivery as this requires an additional fee. Also please note we need to be made aware if a liftgate is required prior to delivery. If any requests are made at the time of delivery, applicable charges will apply.	Connecticut Delaware New York New Jersey Maryland Massachusetts North Carolina Ohio Pennsylvania Rhode Island Virginia Washington D.C. West Virginia	Alabama Arkansas Canada, Ontario Canada, Quebec Florida Georgia Iowa Illinois Indiana Kansas Kentucky Louisiana Nebraska New Hampshire Oklahoma Maine Michigan Minnesota Missouri Mississippi South Carolina Tennessee Texas Vermont Wisconsin	Arizona California Colorado Idaho Montana Nevada New Mexico North Dakota Oregon South Dakota Utah Washington Wyoming Quote Per Project Alaska Hawaii Canada (outside Ontario & Quebec) Mexico



General Information

STYLEX PRICE LIST

TEXTILE PARTNERS & APPROVALS

Textile Partners
To customize your furniture performance needs and design vision, Stylex offers a wide selection of in-graded leathers and textiles from Grades A through Y. We’ve partnered with leading manufacturers on the options, focusing on color, price, durability, and construction. To view our partners and explore our digital carded program with broadly approved textiles, visit [this page](#). We stand by these textiles: They’re tried and tested, and will effortlessly fit into any design aesthetic.

Textile Approvals
All textiles must be approved for the product you are specifying. For the related approved textile lists, visit [this page](#).

CAL 117 AND 133 COMPLIANCE

CAL 117-2013
CAL 117-2013 compliance is a requirement for all textiles applied on our seating products. All Stylex seating products meet this standard.

CAL 133
Most Stylex seating can be ordered to meet the requirements of CAL 133. When ordering, simply specify “CAL 133 compliance required”. The upcharge for this option is \$54 list per yard. Please refer to the COM yardage of each model to determine the number of yards required. We do frequently require full-scale burn tests in order to certify CAL 133 before an order will be accepted. Such burn tests may increase normal lead times and do carry additional charges. Please contact your Stylex account manager for details.

CUSTOMER’S OWN MATERIAL/LEATHER

Customer’s own material (COM) and customer’s own leather (COL) will generally be upholstered at the price designated in each product’s price list. Please be advised, however, that we specifically reserve the right to charge a higher price when we determine that special circumstances, such as unusual repeats or challenging materials, present themselves. All orders for custom coverings must be approved by Stylex before they will be accepted for production. To submit proposed textile for approval, please use the COM form [here](#).

Special Note:
We assume no responsibility for the durability or tailoring quality of any COM or COL. Directional covers in particular may not meet your satisfaction due to the design of certain products. Please be advised that COM and COL orders are not subject to return. If you have doubts about the ultimate appearance of certain coverings, please order a sample done with that specific COM or COL. In addition, while we inspect fabrics for mill imperfections, some are difficult to recognize. We cannot be responsible for defects, color inaccuracies, dye lot variations, or other flaws.

Under no circumstances will we be responsible for COM shortages, flaws, or other such problems. Finally, it is not our responsibility to police the receipt of COM’s in order to meet delivery deadlines, and we assume our customers are aware of any undue delay in the shipment of their COM fabrics.

COM fabric and COL leather should be sent prepaid to: Stylex
Attn: COM/COL - [Your Stylex PO #]
740 Coopertown Road
Delanco, NJ 08075

All COM/COL sent to Stylex must be accompanied with a packing list which indicates the dealers’ name, Stylex corresponding PO number, sales order number, COM/COL supplier name, textile pattern, colorway and shipped quantity. Stylex requires COM to be sent in as continuous yardage in the same dielot.

Yardage requirements shown in the price list are based on non-directional goods of 54” width. Fabrics less than 54” wide or those requiring matching (stripes, prints, or large patterned designs) call for additional yardage. We will be happy to supply yardage requirements for large quantities where economies may be realized.

Add the following yardage for stripes, plaids, or patterns with repeats:

Fabric Width	Plain Fabric	2-14" Repeat	15-24" Repeat	25-27" Repeat	28-36" Repeat
54"	0%	10%	15%	20%	25%
50"	10%	20%	25%	30%	35%
48"	15%	25%	30%	35%	40%
45"	40%	50%	55%	60%	65%
36"	50%	60%	65%	70%	75%

COM/COL FORM

To avoid delay in processing COM orders we request that you submit a sample of your COM textile stapled to this form which can be downloaded [here](#). If a textile has a stripe or design, the size of the repeat should be indicated. Please indicate the textile supplier’s name, textile number, and color. Also indicate the Stylex product on which the textile will be used. If a certain direction of application is required, please ensure that information is communicated directly to your Stylex account manager.

The fabric supplier must indicate on his shipping labels the dealer name and purchase order number as well as the Stylex model number.

Please Note:
No order may be entered into production or have a shipping date assigned until all related COM is received at the factory.



CENTER OF STRIPE OR DESIGN

TOP OF CHAIR	TOP OF CHAIR
--------------	--------------


1. Size of Repeat
2. Textile Supplier
3. Textile Number
4. Color
5. Stylex Product

Contents


COLORS, MATERIALS, AND FINISHES	5
STATEMENT OF LINE	6
DIMENSIONS	7
HOW TO ORDER	8
PRICING	9

CLICK THE TITLES ABOVE TO NAVIGATE THROUGH THE DOCUMENT
PRODUCT HEADERS ON SUBSEQUENT PAGES LINK BACK TO THIS PAGE


POWDER COATED PAINTED METAL




MILK
(MK)




SAND
(SD)




PALE YELLOW
(PY)




TERRACOTTA
(TC)




LIPSTICK RED
(LR)



RED ORANGE
(RO)




RUSTY RED
(RR)




DUSTY PINK
(DP)




LIGHT PISTACHIO
(LP)




MEADOW GREEN
(MG)




DARK SAGE
(DG)



SOFT BLUE
(SB)




BLUE
(BL)



MIDNIGHT BLUE
(MB)




LILAC GRAY
(LL)



LIGHT GRAY
(LG)




CHAMPAGNE
(CP)




METALLIC SILVER
(MS)



NICKEL
(NK)




OCHRE
(OC)




TAUPE
(TP)



DARK BRONZE
(DB)



DARK GRAY
(DG)




BLACK MATTE
(BM)

METAL FINISH



CHROME
(CH)



POLISHED
ALUMINUM
(AL)

WOOD LEG FINISH



MAPLE
(83)




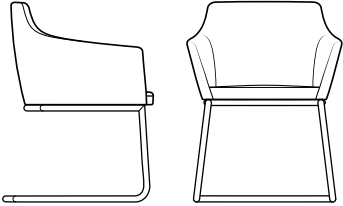

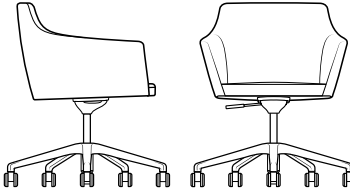
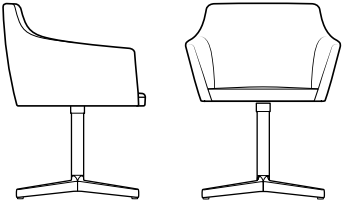
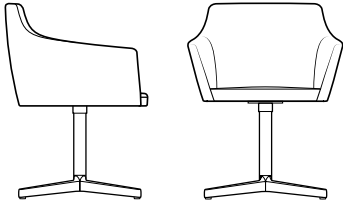
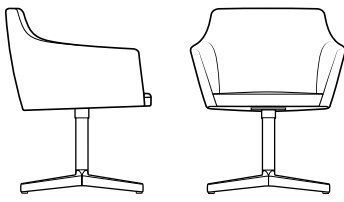

WHITE OAK
(81)



WALNUT
(85)

Nestle

SPECIFICATION GUIDE: STATEMENT OF LINE & DIMENSIONS

OVERVIEW	GUEST			LOUNGE		ADJUSTABLE HEIGHT	
	Mitered Sled 	Cantilever Sled 	Wood Metal Leg 			Five Blade 	
	Swivel Cast Aluminum 	Swivel Return Cast Aluminum 		Swivel Cast Aluminum 	Swivel Return Cast Aluminum 		

PRODUCT INFORMATION

Design

Brad Ascalon

Bases

Sled bases utilize steel tubing. Both 4-blade and 5-blade bases are cast aluminum. Wood Legs are braced with a steel cross-structure beneath the seat. The wood legs are produced from either White Oak, Maple, or Walnut.

All sled base components, as well as the steel cross-structure on 4-leg wood bases, may be ordered in bright chrome, or one of our powder coat finishes. The 4-blade and 5-blade swivel bases are polished aluminum or powder coated.

Glides

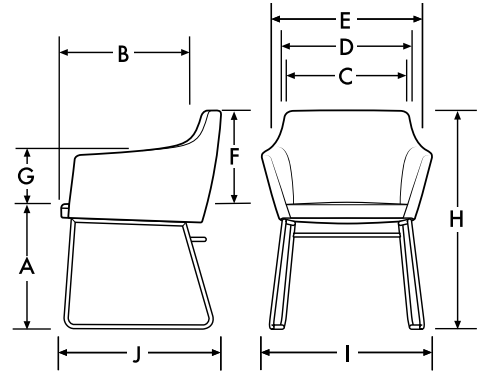
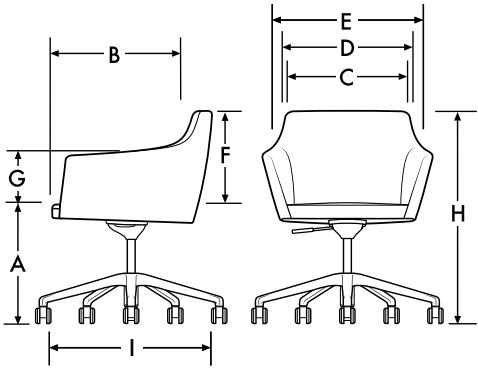
Glides are either plastic or plastic with felt pads. Please note that felt pad glides are not available on models with Aluminum or Cantilever bases.

Performance Standards

Manufactured to comply with:
ANSI/BIFMA X5.1 General-Purpose Office Chairs - Tests

Environment

Greenguard Certified
LEVEL® 2

DIMENSIONS							
<div><div>A. Seat Height</div><div>B. Seat Depth</div><div>C. Seat Width</div><div>D. Back Width</div><div>E. Distance Between Arms</div><div>F. Back Height</div><div>G. Arm Height</div><div>H. Overall Height</div><div>I. Overall Width</div><div>J. Overall Depth</div></div> <div></div>	Mitered Sled Guest	Cantilever Sled Guest	Wood Metal Leg Guest	Swivel Cast Aluminum, Guest	Swivel Return Cast Aluminum Guest	Swivel Cast Aluminum Lounge	Swivel Return Cast Aluminum Lounge
	A. 18 B. 19.5 C. 18 D. 19.25 E. 22.75 F. 14 G. 8 H. 33 I. 25.75 J. 23.75	A. 18" B. 19.5" C. 18" D. 19.25" E. 22.75" F. 14" G 8" H. 33" I. 25.75" J. 25"	A. 18 B. 19.5 C. 18 D. 19.25 E. 22.75 F. 14 G. 8 H. 32.75 I. 25.75 J. 24.25"	A. 18 B. 19.5 C. 18 D. 19.25 E. 22.75 F. 14 G. 8 H. 32.5 I. 25.75 J. 24.25	A. 18 B 19.5 C. 18 D. 19.25 E. 22.75 F. 14 G. 8 H. 32.5 I. 25.75 J. 24.25"	A. 16.5" B. 19.5" C. 18" D. 19.25" E. 22.75" F. 14" G. 8" H. 30" I. 25.75" J. 24.25"	A. 16.5" B. 19.5" C. 18" D. 19.25" E. 22.75" F. 14" G. 8" H. 30" I. 25.75" J. 24.25"
<div><div>A. Seat Height</div><div>B. Seat Depth</div><div>C. Seat Width</div><div>D. Back Width</div><div>E. Distance Between Arms</div><div>F. Back Height</div><div>G. Arm Height</div><div>H. Overall Height</div><div>I. Overall Depth Chair</div></div> <div></div>	Five Blade Cast Aluminum						
	A. 15.4" - 20.4" B. 19.5" C. 18" D. 19.25" E. 22.75" F. 14" G. 8" H. 28.5" - 33.5" I. 24.25"						

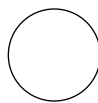
Nestle

SPECIFICATION GUIDE: HOW TO ORDER

MODEL CODE BREAKDOWN

Sample Model Code: NS2162CTPGBMCOM

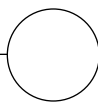
1. Series



NS

Series
NS – NESTLE

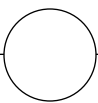
2. Shell



2

Shell Type
2 – UPHOLSTERED

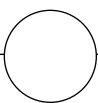
3. Height



16

Height Options
16 – LOUNGE HEIGHT
18 – GUEST HEIGHT
40 – ADJUSTABLE HEIGHT SWIVEL

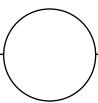
4. Base



2

Base Opitons
2 – MITERED SLED
3 – CANTILEVER SLED
5 – WOOD METAL LEG
7 – SWIVEL CAST ALUMINUM
8 – SWIVEL RETURN CAST ALUMINUM
9 – FIVE-BLADE ALUMINUM BASE

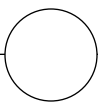
5. Options



CT

Options
DF1 – DUAL UPHOLSTERY
CT – CONTRASTING THREAD

6. Casters/Glides.



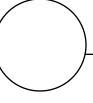
PG

Glides
PG – PLASTIC GLIDES
FG – PLASTIC GLIDES WITH FELT PADS
AG – ADJUSTABLE GLIDES

Black Casters
BS – BLACK TRIM SOFT WHEEL
CC – CHROME TRIM CASTERS
CS – CHROME TRIM SOFT WHEEL

Gray Casters
GC – GRAY CARPET CASTERS

7. Base Finish



BM

Standard Powder Coated Metal

BL BLUE
BM BLACK MATTE
CP CHAMPAGNE
DB DARK BRONZE
DG DARK GRAY
DP DUSTY PINK
DS DARK SAGE
LG LIGHT GRAY
LL LILAC GRAY
LP LIGHT PISTACHIO
LR LIPSTICK RED
MB MIDNIGHT BLUE
MG MEADOW GREEN
MK MILK
MS METALLIC SILVER
NK NICKEL
OC OCHRE
PY PALE YELLOW
RO RED ORANGE
RR RUSTY RED
SB SOFT BLUE
SD SAND
TC TERRACOTTA
TP TAUPE

Polished Metal

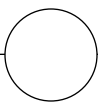
CH CHROME
AL POLISHED ALUMINUM

Wood Finish

81 WHITE OAK
83 NATURAL MAPLE
85 WALNUT
09 CUSTOM COLOR MATCH

Note: Chrome available for non-bladed bases. Polished Aluminum available for bladed bases.

8. Textile






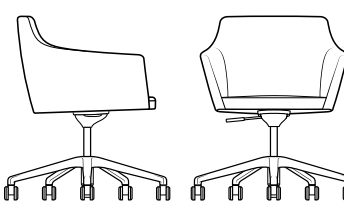
COM

Textile
Textile Grades
COM – CUSTOMER'S OWN MATERIAL
A – GRADE A
B – GRADE B
C – GRADE C
D – GRADE D
E – GRADE E
F – GRADE F
G – GRADE G
H – GRADE H
I – GRADE I
J – GRADE J
K – GRADE K
L – GRADE L
M – GRADE M

Leather Grades
COL – CUSTOMER'S OWN LEATHER
W – GRADE W
X – GRADE X
Y – GRADE Y
E1 – GRADE E1
E2 – GRADE E2

Nestle

PRICING

					COM	COL	Textile Upholstery Grades														Leather Upholstery Grades					
TITLE		SERIES	SEAT	FRAME	DIMENSIONS	YDG	SQFT	COM	A	B	C	D	E	F	G	H	I	J	K	L	M	W	X	Y	E1	E2
Mitered Sled Frame		NS	218	2	25.75W x 23.75D x 33H	2.25	30	1,713	1,898	2,001	2,099	2,199	2,299	2,411	2,521	2,654	2,820	2,998	3,193	3,382	3,564	2,448	2,633	3,241	3,517	4,151
Cantilever Sled Frame		NS	218	3	25.75W x 25D x 33H	2.25	30	1,713	1,898	2,001	2,099	2,199	2,299	2,411	2,521	2,654	2,820	2,998	3,193	3,382	3,564	2,448	2,633	3,241	3,517	4,151
Wood Metal Leg Frame		NS	218	5	25.75W x 24.25D x 32.75H	2.25	30	2,010	2,196	2,296	2,398	2,496	2,598	2,709	2,818	2,948	3,119	3,296	3,490	3,678	3,860	2,748	2,931	3,553	3,816	4,462
Five-Blade Aluminum Base		NS	240	9	25.75W x 24.25D x 28.5 - 33.5H	2.25	30	2,010	2,196	2,296	2,398	2,496	2,598	2,709	2,818	2,948	3,119	3,296	3,490	3,678	3,860	2,748	2,931	3,553	3,816	4,462

To Order Select Below

1. Series

Series

NS	NESTLE
----	--------

2. Shell

Shell

2	UPHOLSTERED
---	-------------

3. Height

Height

18	GUEST HEIGHT
	ADJUSTABLE
40	HEIGHT SWIVEL

4. Base

Base

2	MITERED SLED
3	CANTILEVER SLED
5	WOOD METAL LEG
	FIVE-BLADE
9	ALUMINUM BASE

5. Options

Options

DF1	DUAL UPHOLSTERY
	CONTRASTING
CT	THREAD

Dual Upholstery:
Back Shell Upholstery
1.7 yds
25 sqft

Seat Upholstery
0.75 yds
10 sqft

6. Casters/Glides

Glides

PG	PLASTIC GLIDES
	PLASTIC GLIDES
FG	WITH FELT PADS

Casters

BS	SOFT, BLACK	+44
CC	HARD, CHROME TRIM	+102
CS	SOFT, CHROME TRIM	+128
GC	HARD, GRAY	+29
GS	SOFT, GRAY	+55

Only casters available on five-blade base.
Black carpet casters are used on five blade
base unless other caster option is chosen.

5. Frame Finish

Powder Coat

BL	BLUE	LL	LILAC GRAY	OC	OCHRE
BM	BLACK MATTE	LP	LIGHT PISTACHIO	PY	PALE YELLOW
CP	CHAMPAGNE	LR	LIPSTICK RED	RO	RED ORANGE
DB	DARK BRONZE	MB	MIDNIGHT BLUE	RR	RUSTY RED
DG	DARK GRAY	MG	MEADOW GREEN	SB	SOFT BLUE
DP	DUSTY PINK	MK	MILK	SD	SAND
DS	DARK SAGE	MS	METALLIC SILVER	TC	TERRACOTTA
LG	LIGHT GRAY	NK	NICKEL	TP	TAUPE

Other

CH	CHROME	+153
	POLISHED	
AL	ALUMINUM	

Chome available for
non-bladed bases.
Polished aluminum
available for bladed
bases.

Wood

81	WHITE OAK	
83	NATURAL MAPLE	
85	WALNUT	+134
09	CUSTOM COLOR MATCH	

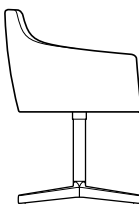
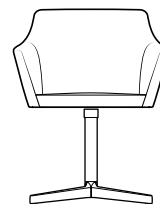
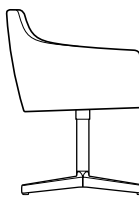

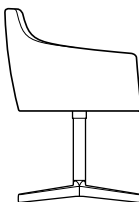
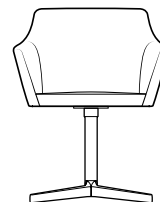
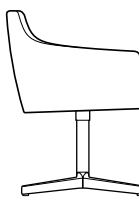

7. Upholstery

See general information section for details on textile program and COM/COL information.

Cylinder color will match the frame if the frame finish is black matte, light gray, or milk. Otherwise, the cylinder will be chrome.
There is a 20 chair minimum for custom wood color match.

Nestle

PRICING

					COM	COL	Textile Upholstery Grades															Leather Upholstery Grades						
TITLE		SERIES	SEAT	FRAME	DIMENSIONS	YDG	SQFT	COM	A	B	C	D	E	F	G	H	I	J	K	L	M	W	X	Y	E1	E2		
Swivel Cast Aluminum Base, Guest Height				NS	218	7	25.75W x 24.25D x 32.5H	2.25	30	1,787	1,973	2,073	2,176	2,273	2,375	2,487	2,596	2,726	2,895	3,072	3,268	3,456	3,638	2,523	2,708	3,318	3,591	4,230
Swivel Cast Aluminum Base, Lounge Height				NS	216	7	25.75W x 24.25D x 32.5H	2.25	30	1,787	1,973	2,073	2,176	2,273	2,375	2,487	2,596	2,726	2,895	3,072	3,268	3,456	3,638	2,523	2,708	3,318	3,591	4,230
Swivel Return Cast Aluminum Base, Guest Height				NS	218	8	25.75W x 24.25D x 32.5H	2.25	30	1,974	2,158	2,259	2,359	2,460	2,562	2,671	2,783	2,913	3,082	3,259	3,455	3,643	3,826	2,709	2,894	3,514	3,777	4,423
Swivel Return Cast Aluminum Base, Lounge Height				NS	216	8	25.75W x 24.25D x 32.5H	2.25	30	1,974	2,158	2,259	2,359	2,460	2,562	2,671	2,783	2,913	3,082	3,259	3,455	3,643	3,826	2,709	2,894	3,514	3,777	4,423

To Order Select Below

1. Series

	Series
NS	NESTLE

2. Shell

	Shell
2	UPHOLSTERED

3. Height

	Height
16	LOUNGE HEIGHT
18	GUEST HEIGHT

4. Base

	Base
7	SWIVEL CAST ALUMINUM
8	SWIVEL RETURN CAST ALUMINUM

5. Options

	Options
DF1	DUAL UPHOLSTERY
AG	ADJUSTABLE GLIDES +15
CT	CONTRASTING THREAD
Dual Upholstery: Back Shell Upholstery 1.7 yds 25 sqft	
Seat Upholstery 0.75 yds 10 sqft	

6. Frame Finish

7. Upholstery

	See general information section for details on textile program and COM/COL information.
--	---