

stylex

Cove Lounge

PRICE LIST

Effective November 01, 2024

General Information

STYLEX PRICE LIST

GENERAL INFORMATION

Terms

Net 30 days from date of invoice,
F. O. B . Delanco, New Jersey.

Damaged Shipments

All Stylex products are carefully inspected before they are packed in sturdy cartons designed to satisfy shipping requirements. Stylex is not responsible for damage in shipment. The transportation company assumes responsibility for delivering products to you in good condition when the bill of lading is signed. You protect yourself by refusing shipments showing damage or shortage until transportation company has noted on the delivery sheet the extent of damage or shortage. Concealed damage should be reported to the carrier as soon as discovered, but no later than 5 days after receiving shipment.

Return/Restocking Policy

Return shipments will not be accepted unless specifically authorized by Stylex in writing. The Return Authorization number should be clearly marked on the carton. The customer returning Stylex products is responsible for return shipping costs. Merchandise must be returned unused. Returned merchandise is subject to a 35% restocking fee.

Special Products

Modifications to standard products will be considered for large runs. Contact factory for price quotations.

Design Changes

In keeping with modern manufacturing advances, Stylex reserves the right to incorporate minor modifications and design changes in products without notice.

Cancellation/Change Order Policy

Regarding requests for order cancellation and/or order modification, please be advised that no charges will be applied before production, unless inventory has been specifically requisitioned to fulfill your order. Once orders proceed to the production phase, they cannot be altered or canceled under any circumstances. All requests for order cancellations or order changes must be submitted in writing and will only be considered valid upon approval by Stylex.

WARRANTY

Except as provided below, Stylex warrants exclusively to the original Purchaser of our product that all parts, under normal use and service, will be free from defects in workmanship and material for a period of ten (10) years from the date of purchase. "Normal use and service" means that the product will be used in a typical office environment for 40-45 hours per week.

This warranty is subject to the following limitations, exclusions and provisions:

Limitations involving materials and components:

Wood components of plywood stacking chairs
(such as Brooks and Welcome)
5 years

Upholstery

(including mesh used for Click, F4, Insight, and Zephyr Mesh)
3 years

SAVA Mesh

10 years

Pneumatic Cylinders

3 years

COM Upholstery

No warranty
Stylex makes every effort to ensure that the COM Upholstery it approves is suitable for the intended use. Nevertheless, we will not warrant, and assume no responsibility for, the durability or tailoring quality of any COM or COL . If you have any concerns about the ultimate appearance of any covering, please order an upholstered sample.

Painted Stack Chair Frames

No Warranty
We will not warrant the finish of painted stack chair frames against damage from stacking. Please order chrome frames for chairs that will be stacked.

Felt Glides

No warranty
Due to the different surfaces on which felt glides may be used, we cannot warrant their durability over time.

If this product fails during normal use and service within the applicable warranty period (other than through normal wear and tear), please submit a warranty claim at stylexdesign.com/warranty-claim/. Quantity, model details, description of issue, and Stylex certified labels are required for submission. PLEASE DO NOT RETURN PARTS OR THE PRODUCT TO STYLEX UNLESS INSTRUCTED TO DO SO BY STYLEX. Stylex will, at its discretion, either repair or replace the defective product or part at no cost. Labor requests must receive approval and will be authorized on a case-by-case basis. We will only reimburse for labor costs directly incurred, excluding any travel-related expenses. Purchaser may be required (at the option of Stylex) to return to Stylex at Purchaser's expense any defective part with all freight or shipping charges prepaid. The foregoing warranty shall be void if the product has been altered or repaired (other than by Stylex). The warranty does not cover damage to the product caused by accident, neglect, misuse, abuse, modification to the product by anyone other than Stylex or damage caused by use of the product for a purpose other than that for which it was designed. This warranty extends only to the original Purchaser of the product.

No Other Warranties

This warranty is in lieu of all other warranties, expressed or implied, including, but not limited to, implied warranties of merchantability and fitness for a particular purpose. The rights and remedies provided herein are the exclusive rights and remedies of the original purchaser of the product.

No Liability For Damages

In no event shall Stylex or its suppliers be responsible or liable for any special, indirect, consequential, or incidental damages. In no event shall the liability of Stylex exceed the actual purchase price paid to Stylex for the product.

Out of Warranty Products

For all products no longer covered by our warranty, please refer to our Design for Durability and Upgradability Policy. Contact your Account Manager if you would like to purchase any replaceable components to further extend the life of any Stylex seating product. This warranty applies to all Stylex products purchased on April 13, 2018, and thereafter.

PRODUCT TAKE BACK PROGRAM

In order to be good stewards of our products, Stylex offers a pathway towards a Product Take Back Program as a more viable solution to the end of our products' originally intended life.

Stylex supports the sustainable programs of ANEW and offers their added value to our clients through a comprehensive take-back solution for surplus office furniture and materials of any kind, in any condition. ANEW is a 501(c)(3) non-profit organization that exists to provide companies with smart, cost effective alternatives for their surplus furniture and other items with the priority of matching it to non- profits, public agencies and the underserved, within the local community of the project site. Corporate Social Responsibility is raised while the impact on the environment is lowered by diverting products and materials otherwise destined for landfill.

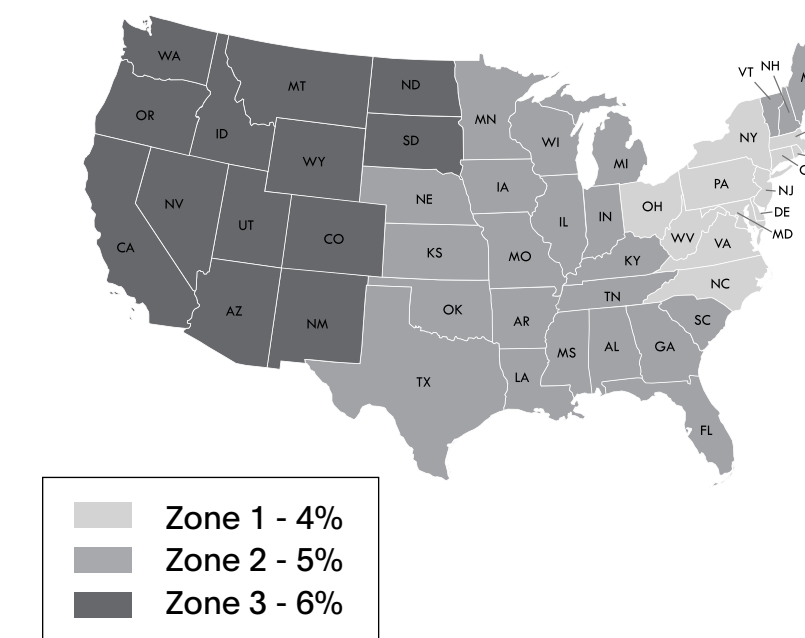
Stylex is proud to offer ANEW to customers dedicated to strengthening their community network by repurposing their furniture, fixtures and architectural materials to those in need. In 2014, Stylex committed to making this relationship a part of our strategic sales strategy. Visit www.anewfound.org to find out more.

To initiate a Product Take Back strategy through ANEW, contact Stylex Account Management at 800-257-5742.

For other end of life recovery options, please see our Product Disassembly Instructions and End of Life Recovery Options documents available on our website in the resources section of each product in our line.

FREIGHT PROGRAM

Freight charges will be calculated as a percentage of the net product price and added to the invoice at the time of shipment. The continental United States has been divided into three zones. Please use the map below to determine freight charges for the product's destination. Minimum freight charge is \$250. Please let us know if you will be shipping to a residential address or require inside delivery as this requires an additional fee. Also please note we need to be made aware if a liftgate is required prior to delivery. If any requests are made at the time of delivery, applicable charges will apply.



ZONE 1 - 4%

Connecticut
Delaware
New York
New Jersey
Maryland
Massachusetts
North Carolina
Ohio
Pennsylvania
Rhode Island
Virginia
Washington D.C.
West Virginia

ZONE 2 - 5%

Alabama
Arkansas
Canada, Ontario
Canada, Quebec
Florida
Georgia
Iowa
Illinois
Indiana
Kansas
Kentucky
Louisiana
Nebraska
New Hampshire
Oklahoma
Maine
Michigan
Minnesota
Missouri
Mississippi
South Carolina
Tennessee
Texas
Vermont
Wisconsin

ZONE 3 - 6%

Arizona
California
Colorado
Idaho
Montana
Nevada
New Mexico
North Dakota
Oregon
South Dakota
Utah
Washington
Wyoming

Quote Per Project

Alaska
Hawaii
Canada
(outside Ontario & Quebec)
Mexico

General Information

STYLEX PRICE LIST

TEXTILE PARTNERS & APPROVALS

Textile Partners

To customize your furniture performance needs and design vision, Stylex offers a wide selection of in-graded leathers and textiles from Grades A through Y. We've partnered with leading manufacturers on the options, focusing on color, price, durability, and construction. To view our partners and explore our digital carded program with broadly approved textiles, visit [this page](#). We stand by these textiles: They're tried and tested, and will effortlessly fit into any design aesthetic.

Textile Approvals

All textiles must be approved for the product you are specifying. For the related approved textile lists, visit [this page](#).

CAL 117 AND 133 COMPLIANCE

CAL 117-2013

CAL 117-2013 compliance is a requirement for all textiles applied on our seating products. All Stylex seating products meet this standard.

CAL 133

Most Stylex seating can be ordered to meet the requirements of CAL 133. When ordering, simply specify "CAL 133 compliance required". The upcharge for this option is \$54 list per yard. Please refer to the COM yardage of each model to determine the number of yards required. We do frequently require full-scale burn tests in order to certify CAL 133 before an order will be accepted. Such burn tests may increase normal lead times and do carry additional charges. Please contact your Stylex account manager for details.

CUSTOMER'S OWN MATERIAL/LEATHER

Customer's own material (COM) and customer's own leather (COL) will generally be upholstered at the price designated in each product's price list. Please be advised, however, that we specifically reserve the right to charge a higher price when we determine that special circumstances, such as unusual repeats or challenging materials, present themselves. All orders for custom coverings must be approved by Stylex before they will be accepted for production. To submit proposed textile for approval, please use the COM form [here](#).

Special Note:

We assume no responsibility for the durability or tailoring quality of any COM or COL. Directional covers in particular may not meet your satisfaction due to the design of certain products. Please be advised that COM and COL orders are not subject to return. If you have doubts about the ultimate appearance of certain coverings, please order a sample done with that specific COM or COL. In addition, while we inspect fabrics for mill imperfections, some are difficult to recognize. We cannot be responsible for defects, color inaccuracies, dye lot variations, or other flaws.

Under no circumstances will we be responsible for COM shortages, flaws, or other such problems. Finally, it is not our responsibility to police the receipt of COM's in order to meet delivery deadlines, and we assume our customers are aware of any undue delay in the shipment of their COM fabrics.

COM fabric and COL leather should be sent prepaid to: Stylex

**Attn: COM/COL - [Your Stylex PO #]
740 Coopertown Road
Delanco, NJ 08075**

All COM/COL sent to Stylex must be accompanied with a packing list which indicates the dealers' name, Stylex corresponding PO number, sales order number, COM/COL supplier name, textile pattern, colorway and shipped quantity. Stylex requires COM to be sent in as continuous yardage in the same dielot.

Yardage requirements shown in the price list are based on non-directional goods of 54" width. Fabrics less than 54" wide or those requiring matching (stripes, prints, or large patterned designs) call for additional yardage. We will be happy to supply yardage requirements for large quantities where economies may be realized.

Add the following yardage for stripes, plaids, or patterns with repeats:

Fabric Width	Plain Fabric	2-14" Repeat	15-24" Repeat	25-27" Repeat	28-36" Repeat
54"	0%	10%	15%	20%	25%
50"	10%	20%	25%	30%	35%
48"	15%	25%	30%	35%	40%
45"	40%	50%	55%	60%	65%
36"	50%	60%	65%	70%	75%

COM/COL FORM

To avoid delay in processing COM orders we request that you submit a sample of your COM textile stapled to this form which can be downloaded [here](#). If a textile has a stripe or design, the size of the repeat should be indicated. Please indicate the textile supplier's name, textile number, and color. Also indicate the Stylex product on which the textile will be used. If a certain direction of application is required, please ensure that information is communicated directly to your Stylex account manager.

The fabric supplier must indicate on his shipping labels the dealer name and purchase order number as well as the Stylex model number.

Please Note:

No order may be entered into production or have a shipping date assigned until all related COM is received at the factory.



CENTER OF STRIPE OR DESIGN

TOP OF CHAIR	TOP OF CHAIR
--------------	--------------

1. Size of Repeat

2. Textile Supplier

3. Textile Number

4. Color

5. Stylex Product

Cove Lounge

Contents


<hr/>		<hr/>	
COLORS, MATERIALS, AND FINISHES	5	CHAIR: FOUR-BLADE ALUMINUM BASE	9
STATEMENT OF LINE	6	CHAIR: FOUR-BLADE WOOD CAPPED BASE	10
DIMENSIONS	7	CHAIR: SLED BASE	11
HOW TO ORDER	8	CHAIR: WOOD LEG	12
		OTTOMAN	13
<hr/>		<hr/>	

CLICK THE TITLES ABOVE TO NAVIGATE THROUGH THE DOCUMENT
PRODUCT HEADERS ON SUBSEQUENT PAGES LINK BACK TO THIS PAGE

Cove Lounge

COLORS, MATERIALS, AND FINISHES

POWDER COATED PAINTED METAL



MILK
(MK)

SAND
(SD)

PALE YELLOW
(PY)


TERRACOTTA
(TC)

LIPSTICK RED
(LR)

RED ORANGE
(RO)

RUSTY RED
(RR)

DUSTY PINK
(DP)



LIGHT PISTACHIO
(LP)


MEADOW GREEN
(MG)

DARK SAGE
(DS)

SOFT BLUE
(SB)

BLUE
(BL)

MIDNIGHT BLUE
(MB)



LILAC GRAY
(LL)

LIGHT GRAY
(LG)


CHAMPAGNE
(CP)

METALLIC SILVER
(MS)

NICKEL
(NK)

OCHRE
(OC)

TAUPE
(TP)




DARK BRONZE
(DB)

DARK GRAY
(DG)

BLACK MATTE
(BM)

POLISHED METAL



CHROME
(CH)

POLISHED
ALUMINUM
(AL)

WOOD LEG FINISH



NATURAL MAPLE
(83)

WHITE OAK
(81)

WALNUT
(85)

OPAQUE BLACK
(87)

Cove Lounge

SPECIFICATION GUIDE: STATEMENT OF LINE

OVERVIEW	LOUNGE	HIGH BACK	OTTOMAN
Four-Blade Aluminum Base Fixed-Height Swivel Fixed-Height Swivel Return Fixed-Height No Swivel			
Four-Blade Wood Capped Base Fixed-Height Swivel Fixed-Height No Swivel			
Sled Base			
Wood Leg			

OPTIONS		
Upholstery and Accessories	Contrasting Thread	Dual Upholstered Seat and Shell

PRODUCT INFORMATION

Design
Stylex/Brandon Walker

Construction - Chairs
All chairs and ottomans consist of a rigid, plant-based polyurethane structure, overlaid with soft, molded foam.

Construction - Bases
Sled frames consist of steel rod and can be ordered in bright chrome or powder coat. Four-Blade bases are cast aluminum and can be polished or powder coated. Four-Blade wood capped bases consist of wood legs attached to a powder coated steel frame.

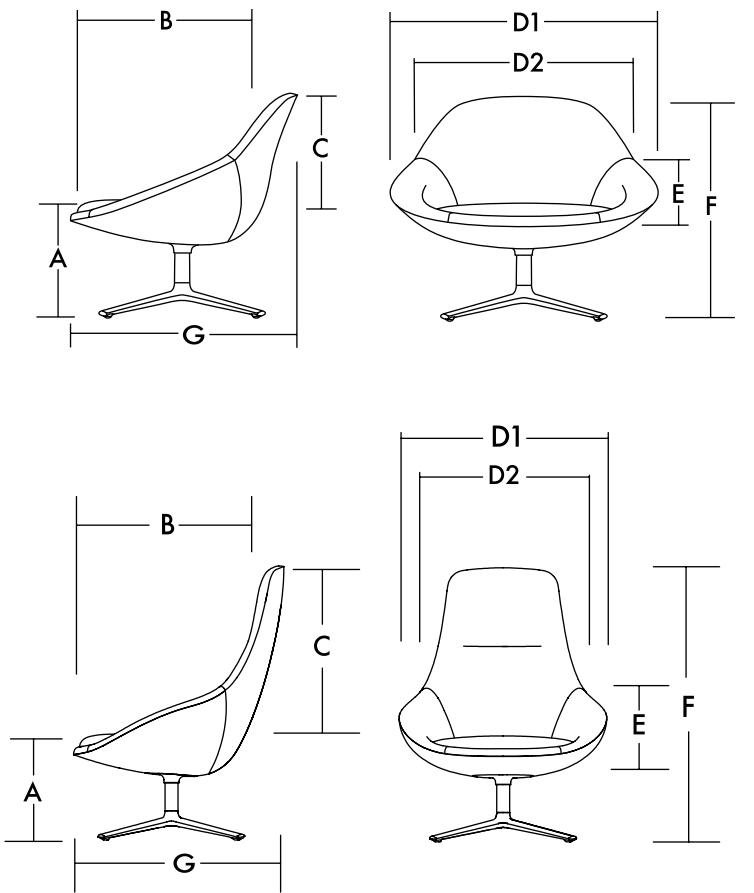
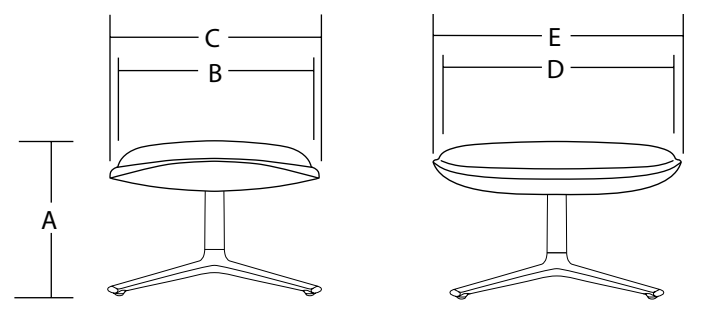
Use
Designed for indoor use only.

Testing
Manufactured to comply with ANSI/ BIFMA X5.4 Lounge Seating Tests.

Environment
Greenguard Certified LEVEL® 2

Cove Lounge

SPECIFICATION GUIDE: DIMENSIONS

OVERVIEW	LOUNGE				HIGH BACK			
<p>Dimensions</p> <ul style="list-style-type: none"> A. Seat Height B. Seat Depth C. Back Height D1. Armless Overall Width D2. Seat Width E. Arm Height F. Maximum Overall Height G. Overall Depth 	<p>Four-Blade Aluminum</p> <ul style="list-style-type: none"> A. 16" B. 20.5" C. 18" D1. 36" D2. 25" E. 7" F. 30" G. 30.5" 	<p>Four-Blade Wood Capped</p> <ul style="list-style-type: none"> A. 16" B. 20.5" C. 18" D1. 36" D2. 25" E. 7" F. 30" G. 30.5" 	<p>Sled</p> <ul style="list-style-type: none"> A. 16" B. 20.5" C. 18" D1. 36" D2. 25" E. 7" F. 30" G. 30.5" 	<p>Wood Leg</p> <ul style="list-style-type: none"> A. 16" B. 20.5" C. 18" D1. 36" D2. 25" E. 7" F. 30" G. 30.5" 	<p>Four-Blade Aluminum</p> <ul style="list-style-type: none"> A. 16" B. 20.5" C. 30" D1. 32" D2. 22.5" E. 8" F. 42" G. 32.5" 	<p>Four-Blade Wood Capped</p> <ul style="list-style-type: none"> A. 16" B. 20.5" C. 30" D1. 32" D2. 22.5" E. 8" F. 42" G. 32.5" 	<p>Sled</p> <ul style="list-style-type: none"> A. 16" B. 20.5" C. 30" D1. 32" D2. 22.5" E. 8" F. 42" G. 32.5" 	<p>Wood Leg</p> <ul style="list-style-type: none"> A. 16" B. 20.5" C. 30" D1. 32" D2. 22.5" E. 8" F. 42" G. 32.5"
<p>Ottoman</p> <ul style="list-style-type: none"> A. Seat Height B. Seat Depth C. Overall Depth D. Seat Width E. Overall Width 	<p>Four-Blade Aluminum</p> <ul style="list-style-type: none"> A. 15.5" B. 18.75" C. 20.5" D. 23.375" E. 24.5" 	<p>Sled</p> <ul style="list-style-type: none"> A. 15.5" B. 18.75" C. 20.5" D. 23.375" E. 24.5" 	<p>Wood Leg</p> <ul style="list-style-type: none"> A. 15.5" B. 18.75" C. 20.5" D. 23.375" E. 24.5" 					

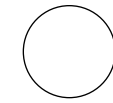
Cove Lounge

SPECIFICATION GUIDE: HOW TO ORDER

MODEL CODE BREAKDOWN

Sample Model Code: **CV470DF1CT81BLCOM**

1. Series

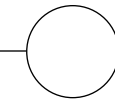


CV

2. Style/Base

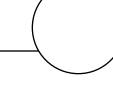
470

3. Dual Upholstery



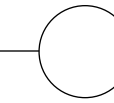
DF1

4. Options



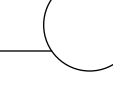
CT

5. Wood Finish



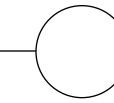
81

6. Frame Finish



BL

7. Upholstery



COM

Series

CV COVE LOUNGE

Frame/Base

470 LOUNGE CHAIR, FOUR-BLADE CAST ALUMINUM BASE, FIXED-HEIGHT SWIVEL
 471 LOUNGE CHAIR, FOUR-BLADE CAST ALUMINUM BASE, FIXED-HEIGHT 360° SWIVEL RETURN
 472 LOUNGE CHAIR, FOUR-BLADE CAST ALUMINUM BASE, FIXED-HEIGHT NO SWIVEL
 450 LOUNGE CHAIR, WOOD CAPPED BASE, FIXED-HEIGHT SWIVEL
 452 LOUNGE CHAIR, WOOD CAPPED BASE, FIXED-HEIGHT NO SWIVEL
 410 LOUNGE CHAIR, SLED BASE
 460 LOUNGE CHAIR, WOOD LEG
 370 HIGH BACK CHAIR, FOUR-BLADE CAST ALUMINUM BASE, FIXED-HEIGHT SWIVEL
 372 HIGH BACK CHAIR, FOUR-BLADE CAST ALUMINUM BASE, FIXED-HEIGHT 360° SWIVEL RETURN
 371 HIGH BACK CHAIR, FOUR-BLADE CAST ALUMINUM BASE, FIXED-HEIGHT NO SWIVEL
 350 HIGH BACK CHAIR, WOOD CAPPED BASE, FIXED-HEIGHT SWIVEL
 352 HIGH BACK CHAIR, WOOD CAPPED BASE, FIXED-HEIGHT NO SWIVEL
 310 HIGH BACK CHAIR, SLED BASE
 360 HIGH BACK CHAIR, WOOD LEG
 572 OTTOMAN, FOUR-BLADE CAST ALUMINUM BASE, FIXED-HEIGHT NO SWIVEL
 510 OTTOMAN, SLED BASE
 560 OTTOMAN, WOOD LEG

Dual Upholstery

DF1 DUAL UPHOLSTERY

Options

CT CONTRASTING THREAD

Wood Finish

81 NATURAL MAPLE
 83 WHITE OAK
 85 WALNUT
 87 OPAQUE BLACK

Standard Powder Coated Metal

BL BLUE
 BM BLACK MATTE
 CP CHAMPAGNE
 DB DARK BRONZE
 DG DARK GRAY
 DP DUSTY PINK
 DS DARK SAGE
 LG LIGHT GRAY
 LL LILAC GRAY
 LP LIGHT PISTACHIO
 LR LIPSTICK RED
 MB MIDNIGHT BLUE
 MG MEADOW GREEN
 MK MILK
 MS METALLIC SILVER
 NK NICKEL
 OC OCHRE
 PY PALE YELLOW
 RO RED ORANGE
 RR RUSTY RED
 SB SOFT BLUE
 SD SAND
 TC TERRACOTTA
 TP TAUPE

Polished Metal

CH CHROME
 AL POLISHED ALUMINUM

Upholstery Textile Grades

COM CUSTOMER'S OWN MATERIAL
 A GRADE A
 B GRADE B
 C GRADE C
 D GRADE D
 E GRADE E
 F GRADE F
 G GRADE G
 H GRADE H
 I GRADE I
 J GRADE J
 K GRADE K
 L GRADE L
 M GRADE M

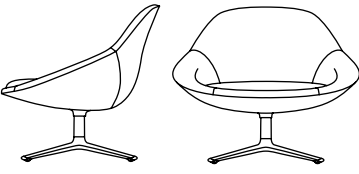
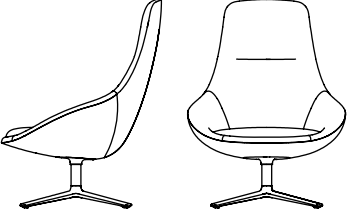
Leather Grades

COL CUSTOMER'S OWN LEATHER
 W GRADE W
 X GRADE X
 Y GRADE Y
 E1 GRADE E1
 E2 GRADE E2

Note: Choose highest grade in the case of dual upholstery option.

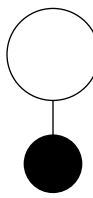
Cove Lounge

CHAIR: FOUR-BLADE ALUMINUM BASE

TITLE	SERIES	STYLE	DIMENSIONS	YDG	SQFT	Textile Upholstery Grades														Leather Upholstery Grades					
						COM	A	B	C	D	E	F	G	H	I	J	K	L	M	W	X	Y	E1	E2	
Lounge, Four Blade Aluminum Base 	Fixed-Height Swivel	CV	470	36W x 30.5D x 30H	2.8	41	2,465	2,679	2,796	2,905	3,022	3,139	3,267	3,391	3,540	3,736	3,967	4,198	4,394	4,606	3,711	4,034	5,080	5,516	6,694
	Fixed-Height Swivel Return	CV	471	36W x 30.5D x 30H	2.8	41	2,540	2,754	2,868	2,980	3,098	3,212	3,338	3,466	3,616	3,808	4,040	4,273	4,468	4,680	3,786	4,108	5,155	5,590	6,768
	Fixed-Height No Swivel	CV	472	36W x 30.5D x 30H	2.8	41	2,465	2,679	2,796	2,905	3,022	3,139	3,267	3,391	3,540	3,736	3,967	4,198	4,394	4,606	3,711	4,034	5,080	5,516	6,694
High Back, Four Blade Aluminum Base 	Fixed-Height Swivel	CV	370	36W x 30.5D x 30H	3	47	2,919	3,121	3,230	3,337	3,448	3,558	3,678	3,798	3,940	4,123	4,343	4,560	4,749	4,949	3,872	4,206	5,264	5,942	6,613
	Fixed-Height Swivel Return	CV	371	32W x 32.5D x 42H	3	47	2,998	3,201	3,311	3,418	3,528	3,639	3,759	3,878	4,021	4,202	4,423	4,642	4,829	5,029	3,952	4,286	5,346	6,022	6,692
	Fixed-Height No Swivel	CV	372	32W x 32.5D x 42H	3	47	2,919	3,121	3,230	3,337	3,448	3,558	3,678	3,798	3,940	4,123	4,343	4,560	4,749	4,949	3,872	4,206	5,264	5,942	6,613

To Order Select Below

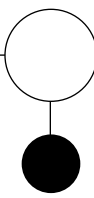
1. Series



CV

Cove Lounge Upholstered Shell

2. Style/Base



Lounge

470 LOUNGE CHAIR, CAST ALUMINUM BASE, FIXED-HEIGHT SWIVEL

471 LOUNGE CHAIR, CAST ALUMINUM BASE, FIXED-HEIGHT 360° SWIVEL RETURN

472 LOUNGE CHAIR, CAST ALUMINUM BASE, FIXED-HEIGHT NO SWIVEL

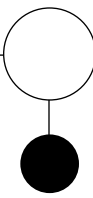
High Back

370 HIGH BACK CHAIR, CAST ALUMINUM BASE, FIXED-HEIGHT SWIVEL

371 HIGH BACK CHAIR, CAST ALUMINUM BASE, FIXED-HEIGHT 360° SWIVEL RETURN

372 HIGH BACK CHAIR, CAST ALUMINUM BASE, FIXED-HEIGHT NO SWIVEL

3. Dual Upholstery Option



Dual Upholstery Option

DF1 DUAL UPHOLSTERY

Dual Upholstery allows for different fabrics on the seat and shell. When specifying In-Graded fabrics, please apply the higher of the two grades. Fabric and Leather combinations are only available as COM/COL orders. Fabric and Leather combinations are only available as COM/COL orders.

Textile (yd) and leather (sqft) quantities for dual upholstery are the following:

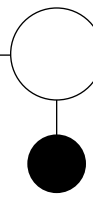
Lounge Chair

Seat: 1 yd / 9 sqft
Shell: 2 yd / 31 sqft

High Back Chair

Seat: 1.1 yd / 9 sqft
Shell: 2.8 yd / 37 sqft

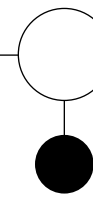
4. Options



Options

CT CONTRASTING THREAD

4. Frame Finish



Standard Powder Coated Metal

BL BLUE

BM BLACK MATTE

CP CHAMPAGNE

DB DARK BRONZE

DG DARK GRAY

DP DUSTY PINK

DS DARK SAGE

LG LIGHT GRAY

LL LILAC GRAY

LP LIGHT PISTACHIO

LR LIPSTICK RED

MB MIDNIGHT BLUE

MG MEADOW GREEN

MK MILK

MS METALLIC SILVER

NK NICKEL

OC OCHRE

PY PALE YELLOW

RO RED ORANGE

RR RUSTY RED

SB SOFT BLUE

SD SAND

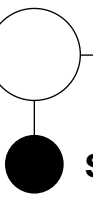
TC TERRACOTTA

TP TAUPE

Polished Metal

AL POLISHED ALUMINUM

6. Upholstery



See general information section for details on textile program and COM/COL information.

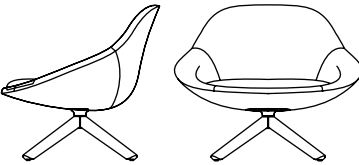

Cove Textile Precautions

Fabrics are cut railroad. Certain horizontal stripes, plaids, or fabrics with very little stretch are not acceptable for use on this product.

All textiles and leathers must be pre-approved for this product. Cove may develop mild comfort wrinkles on the inside back and seat when specified with leather or fabrics that do not recover well.

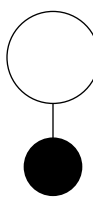
Cove Lounge

CHAIR: FOUR-BLADE WOOD CAPPED BASE

TITLE	SERIES	STYLE	DIMENSIONS	YDG	SQFT	Textile Upholstery Grades														Leather Upholstery Grades					
						COM	COL	COM	A	B	C	D	E	F	G	H	I	J	K	L	M	W	X	Y	E1
Lounge, Four Blade Wood Capped Base 	CV	Fixed-Height Swivel	450	36W x 30.5D x 30H	2.8	41	3,296	3,500	3,611	3,718	3,830	3,941	4,062	4,185	4,327	4,513	4,734	4,956	5,145	5,348	4,491	4,802	5,803	6,220	7,353
		Fixed-Height No Swivel	452	36W x 30.5D x 30H	2.8	41	3,151	3,357	3,467	3,577	3,687	3,797	3,919	4,039	4,185	4,369	4,591	4,812	5,001	5,203	4,345	4,658	5,659	6,077	7,208
High Back, Four Blade Wood Capped Base 	CV	Fixed-Height Swivel	350	32W x 32.5D x 42H	3	47	3,651	3,852	3,962	4,070	4,180	4,290	4,411	4,529	4,673	4,854	5,074	5,293	5,481	5,682	4,604	4,938	5,998	6,675	7,344
		Fixed-Height No Swivel	352	32W x 32.5D x 42H	3	47	3,504	3,706	3,816	3,923	4,033	4,143	4,263	4,383	4,525	4,707	4,928	5,146	5,333	5,534	4,456	4,790	5,850	6,527	7,198

To Order Select Below

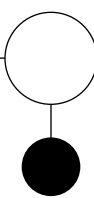
1. Series



CV

Cove Lounge Upholstered Shell

2. Style/Base



Lounge

450 LOUNGE CHAIR, WOOD CAPPED BASE, FIXED-HEIGHT SWIVEL

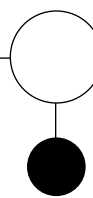
452 LOUNGE CHAIR, WOOD CAPPED BASE, FIXED-HEIGHT NO SWIVEL

High Back

350 HIGH BACK CHAIR, WOOD CAPPED BASE, FIXED-HEIGHT SWIVEL

352 HIGH BACK CHAIR, WOOD CAPPED BASE, FIXED-HEIGHT NO SWIVEL

3. Dual Upholstery Option



Dual Upholstery Option

DF1 DUAL UPHOLSTERY

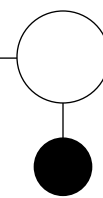
Dual Upholstery allows for different fabrics on the seat and shell. When specifying In-Graded fabrics, please apply the higher of the two grades. Fabric and Leather combinations are only available as COM/COL orders. Fabric and Leather combinations are only available as COM/COL orders.

Textile (yd) and leather (sqft) quantities for dual upholstery are the following:

Lounge Chair
Seat: 1 yd / 9 sqft
Shell: 2 yd / 31 sqft

High Back Chair
Seat: 1.1 yd / 9 sqft
Shell: 2.8 yd / 37 sqft

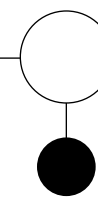
4. Options



Options

CT CONTRASTING THREAD

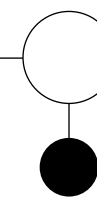
5. Wood Finish



Wood Finish

81 WHITE OAK
83 NATURAL MAPLE
85 WALNUT **+144**
87 OPAQUE BLACK

6. Frame Finish

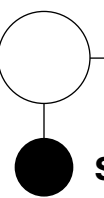


Standard Powder Coated Metal

BL BLUE	MG MEADOW GREEN
BM BLACK MATTE	MK MILK
CP CHAMPAGNE	MS METALLIC SILVER
DB DARK BRONZE	NK NICKEL
DG DARK GRAY	OC OCHRE
DP DUSTY PINK	PY PALE YELLOW
DS DARK SAGE	RO RED ORANGE
LG LIGHT GRAY	RR RUSTY RED
LL LILAC GRAY	SB SOFT BLUE
LP LIGHT PISTACHIO	SD SAND
LR LIPSTICK RED	TC TERRACOTTA
MB MIDNIGHT BLUE	TP TAUPE

Colors apply to the metal base plate and column between the wood legs.

7. Upholstery



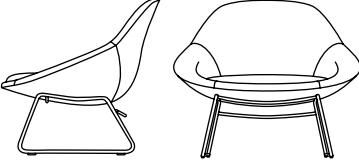
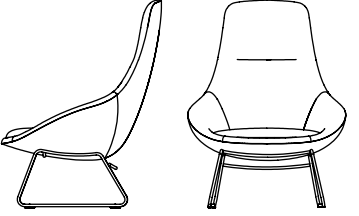
See general information section for details on textile program and COM/COL information.

Cove Textile Precautions
Fabrics are cut railroad. Certain horizontal stripes, plaids, or fabrics with very little stretch are not acceptable for use on this product.

All textiles and leathers must be pre-approved for this product. Cove may develop mild comfort wrinkles on the inside back and seat when specified with leather or fabrics that do not recover well.

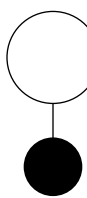
Cove Lounge

CHAIR: SLED BASE

TITLE	SERIES	STYLE	DIMENSIONS	YDG	SQFT	Textile Upholstery Grades													Leather Upholstery Grades					
						COM	COL	COM	A	B	C	D	E	F	G	H	I	J	K	L	M	W	X	Y
Lounge, Sled Base 	CV	410	36W x 30.5D x 30H	2.8	41	2,540	2,754	2,868	2,980	3,098	3,212	3,338	3,466	3,616	3,808	4,040	4,273	4,468	4,680	3,786	4,108	5,155	5,590	6,768
High Back, Sled Base 	CV	310	32W x 32.5D x 42H	3	47	2,881	3,083	3,193	3,300	3,409	3,520	3,641	3,760	3,903	4,084	4,305	4,523	4,711	4,912	3,834	4,168	5,227	5,903	6,575

To Order Select Below

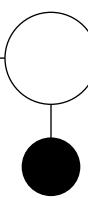
1. Series



CV

Cove Lounge Upholstered Shell

2. Style/Base



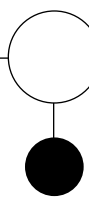
Lounge

410 LOUNGE CHAIR, SLED BASE

High Back

310 HIGH BACK CHAIR, SLED BASE

3. Dual Upholstery Option



Dual Upholstery Option

DF1 DUAL UPHOLSTERY

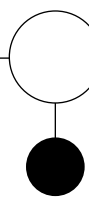
Dual Upholstery allows for different fabrics on the seat and shell. When specifying In-Graded fabrics, please apply the higher of the two grades. Fabric and Leather combinations are only available as COM/COL orders. Fabric and Leather combinations are only available as COM/COL orders.

Textile (yd) and leather (sqft) quantities for dual upholstery are the following:

Lounge Chair
Seat: 1 yd / 9 sqft
Shell: 2 yd / 31 sqft

High Back Chair
Seat: 1.1 yd / 9 sqft
Shell: 2.8 yd / 37 sqft

4. Options



Options

CT CONTRASTING THREAD

4. Frame Finish



Standard Powder Coated Metal

BL BLUE

BM BLACK MATTE

CP CHAMPAGNE

DB DARK BRONZE

DG DARK GRAY

DP DUSTY PINK

DS DARK SAGE

LG LIGHT GRAY

LL LILAC GRAY

LP LIGHT PISTACHIO

LR LIPSTICK RED

MB MIDNIGHT BLUE

MG MEADOW GREEN

MK MILK

MS METALLIC SILVER

NK NICKEL

OC OCHRE

PY PALE YELLOW

RO RED ORANGE

RR RUSTY RED

SB SOFT BLUE

SD SAND

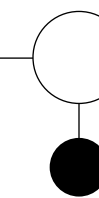
TC TERRACOTTA

TP TAUPE

Polished Metal

CH BRIGHT CHROME

6. Upholstery



See general information section for details on textile program and COM/COL information.

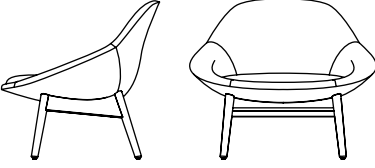
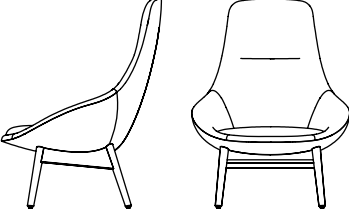
Cove Textile Precautions

Fabrics are cut railroad. Certain horizontal stripes, plaids, or fabrics with very little stretch are not acceptable for use on this product.

All textiles and leathers must be pre-approved for this product. Cove may develop mild comfort wrinkles on the inside back and seat when specified with leather or fabrics that do not recover well.

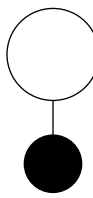
Cove Lounge

CHAIR: WOOD LEG

TITLE	SERIES	STYLE	DIMENSIONS	YDG	SQFT	Textile Upholstery Grades													Leather Upholstery Grades					
						COM	COL	COM	A	B	C	D	E	F	G	H	I	J	K	L	M	W	X	Y
Lounge, Wood Legs 	CV	460	36W x 30.5D x 30H	2.8	41	3,042	3,252	3,365	3,475	3,589	3,703	3,827	3,951	4,099	4,287	4,515	4,740	4,935	5,142	4,150	4,458	5,451	5,920	6,913
High Back, Wood Legs 	CV	360	32W x 32.5D x 42H	3	47	3,165	3,371	3,482	3,589	3,702	3,814	3,935	4,058	4,201	4,387	4,610	4,833	5,022	5,226	4,426	4,778	5,906	6,442	7,572

To Order Select Below

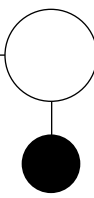
1. Series



CV

Cove Lounge Upholstered Shell

2. Style/Base



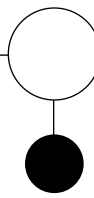
Lounge

460 LOUNGE CHAIR, WOOD LEGS

High Back

360 HIGH BACK CHAIR, WOOD LEGS

3. Dual Upholstery Option



Dual Upholstery Option

DF1 DUAL UPHOLSTERY

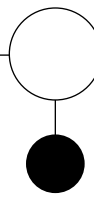
Dual Upholstery allows for different fabrics on the seat and shell. When specifying In-Graded fabrics, please apply the higher of the two grades. Fabric and Leather combinations are only available as COM/COL orders. Fabric and Leather combinations are only available as COM/COL orders.

Textile (yd) and leather (sqft) quantities for dual upholstery are the following:

Lounge Chair
 Seat: 1 yd / 9 sqft
 Shell: 2 yd / 31 sqft

High Back Chair
 Seat: 1.1 yd / 9 sqft
 Shell: 2.8 yd / 37 sqft

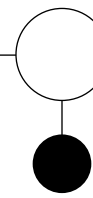
4. Options



Options

CT CONTRASTING THREAD

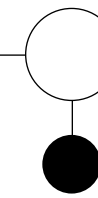
5. Wood Finish



Wood Finish

81	WHITE OAK	+180
83	NATURAL MAPLE	+89
85	WALNUT	+302
87	OPAQUE BLACK	

6. Upholstery



See general information section for details on textile program and COM/COL information.

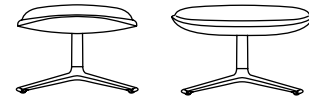
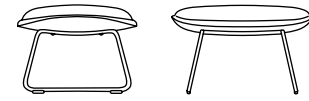
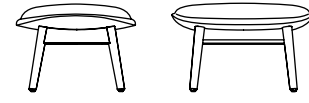
Cove Textile Precautions

Fabrics are cut railroad. Certain horizontal stripes, plaids, or fabrics with very little stretch are not acceptable for use on this product.

All textiles and leathers must be pre-approved for this product. Cove may develop mild comfort wrinkles on the inside back and seat when specified with leather or fabrics that do not recover well.

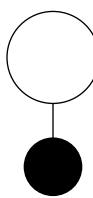
Cove Lounge

OTTOMAN

TITLE	SERIES	STYLE	DIMENSIONS	YDG	SQFT	Textile Upholstery Grades														Leather Upholstery Grades					
						COM	COL	COL	COL	COL	COL	COL	COL	COL	COL	COL	COL	COL	COL	COL	COL	COL	W	X	Y
Ottoman, Four Blade Aluminum Base 	Fixed-Height No Swivel	CV	572	24.5W x 20.5D x 15.5H	1	23	1,345	1,431	1,477	1,523	1,567	1,613	1,665	1,715	1,775	1,852	1,945	2,038	2,115	2,200	1,883	2,024	2,480	2,668	3,180
Ottoman, Sled Base 		CV	510	24.5W x 20.5D x 15.5H	1	23	1,345	1,431	1,477	1,523	1,567	1,613	1,665	1,715	1,775	1,852	1,945	2,038	2,115	2,200	1,883	2,024	2,480	2,668	3,180
Ottoman, Wood Legs 		CV	560	24.5W x 20.5D x 15.5H	1	23	1,529	1,604	1,644	1,684	1,724	1,765	1,810	1,854	1,906	1,973	2,055	2,136	2,205	2,279	2,144	2,316	2,866	3,127	3,678

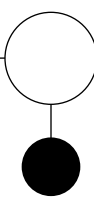
To Order Select Below

1. Series



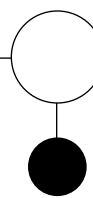
- CV
- Cove Lounge Upholstered Shell**

2. Style/Base



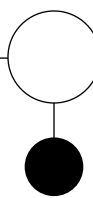
- Ottoman**
- 572 OTTOMAN, CAST ALUMINUM BASE, NO SWIVEL
- 510 OTTOMAN, SLED BASE
- 560 OTTOMAN, WOOD LEGS

3. Dual Upholstery Option



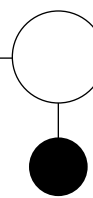
- Dual Upholstery Option**
- DF1 DUAL UPHOLSTERY
- Dual Upholstery allows for different fabrics on the seat and shell. When specifying In-Graded fabrics, please apply the higher of the two grades. Fabric and Leather combinations are only available as COM/COL orders. Fabric and Leather combinations are only available as COM/COL orders.
- Textile (yd) and leather (sqft) quantities for dual upholstery are the following:**
- Ottoman**
Seat: 1 yd / 11 sqft
Shell: 1 yd / 11 sqft

4. Options



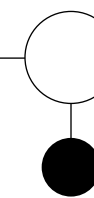
- Options**
- CT CONTRASTING THREAD

5. Wood Finish



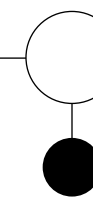
- Wood Finish**
- 81 WHITE OAK **+134**
- 83 NATURAL MAPLE **+77**
- 85 WALNUT **+268**
- 87 OPAQUE BLACK
- *For Wood Leg Base only

6. Frame Finish



- Standard Powder Coated Metal**
- BL BLUE
- BM BLACK MATTE
- CP CHAMPAGNE
- DB DARK BRONZE
- DG DARK GRAY
- DP DUSTY PINK
- DS DARK SAGE
- LG LIGHT GRAY
- LL LILAC GRAY
- LP LIGHT PISTACHIO
- LR LIPSTICK RED
- MB MIDNIGHT BLUE
- MG MEADOW GREEN
- MK MILK
- MS METALLIC SILVER
- NK NICKEL
- OC OCHRE
- PY PALE YELLOW
- RO RED ORANGE
- RR RUSTY RED
- SB SOFT BLUE
- SD SAND
- TC TERRACOTTA
- TP TAUPE
- Polished Metal**
- AL POLISHED ALUMINUM
- CH** BRIGHT CHROME
- **For Sled Base only

7. Upholstery



- See general information section for details on textile program and COM/COL information.**
- Cove Textile Precautions**
Fabrics are cut railroad. Certain horizontal stripes, plaids, or fabrics with very little stretch are not acceptable for use on this product.
- All textiles and leathers must be pre-approved for this product. Cove may develop mild comfort wrinkles on the inside back and seat when specified with leather or fabrics that do not recover well.