

stylex

Sava

PRICE LIST

Effective November 01, 2024

General Information

STYLEX PRICE LIST

GENERAL INFORMATION

Terms

Net 30 days from date of invoice,
F. O. B . Delanco, New Jersey.

Damaged Shipments

All Stylex products are carefully inspected before they are packed in sturdy cartons designed to satisfy shipping requirements. Stylex is not responsible for damage in shipment. The transportation company assumes responsibility for delivering products to you in good condition when the bill of lading is signed. You protect yourself by refusing shipments showing damage or shortage until transportation company has noted on the delivery sheet the extent of damage or shortage. Concealed damage should be reported to the carrier as soon as discovered, but no later than 5 days after receiving shipment.

Return/Restocking Policy

Return shipments will not be accepted unless specifically authorized by Stylex in writing. The Return Authorization number should be clearly marked on the carton. The customer returning Stylex products is responsible for return shipping costs. Merchandise must be returned unused. Returned merchandise is subject to a 35% restocking fee.

Special Products

Modifications to standard products will be considered for large runs. Contact factory for price quotations.

Design Changes

In keeping with modern manufacturing advances, Stylex reserves the right to incorporate minor modifications and design changes in products without notice.

Cancellation/Change Order Policy

Regarding requests for order cancellation and/or order modification, please be advised that no charges will be applied before production, unless inventory has been specifically requisitioned to fulfill your order. Once orders proceed to the production phase, they cannot be altered or canceled under any circumstances. All requests for order cancellations or order changes must be submitted in writing and will only be considered valid upon approval by Stylex.

WARRANTY

Except as provided below, Stylex warrants exclusively to the original Purchaser of our product that all parts, under normal use and service, will be free from defects in workmanship and material for a period of ten (10) years from the date of purchase. "Normal use and service" means that the product will be used in a typical office environment for 40-45 hours per week.

This warranty is subject to the following limitations, exclusions and provisions:

Limitations involving materials and components:

Wood components of plywood stacking chairs
(such as Brooks and Welcome)
5 years

Upholstery

(including mesh used for Click, F4, Insight, and Zephyr Mesh)
3 years

SAVA Mesh

10 years

Pneumatic Cylinders

3 years

COM Upholstery

No warranty
Stylex makes every effort to ensure that the COM Upholstery it approves is suitable for the intended use. Nevertheless, we will not warrant, and assume no responsibility for, the durability or tailoring quality of any COM or COL. If you have any concerns about the ultimate appearance of any covering, please order an upholstered sample.

Painted Stack Chair Frames

No Warranty
We will not warrant the finish of painted stack chair frames against damage from stacking. Please order chrome frames for chairs that will be stacked.

Felt Glides

No warranty
Due to the different surfaces on which felt glides may be used, we cannot warrant their durability over time.

If this product fails during normal use and service within the applicable warranty period (other than through normal wear and tear), please submit a warranty claim at stylexdesign.com/warranty-claim/. Quantity, model details, description of issue, and Stylex certified labels are required for submission. PLEASE DO NOT RETURN PARTS OR THE PRODUCT TO STYLEX UNLESS INSTRUCTED TO DO SO BY STYLEX. Stylex will, at its discretion, either repair or replace the defective product or part at no cost. Labor requests must receive approval and will be authorized on a case-by-case basis. We will only reimburse for labor costs directly incurred, excluding any travel-related expenses. Purchaser may be required (at the option of Stylex) to return to Stylex at Purchaser's expense any defective part with all freight or shipping charges prepaid. The foregoing warranty shall be void if the product has been altered or repaired (other than by Stylex). The warranty does not cover damage to the product caused by accident, neglect, misuse, abuse, modification to the product by anyone other than Stylex or damage caused by use of the product for a purpose other than that for which it was designed. This warranty extends only to the original Purchaser of the product.

No Other Warranties

This warranty is in lieu of all other warranties, expressed or implied, including, but not limited to, implied warranties of merchantability and fitness for a particular purpose. The rights and remedies provided herein are the exclusive rights and remedies of the original purchaser of the product.

No Liability For Damages

In no event shall Stylex or its suppliers be responsible or liable for any special, indirect, consequential, or incidental damages. In no event shall the liability of Stylex exceed the actual purchase price paid to Stylex for the product.

Out of Warranty Products

For all products no longer covered by our warranty, please refer to our Design for Durability and Upgradability Policy. Contact your Account Manager if you would like to purchase any replaceable components to further extend the life of any Stylex seating product. This warranty applies to all Stylex products purchased on April 13, 2018, and thereafter.

PRODUCT TAKE BACK PROGRAM

In order to be good stewards of our products, Stylex offers a pathway towards a Product Take Back Program as a more viable solution to the end of our products' originally intended life.

Stylex supports the sustainable programs of ANEW and offers their added value to our clients through a comprehensive take-back solution for surplus office furniture and materials of any kind, in any condition. ANEW is a 501(c)(3) non-profit organization that exists to provide companies with smart, cost effective alternatives for their surplus furniture and other items with the priority of matching it to non- profits, public agencies and the underserved, within the local community of the project site. Corporate Social Responsibility is raised while the impact on the environment is lowered by diverting products and materials otherwise destined for landfill.

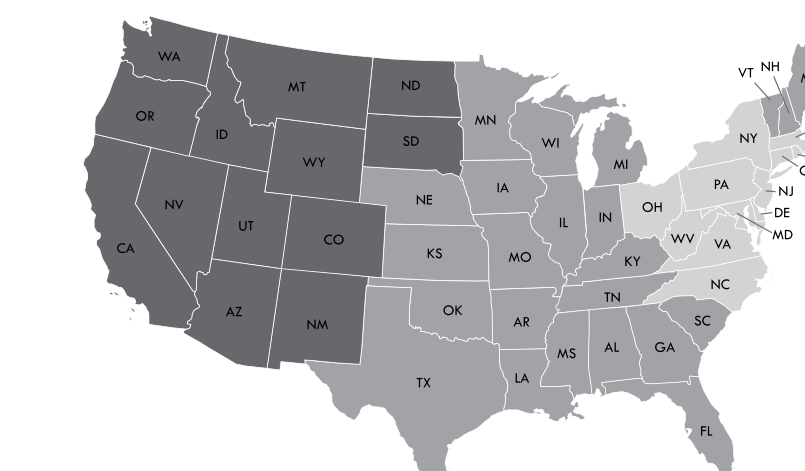
Stylex is proud to offer ANEW to customers dedicated to strengthening their community network by repurposing their furniture, fixtures and architectural materials to those in need. In 2014, Stylex committed to making this relationship a part of our strategic sales strategy. Visit www.anewfound.org to find out more.

To initiate a Product Take Back strategy through ANEW, contact Stylex Account Management at 800-257-5742.

For other end of life recovery options, please see our Product Disassembly Instructions and End of Life Recovery Options documents available on our website in the resources section of each product in our line.

FREIGHT PROGRAM

Freight charges will be calculated as a percentage of the net product price and added to the invoice at the time of shipment. The continental United States has been divided into three zones. Please use the map below to determine freight charges for the product's destination. Minimum freight charge is \$250. Please let us know if you will be shipping to a residential address or require inside delivery as this requires an additional fee. Also please note we need to be made aware if a liftgate is required prior to delivery. If any requests are made at the time of delivery, applicable charges will apply.



Zone 1 - 4%
Zone 2 - 5%
Zone 3 - 6%

ZONE 1 - 4%

Connecticut
Delaware
New York
New Jersey
Maryland
Massachusetts
North Carolina
Ohio
Pennsylvania
Rhode Island
Virginia
Washington D.C.
West Virginia

ZONE 2 - 5%

Alabama
Arkansas
Canada, Ontario
Canada, Quebec
Florida
Georgia
Iowa
Illinois
Indiana
Kansas
Kentucky
Louisiana
Nebraska
New Hampshire
Oklahoma
Maine
Michigan
Minnesota
Missouri
Mississippi
South Carolina
Tennessee
Texas
Vermont
Wisconsin

ZONE 3 - 6%

Arizona
California
Colorado
Idaho
Montana
Nevada
New Mexico
North Dakota
Oregon
South Dakota
Utah
Washington
Wyoming

Quote Per Project
Alaska
Hawaii
Canada
(outside Ontario & Quebec)
Mexico

General Information

STYLEX PRICE LIST

TEXTILE PARTNERS & APPROVALS

Textile Partners

To customize your furniture performance needs and design vision, Stylex offers a wide selection of in-graded leathers and textiles from Grades A through Y. We've partnered with leading manufacturers on the options, focusing on color, price, durability, and construction. To view our partners and explore our digital carded program with broadly approved textiles, visit [this page](#). We stand by these textiles: They're tried and tested, and will effortlessly fit into any design aesthetic.

Textile Approvals

All textiles must be approved for the product you are specifying. For the related approved textile lists, visit [this page](#).

CAL 117 AND 133 COMPLIANCE

CAL 117-2013

CAL 117-2013 compliance is a requirement for all textiles applied on our seating products. All Stylex seating products meet this standard.

CAL 133

Most Stylex seating can be ordered to meet the requirements of CAL 133. When ordering, simply specify "CAL 133 compliance required". The upcharge for this option is \$54 list per yard. Please refer to the COM yardage of each model to determine the number of yards required. We do frequently require full-scale burn tests in order to certify CAL 133 before an order will be accepted. Such burn tests may increase normal lead times and do carry additional charges. Please contact your Stylex account manager for details.

CUSTOMER'S OWN MATERIAL/LEATHER

Customer's own material (COM) and customer's own leather (COL) will generally be upholstered at the price designated in each product's price list. Please be advised, however, that we specifically reserve the right to charge a higher price when we determine that special circumstances, such as unusual repeats or challenging materials, present themselves. All orders for custom coverings must be approved by Stylex before they will be accepted for production. To submit proposed textile for approval, please use the COM form [here](#).

Special Note:

We assume no responsibility for the durability or tailoring quality of any COM or COL. Directional covers in particular may not meet your satisfaction due to the design of certain products. Please be advised that COM and COL orders are not subject to return. If you have doubts about the ultimate appearance of certain coverings, please order a sample done with that specific COM or COL. In addition, while we inspect fabrics for mill imperfections, some are difficult to recognize. We cannot be responsible for defects, color inaccuracies, dye lot variations, or other flaws.

Under no circumstances will we be responsible for COM shortages, flaws, or other such problems. Finally, it is not our responsibility to police the receipt of COM's in order to meet delivery deadlines, and we assume our customers are aware of any undue delay in the shipment of their COM fabrics.

COM fabric and COL leather should be sent prepaid to: Stylex

Attn: COM/COL - [Your Stylex PO #]
740 Coopertown Road
Delanco, NJ 08075

All COM/COL sent to Stylex must be accompanied with a packing list which indicates the dealers' name, Stylex corresponding PO number, sales order number, COM/COL supplier name, textile pattern, colorway and shipped quantity. Stylex requires COM to be sent in as continuous yardage in the same dielot.

Yardage requirements shown in the price list are based on non-directional goods of 54" width. Fabrics less than 54" wide or those requiring matching (stripes, prints, or large patterned designs) call for additional yardage. We will be happy to supply yardage requirements for large quantities where economies may be realized.

Add the following yardage for stripes, plaids, or patterns with repeats:

Fabric Width	Plain Fabric	2-14" Repeat	15-24" Repeat	25-27" Repeat	28-36" Repeat
54"	0%	10%	15%	20%	25%
50"	10%	20%	25%	30%	35%
48"	15%	25%	30%	35%	40%
45"	40%	50%	55%	60%	65%
36"	50%	60%	65%	70%	75%

COM/COL FORM

To avoid delay in processing COM orders we request that you submit a sample of your COM textile stapled to this form which can be downloaded [here](#). If a textile has a stripe or design, the size of the repeat should be indicated. Please indicate the textile supplier's name, textile number, and color. Also indicate the Stylex product on which the textile will be used. If a certain direction of application is required, please ensure that information is communicated directly to your Stylex account manager.

The fabric supplier must indicate on his shipping labels the dealer name and purchase order number as well as the Stylex model number.

Please Note:

No order may be entered into production or have a shipping date assigned until all related COM is received at the factory.



CENTER OF STRIPE OR DESIGN

TOP OF CHAIR	TOP OF CHAIR
--------------	--------------

1. Size of Repeat

2. Textile Supplier

3. Textile Number

4. Color

5. Stylex Product

Contents


<hr/>		<hr/>	
COLORS, MATERIALS, AND FINISHES	5	MEDIUM BACK: MESH BACK	9
STATEMENT OF LINE	6	MEDIUM BACK: STANDARD UPHOLSTERY BACK	15
DIMENSIONS	7	MEDIUM BACK: EURO UPHOLSTERY BACK	18
HOW TO ORDER	8	HIGH BACK	21
<hr/>		<hr/>	

CLICK THE TITLES ABOVE TO NAVIGATE THROUGH THE DOCUMENT
PRODUCT HEADERS ON SUBSEQUENT PAGES LINK BACK TO THIS PAGE


Sava

COLORS, MATERIALS, AND FINISHES


MESH COLORS




SILVER WHITE
(M3)



BLACK
(M1)




BRONZE
(M2)




WARM GRAY
(M4)


POLISHED AND POWDER COATED METAL



POLISHED
ALUMINUM
(AL)



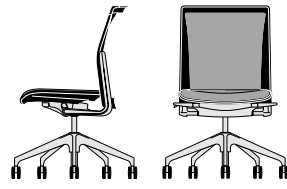
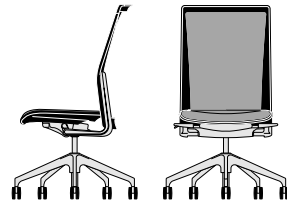
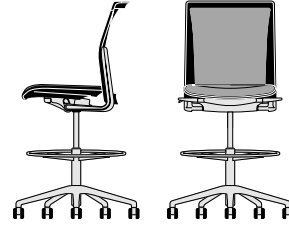
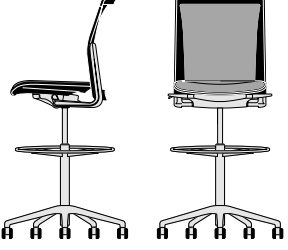
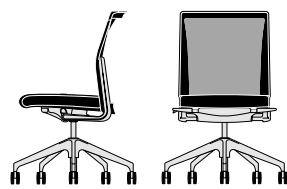
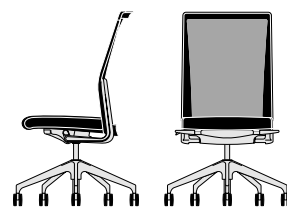
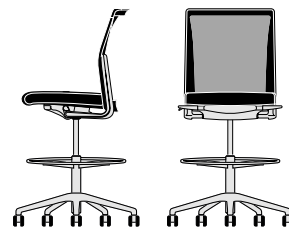
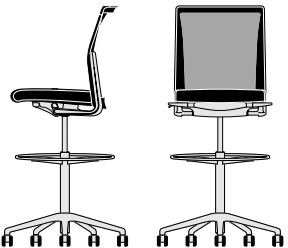

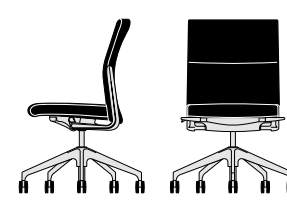
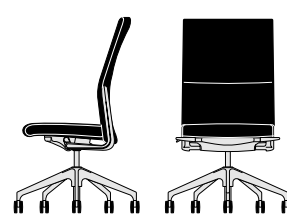
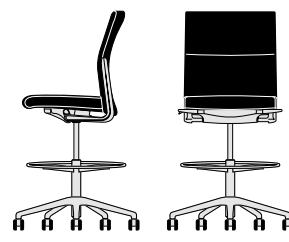
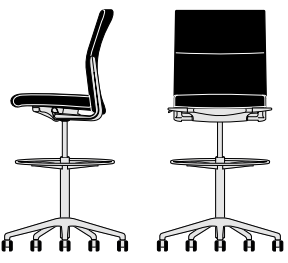

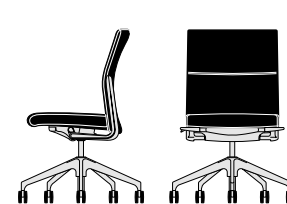
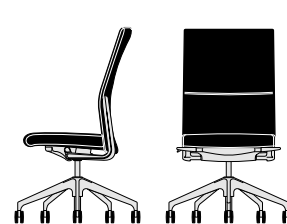
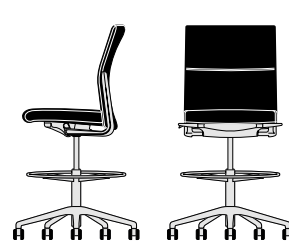
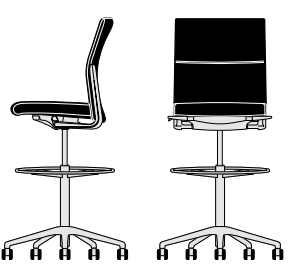

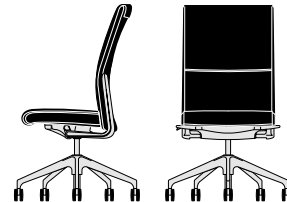
CHROME
(CH)



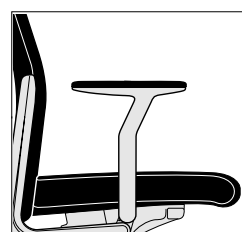
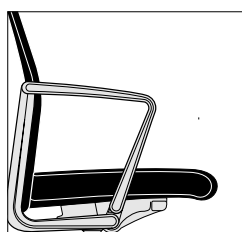


BLACK MATTE
(BM)

Sava

SPECIFICATION GUIDE: STATEMENT OF LINE

OVERVIEW	MEDIUM BACK CHAIR	HIGH BACK CHAIR	COUNTER STOOL	BAR STOOL
Mesh Back, Mesh Seat				
Mesh Back, Upholstered Seat				
Standard Upholstery Back, Upholstered Seat 				
Euro Upholstery Back, Euro Upholstery Seat 				
Thin Pad Back, Thin Pad Seat 				

OPTION OVERVIEW	Armless	Height Adjustable Arm	Fixed Height T-Arm	Fixed-Height D-Arm
Arm Choices				

Options	Upholstered Arm Caps Black Plastic Arm Caps for D-Arm	Contrasting Thread for Upholstered Seats/Backs	Lumbar Support for Mesh Backs	Casters and Glide Options
----------------	--	--	-------------------------------	---------------------------

GENERAL INFORMATION

Design

Sava Cvek

Controls

On upholstered seats, multi-task control offers four adjustments – seat height, seat depth, tilt tension, and tilt lock. Conference models have two adjustments: seat height and tilt lock. Single Paddle mechanisms offer the same superior comfort as the multi-task control, but, other than seat height, they are not user-adjustable. All Sava chairs offer seat height adjustment lock-out. This function is user-friendly and may be easily adjusted in the field.

Back Supports

Back supports, attached to the control by metal fasteners, are aluminum.

Arms

Adjustable arms are primarily cast aluminum. Caps are self-skinned black polyurethane foam that may be optionally upholstered. Fixed T-arms are cast aluminum. Caps are self-skinned black polyurethane foam that may be optionally upholstered. Fixed D-arms are cast aluminum and may be specified with plastic caps. D-arms may be upholstered in leather, vinyl, or polyurethane.

Bases

Bases are cast aluminum.

Use

Designed for indoor use only.

Performance Standards

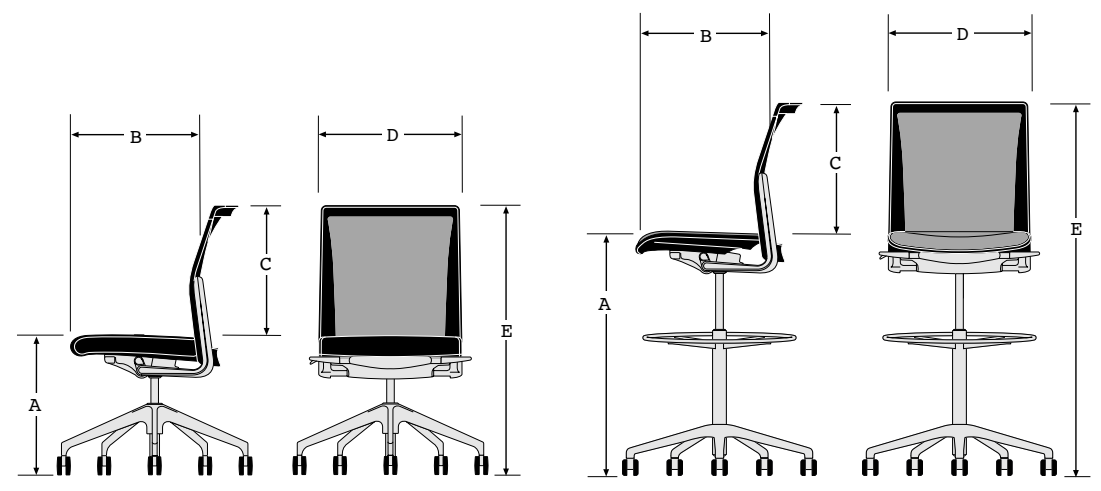
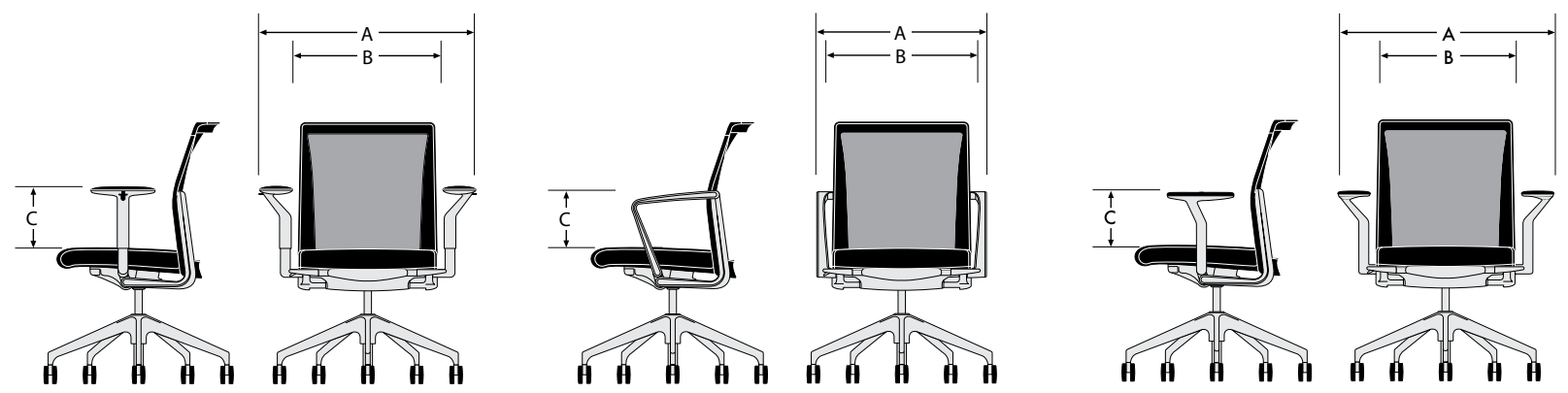
Manufactured to comply with:
ANSI/BIFMA X5.1 General-Purpose Office Chairs - Tests

Certifications

GREENGUARD Gold
LEVEL® 2

Sava

SPECIFICATION GUIDE: DIMENSIONS

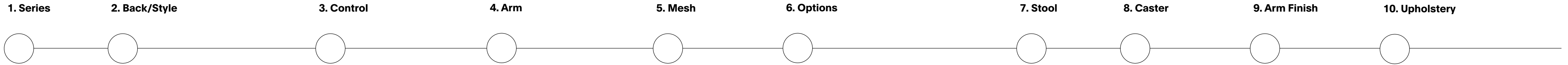
OVERVIEW	CHAIR		STOOL	
<p>Dimensions</p> <ul style="list-style-type: none"> A. Seat Height* B. Seat Depth C. Back Height D. Seat Width & Overall Width (Armless) E. Maximum Overall Height* <p>* Measurements given are for most controls, upholstered seats, and mesh backs. Specific models may vary slightly.</p> 	<p>Medium Back</p> <ul style="list-style-type: none"> A. 16-21 B. 16.5-18.5 C. 17.5 D. 19 E. 33-38 	<p>High Back</p> <ul style="list-style-type: none"> A. 16-21 B. 16.5-18.5 C. 22.5 D. 19 E. 37.5-42.5 	<p>Counter Stool</p> <ul style="list-style-type: none"> A. 21-28 B. 16.5-18.5 C. 17.5 D. 19 E. 38.5-45.5 	<p>Bar Stool</p> <ul style="list-style-type: none"> A. 23.25-33.25 B. 16.5-18.5 C. 17.5 D. 19 E. 40.75-50.75
<p>Arm Choice</p> <ul style="list-style-type: none"> A. Overall Width B. Distance Between Arms C. Arm Height 	<p>Height Adjustable Arm</p> <ul style="list-style-type: none"> A. 27.5 B. 20.5 C. 6-9 <p>Arms rotate inward 45°</p>	<p>Fixed Height D-Arm</p> <ul style="list-style-type: none"> A. 23.5 B. 21 C. 7.75 	<p>Fixed Height T-Arm</p> <ul style="list-style-type: none"> A. 27.5 B. 20.5 C. 7.5 	

Sava

SPECIFICATION GUIDE: HOW TO ORDER

MODEL CODE BREAKDOWN

Sample Model Code: **SV16105M305UCLUBSALCOM**




SV **16** **1** **05** **M3** **05UC LU** **~** **BS** **AL** **COM**




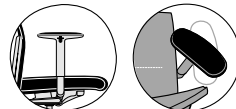
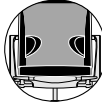
1. Series	2. Back/Style	3. Control	4. Arm	5. Mesh	6. Options	7. Stool	8. Caster	9. Arm Finish	10. Upholstery
Series SV SAVA	Medium Back 16 MESH BACK MESH SEAT 26 MESH BACK UPHOLSTERED SEAT 46 STANDARD UPHOLSTERED BACK UPHOLSTERED SEAT 56 EURO UPHOLSTERY BACK EURO UPHOLSTERY SEAT High Back 18 MESH BACK MESH SEAT 28 MESH BACK UPHOLSTERED SEAT 48 STANDARD UPHOLSTERED BACK UPHOLSTERED SEAT 58 EURO UPHOLSTERY BACK EURO UPHOLSTERY SEAT 78 THIN PAD BACK THIN PAD SEAT	Control 1 SINGLE PADDLE 2 CONFERENCE 4 MULTI-TASK (UPHOLSTERED SEAT)	Arm 00 ARMLESS 01 HEIGHT ADJUSTABLE ARM 05 FIXED HEIGHT T-ARM 07 FIXED HEIGHT D-ARM	Mesh M1 BLACK M2 BRONZE M3 SILVER WHITE M4 WARM GREY	Options 01UC UPHOLSTERED ARM CAPS FOR HEIGHT ADJUSTABLE ARMS 05UC UPHOLSTERED ARM CAPS FOR FIXED HEIGHT T-ARMS 07UC UPHOLSTERED ARM CAPS FOR FIXED HEIGHT D-ARMS AC BLACK PLASTIC ARM CAPS FOR FIXED HEIGHT D-ARMS LU ADJUSTABLE LUMBAR SUPPORT CT CONTRASTING THREAD Adjustable lumbar support for mesh back chairs only. Upholstered arm caps must be leather, vinyl, or polyurethane. Height adjustment lock-out comes standard on all Sava chairs.	Stool M COUNTER H BAR	Caster BC BLACK HARD WHEEL BS BLACK SOFT WHEEL CC CHROME TRIM CS CHROME TRIM SOFT WHEEL GA GLIDES W/ ABS PADS GF GLIDES W/ FELT PADS	Arm Finish AL POLISHED ALUMINUM BM BLACK MATTE CH CHROME Black Matte finish is only available on the Single Paddle control. Black Matte finish on arms is only available on Fixed Height T-Arm (05) or D-Arm (07). Chrome finish is only available on Fixed Height D-Arms (07)	Textile Grades COM CUSTOMER'S OWN MATERIAL A GRADE A B GRADE B C GRADE C D GRADE D E GRADE E F GRADE F G GRADE G H GRADE H I GRADE I J GRADE J K GRADE K L GRADE L M GRADE M Leather Grades COL CUSTOMER'S OWN LEATHER W GRADE W X GRADE X Y GRADE Y E1 GRADE E1 E2 GRADE E2

Sava

MEDIUM BACK: MESH BACK, MESH SEAT, CONFERENCE MECHANISM


TITLE	STYLE	CTRL	ARM	HEIGHT	DIMENSIONS	YDG	SQFT	Textile Upholstery Grades										Leather Upholstery Grades								
								COM	COL	COM	COL	A	B	C	D	E	F	G	H	I	J	K	L	M	W	X
 <p>Medium Back, Mesh Back, Mesh Seat, Conference Mechanism</p>	Armless	SV16	2	00		19W x 26.5D x 33-38H	0	0	1921																	
		SV16	2	00	M	19W x 26.5D x 38.5-45.5H	0	0	2080																	
		SV16	2	00	H	19W x 26.5D x 40.75-50.75H	0	0	2080																	
	Adjustable Arm	SV16	2	01		27.5W x 26.5D x 33-38H	0	0	2386																	
		SV16	2	01	M	27.5W x 26.5D x 38.5-45.5H	0	0	2546																	
		SV16	2	01	H	27.5W x 26.5D x 40.75-50.75H	0	0	2546																	
	Fixed T-Arm	SV16	2	05		27.5W x 26.5D x 33-38H	0	0	2163																	
		SV16	2	05	M	27.5W x 26.5D x 38.5-45.5H	0	0	2322																	
		SV16	2	05	H	27.5W x 26.5D x 40.75-50.75H	0	0	2322																	
	Fixed D-Arm	SV16	2	07	0	23.5W x 26.5D x 33-38H	0	0	2090																	
		SV16	2	07	M	23.5W x 26.5D x 38.5-45.5H	0	0	2250																	
		SV16	2	07	H	23.5W x 26.5D x 40.75-50.75H	0	0	2250																	

To Order Select Below

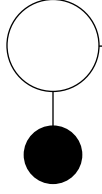
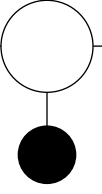
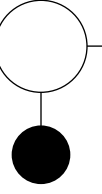



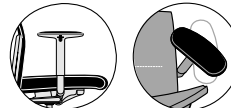
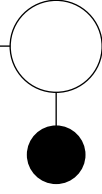
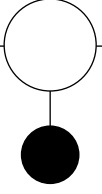
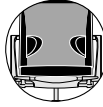
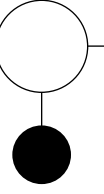
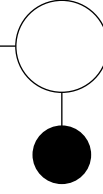
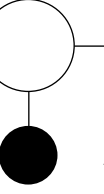
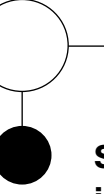
<p>1. Series/Back/Style</p> <p>SV16</p> <p>Sava Chair Medium Back, Mesh Back, Mesh Seat</p>	<p>2. Control</p> <p>2 CONFERENCE MECHANISM</p> <p>Adjustments Preset Recline Tension Pneumatic Seat Height Tilt Lock</p>	<p>3. Arm</p> <p>00 ARMLESS 01 HEIGHT ADJUSTABLE ARMS 05 FIXED HEIGHT T-ARM 07 FIXED HEIGHT D-ARM</p> <p> Armless  T-Arm  D-Arm</p> <p> Height Adjustable Arms</p> <p>Height adjustable arms come standard with 45° inward rotation and urethane caps.</p>	<p>4. Mesh</p> <p>M1 BLACK M2 BRONZE M3 SILVER WHITE M4 WARM GRAY</p>	<p>5. Options</p> <p>01UC UPHOLSTERED ARM CAP FOR HEIGHT ADJUSTABLE ARM +75</p> <p>05UC UPHOLSTERED ARM CAP FOR T-ARM +75</p> <p>07UC UPHOLSTERED ARM CAP FOR D-ARM +180</p> <p>AC BLACK PLASTIC ARM CAP FOR D-ARM +33</p> <p>LU ADJUSTABLE LUMBAR PADS +60</p> <p> Adjustable lumbar pads for Mesh Backs</p> <p>Upholstered arm caps must be leather, vinyl, or polyurethane. Height adjustment lock-out comes standard on all Sava chairs.</p>	<p>6. Stool</p> <p>M COUNTER STOOL H BAR STOOL</p> <p>Stool Heights available with Medium Back only.</p>	<p>7. Caster</p> <p>BC BLACK HARD WHEEL BS BLACK SOFT WHEEL +44 CC CHROME TRIM +102 CS CHROME TRIM SOFT WHEEL +128 GA GLIDES W/ABS PADS +102 GF GLIDES W/FELT PADS +102</p>	<p>8. Arm Finish</p> <p>AL POLISHED ALUMINUM CH CHROME +492</p> <p>Chrome finish is only available on Fixed Height D-Arms (07)</p>	<p>9. Upholstery</p> <p>See general information section for details on textile program and COM/ COL information.</p>
---	---	---	--	---	---	---	--	---

Sava

MEDIUM BACK: MESH BACK, MESH SEAT, SINGLE PADDLE MECHANISM


TITLE	STYLE	CTRL	ARM	HEIGHT	DIMENSIONS	YDG	SQFT	Textile Upholstery Grades										Leather Upholstery Grades							
								COM	COL	COM	COL	A	B	C	D	E	F	G	H	I	J	K	L	M	W
 Medium Back, Mesh Back, Mesh Seat, Single Paddle Mechanism	Armless	SV16	1	00		19W x 26.5D x 33-38H	0	0	1633																
		SV16	1	00	M	19W x 26.5D x 38.5-45.5H	0	0	1792																
		SV16	1	00	H	19W x 26.5D x 40.75-50.75H	0	0	1792																
	Adjustable Arm	SV16	1	01		27.5W x 26.5D x 33-38H	0	0	2097																
		SV16	1	01	M	27.5W x 26.5D x 38.5-45.5H	0	0	2256																
		SV16	1	01	H	27.5W x 26.5D x 40.75-50.75H	0	0	2256																
	Fixed T-Arm	SV16	1	05		27.5W x 26.5D x 33-38H	0	0	1873																
		SV16	1	05	M	27.5W x 26.5D x 38.5-45.5H	0	0	2032																
		SV16	1	05	H	27.5W x 26.5D x 40.75-50.75H	0	0	2032																
	Fixed D-Arm	SV16	1	07		23.5W x 26.5D x 33-38H	0	0	1799																
		SV16	1	07	M	23.5W x 26.5D x 38.5-45.5H	0	0	1959																
		SV16	1	07	H	23.5W x 26.5D x 40.75-50.75H	0	0	1959																

To Order Select Below

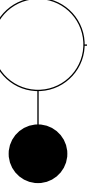
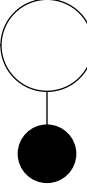
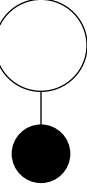





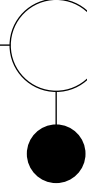
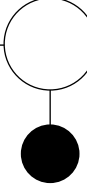

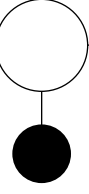

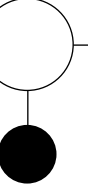

<p>1. Series/Back/Style</p>  <p>SV16</p> <p>Sava Chair Medium Back, Mesh Back, Mesh Seat</p>	<p>2. Control</p>  <p>Control</p> <p>1 SINGLE PADDLE MECHANISM</p> <p>Adjustments Preset Recline Tension Pneumatic Seat Height</p>	<p>3. Arm</p>  <p>Arm</p> <p>00 ARMLESS 01 HEIGHT ADJUSTABLE ARMS 05 FIXED HEIGHT T-ARM 07 FIXED HEIGHT D-ARM</p> <p> Armless  T-Arm  D-Arm</p> <p> Height Adjustable Arms</p> <p>Height adjustable arms come standard with 45° inward rotation and urethane caps.</p>	<p>4. Mesh</p>  <p>Mesh</p> <p>M1 BLACK M2 BRONZE M3 SILVER WHITE M4 WARM GRAY</p>	<p>5. Options</p>  <p>Options</p> <p>01UC UPHOLSTERED ARM CAP FOR HEIGHT ADJUSTABLE ARM +75</p> <p>05UC UPHOLSTERED ARM CAP FOR T-ARM +75</p> <p>07UC UPHOLSTERED ARM CAP FOR D-ARM +180</p> <p>AC BLACK PLASTIC ARM CAP FOR D-ARM +33</p> <p>LU ADJUSTABLE LUMBAR PADS +60</p> <p> Adjustable lumbar pads for Mesh Backs</p> <p>Upholstered arm caps must be leather, vinyl, or polyurethane. Height adjustment lock-out comes standard on all Sava chairs.</p>	<p>6. Stool</p>  <p>Stool</p> <p>M COUNTER STOOL</p> <p>H BAR STOOL</p> <p>Stool Heights available with Medium Back only.</p>	<p>7. Caster</p>  <p>Caster</p> <p>BC BLACK HARD WHEEL BS BLACK SOFT WHEEL +44 CC CHROME TRIM +102 CS CHROME TRIM SOFT WHEEL +128 GA GLIDES W/ABS PADS +102 GF GLIDES W/FELT PADS +102</p>	<p>8. Arm Finish</p>  <p>Arm Finish</p> <p>AL POLISHED ALUMINUM CH CHROME +492 BM BLACK MATTE</p> <p>Chrome finish is only available on Fixed Height D-Arms (07).</p> <p>Black Matte finish is only available on the Single Paddle control. Black Matte finish on arms is only available on Fixed Height T-Arm (05) or D-Arm (07).</p>	<p>9. Upholstery</p>  <p>See general information section for details on textile program and COM/ COL information.</p>
--	--	---	---	---	--	--	--	--

Sava

MEDIUM BACK: MESH BACK, UPHOLSTERED SEAT, CONFERENCE MECHANISM


TITLE	STYLE	CTRL	ARM	HEIGHT	DIMENSIONS	YDG	SQFT	Textile Upholstery Grades										Leather Upholstery Grades								
								COM	COL	COM	COL	A	B	C	D	E	F	G	H	I	J	K	L	M	W	X
 Medium Back, Mesh Back, Upholstered Seat, Conference Mechanism	Armless	SV26	2	00		19W x 26.5D x 33-38H	0.8	10	1728	1768	1809	1846	1884	1927	1967	2016	2064	2120	2201	2268	2334	2006	2046	2271	2362	2515
		SV26	2	00	M	19W x 26.5D x 38.5-45.5H	0.8	10	1888	1927	1968	2005	2045	2087	2126	2176	2224	2279	2361	2428	2494	2165	2205	2430	2521	2674
		SV26	2	00	H	19W x 26.5D x 40.75-50.75H	0.8	10	1888	1927	1968	2005	2045	2087	2126	2176	2224	2279	2361	2428	2494	2165	2205	2430	2521	2674
	Adjustable Arm	SV26	2	01		27.5W x 26.5D x 33-38H	0.8	10	2195	2232	2271	2312	2349	2390	2429	2480	2527	2584	2664	2732	2797	2470	2511	2765	2855	3006
		SV26	2	01	M	27.5W x 26.5D x 38.5-45.5H	0.8	10	2355	2392	2430	2471	2508	2550	2590	2640	2686	2745	2825	2891	2957	2629	2670	2924	3014	3165
		SV26	2	01	H	27.5W x 26.5D x 40.75-50.75H	0.8	10	2355	2392	2430	2471	2508	2550	2590	2640	2686	2745	2825	2891	2957	2629	2670	2924	3014	3165
	Fixed T-Arm	SV26	2	05		27.5W x 26.5D x 33-38H	0.8	10	1971	2010	2049	2087	2126	2167	2208	2257	2306	2361	2442	2510	2575	2247	2286	2527	2620	2768
		SV26	2	05	M	27.5W x 26.5D x 38.5-45.5H	0.8	10	2131	2169	2208	2246	2286	2328	2367	2417	2465	2520	2601	2669	2734	2407	2445	2686	2779	2928
		SV26	2	05	H	27.5W x 26.5D x 40.75-50.75H	0.8	10	2131	2169	2208	2246	2286	2328	2367	2417	2465	2520	2601	2669	2734	2407	2445	2686	2779	2928
	Fixed D-Arm	SV26	2	07		23.5W x 26.5D x 33-38H	0.8	10	1898	1936	1977	2016	2054	2097	2136	2184	2234	2290	2371	2439	2504	2178	2215	2452	2541	2694
		SV26	2	07	M	23.5W x 26.5D x 38.5-45.5H	0.8	10	2057	2096	2136	2176	2213	2256	2295	2343	2394	2449	2530	2599	2664	2337	2375	2612	2701	2854
		SV26	2	07	H	23.5W x 26.5D x 40.75-50.75H	0.8	10	2057	2096	2136	2176	2213	2256	2295	2343	2394	2449	2530	2599	2664	2337	2375	2612	2701	2854

To Order Select Below

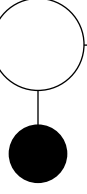
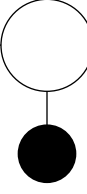
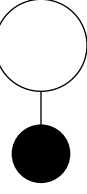



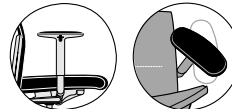
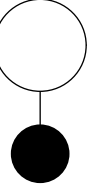
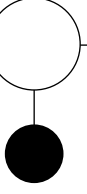

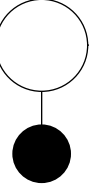
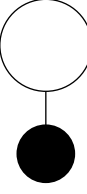
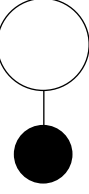
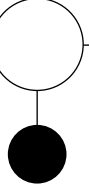
<p>1. Series/Back/Style</p>  <p>SV26</p> <p>Sava Chair Medium Back, Mesh Back, Upholstered Seat</p>	<p>2. Control</p>  <p>2 CONFERENCE MECHANISM</p> <p>Adjustments Preset Recline Tension Pneumatic Seat Height Tilt Lock</p>	<p>3. Arm</p>  <p>00 ARMLESS 01 HEIGHT ADJUSTABLE ARMS 05 FIXED HEIGHT T-ARM 07 FIXED HEIGHT D-ARM</p> <div style="display: flex; justify-content: space-around; align-items: center;">  Armless  T-Arm  D-Arm </div> <div style="display: flex; justify-content: space-around; align-items: center; margin-top: 10px;">   <p>Height Adjustable Arms</p> </div> <p>Height adjustable arms come standard with 45° inward rotation and urethane caps.</p>	<p>4. Mesh</p>  <p>M1 BLACK M2 BRONZE M3 SILVER WHITE M4 WARM GRAY</p>	<p>5. Options</p>  <p>01UC UPHOLSTERED ARM CAP FOR HEIGHT ADJUSTABLE ARM +75</p> <p>05UC UPHOLSTERED ARM CAP FOR T-ARM +75</p> <p>07UC UPHOLSTERED ARM CAP FOR D-ARM +180</p> <p>AC BLACK PLASTIC ARM CAP FOR D-ARM +33</p> <p>LU ADJUSTABLE LUMBAR PADS +60</p> <p>CT CONTRASTING THREAD</p> <div style="text-align: center; margin-top: 20px;">  <p>Adjustable lumbar pads for Mesh Backs</p> </div> <p>Upholstered arm caps must be leather, vinyl, or polyurethane. Height adjustment lock-out comes standard on all Sava chairs.</p>	<p>6. Stool</p>  <p>M COUNTER STOOL H BAR STOOL</p> <p>Stool Heights available with Medium Back only.</p>	<p>7. Caster</p>  <p>BC BLACK HARD WHEEL BS BLACK SOFT WHEEL +44 CC CHROME TRIM +102 CS CHROME TRIM SOFT WHEEL +128 GA GLIDES W/ABS PADS +102 GF GLIDES W/FELT PADS +102</p>	<p>8. Arm Finish</p>  <p>AL POLISHED ALUMINUM CH CHROME +492</p> <p>Chrome finish is only available on Fixed Height D-Arms (07)</p>	<p>9. Upholstery</p>  <p>See general information section for details on textile program and COM/ COL information.</p>
---	---	--	--	---	---	---	--	---

Sava

MEDIUM BACK: MESH BACK, UPHOLSTERED SEAT, MULTI-TASK MECHANISM


TITLE	STYLE	CTRL	ARM	HEIGHT	DIMENSIONS	YDG	SQFT	Textile Upholstery Grades										Leather Upholstery Grades								
								COM	COL	A	B	C	D	E	F	G	H	I	J	K	L	M	W	X	Y	E1
 Medium Back, Mesh Back, Upholstered Seat, Multi-Task Mechanism	Armless	SV26	4	00		19W x 26.5D x 33-38H	0.8	10	1853	1892	1930	1970	2008	2050	2090	2138	2187	2244	2324	2392	2458	2130	2168	2403	2493	2644
		SV26	4	00	M	19W x 26.5D x 38.5-45.5H	0.8	10	2012	2051	2090	2130	2167	2209	2250	2297	2346	2403	2484	2551	2617	2289	2329	2563	2652	2803
		SV26	4	00	H	19W x 26.5D x 40.75-50.75H	0.8	10	2012	2051	2090	2130	2167	2209	2250	2297	2346	2403	2484	2551	2617	2289	2329	2563	2652	2803
	Adjustable Arm	SV26	4	01		27.5W x 26.5D x 33-38H	0.8	10	2318	2357	2395	2434	2472	2516	2554	2603	2654	2708	2789	2857	2922	2595	2634	2895	2987	3138
		SV26	4	01	M	27.5W x 26.5D x 38.5-45.5H	0.8	10	2477	2516	2554	2594	2632	2676	2713	2763	2813	2867	2949	3017	3083	2754	2793	3054	3146	3297
		SV26	4	01	H	27.5W x 26.5D x 40.75-50.75H	0.8	10	2477	2516	2554	2594	2632	2676	2713	2763	2813	2867	2949	3017	3083	2754	2793	3054	3146	3297
	Fixed T-Arm	SV26	4	05		27.5W x 26.5D x 33-38H	0.8	10	2094	2133	2170	2212	2250	2291	2331	2382	2428	2487	2567	2635	2701	2372	2411	2660	2748	2902
		SV26	4	05	M	27.5W x 26.5D x 38.5-45.5H	0.8	10	2253	2292	2331	2372	2409	2450	2490	2541	2589	2646	2727	2794	2860	2531	2571	2819	2907	3061
		SV26	4	05	H	27.5W x 26.5D x 40.75-50.75H	0.8	10	2253	2292	2331	2372	2409	2450	2490	2541	2589	2646	2727	2794	2860	2531	2571	2819	2907	3061
	Fixed D-Arm	SV26	4	07		23.5W x 26.5D x 33-38H	0.8	10	2024	2062	2100	2138	2179	2220	2259	2312	2359	2415	2496	2564	2630	2299	2339	2583	2672	2826
		SV26	4	07	M	23.5W x 26.5D x 38.5-45.5H	0.8	10	2183	2222	2259	2297	2338	2380	2419	2471	2518	2574	2655	2723	2789	2460	2498	2744	2832	2986
		SV26	4	07	H	23.5W x 26.5D x 40.75-50.75H	0.8	10	2183	2222	2259	2297	2338	2380	2419	2471	2518	2574	2655	2723	2789	2460	2498	2744	2832	2986

To Order Select Below




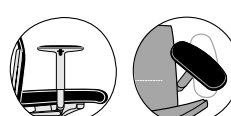
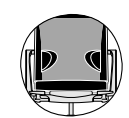
<p>1. Series/Back/Style</p>  <p>SV26</p> <p>Sava Chair Medium Back, Mesh Back, Upholstered Seat</p>	<p>2. Control</p>  <p>Control</p> <p>4 MULTI-TASK MECHANISM</p> <p>Adjustments 4-Position Tilt Tension Pneumatic Seat Height Tilt Lock Seat Depth</p>	<p>3. Arm</p>  <p>Arm</p> <p>00 ARMLESS 01 HEIGHT ADJUSTABLE ARMS 05 FIXED HEIGHT T-ARM 07 FIXED HEIGHT D-ARM</p> <p> Armless  T-Arm  D-Arm</p> <p> Height Adjustable Arms</p> <p>Height adjustable arms come standard with 45° inward rotation and urethane caps.</p>	<p>4. Mesh</p>  <p>Mesh</p> <p>M1 BLACK M2 BRONZE M3 SILVER WHITE M4 WARM GRAY</p>	<p>5. Options</p>  <p>Options</p> <p>01UC UPHOLSTERED ARM CAP FOR HEIGHT ADJUSTABLE ARM +75</p> <p>05UC UPHOLSTERED ARM CAP FOR T-ARM +75</p> <p>07UC UPHOLSTERED ARM CAP FOR D-ARM +180</p> <p>AC BLACK PLASTIC ARM CAP FOR D-ARM +33</p> <p>LU ADJUSTABLE LUMBAR PADS +60</p> <p>CT CONTRASTING THREAD</p> <p> Adjustable lumbar pads for Mesh Backs</p> <p>Upholstered arm caps must be leather, vinyl, or polyurethane. Height adjustment lock-out comes standard on all Sava chairs.</p>	<p>6. Stool</p>  <p>Stool</p> <p>M COUNTER STOOL</p> <p>H BAR STOOL</p> <p>Stool Heights available with Medium Back only.</p>	<p>7. Caster</p>  <p>Caster</p> <p>BC BLACK HARD WHEEL BS BLACK SOFT WHEEL +44 CC CHROME TRIM +102 CS CHROME TRIM SOFT WHEEL +128 GA GLIDES W/ABS PADS +102 GF GLIDES W/FELT PADS +102</p>	<p>8. Arm Finish</p>  <p>Arm Finish</p> <p>AL POLISHED ALUMINUM CH CHROME +492</p> <p>Chrome finish is only available on Fixed Height D-Arms (07)</p>	<p>9. Upholstery</p>  <p>See general information section for details on textile program and COM/ COL information.</p>
---	---	---	---	--	--	--	---	--

Sava

MEDIUM BACK: MESH BACK, UPHOLSTERED SEAT, SINGLE PADDLE MECHANISM


TITLE	STYLE	CTRL	ARM	HEIGHT	DIMENSIONS	YDG	SQFT	Textile Upholstery Grades										Leather Upholstery Grades								
								COM	COL	COM	COL	A	B	C	D	E	F	G	H	I	J	K	L	M	W	X
	Armless	SV26	1	00		19W x 26.5D x 33-38H	0.8	10	1441	1480	1518	1556	1594	1638	1679	1726	1775	1830	1912	1979	2045	1717	1754	1966	2058	2207
		SV26	1	00	M	19W x 26.5D x 38.5-45.5H	0.8	10	1601	1639	1678	1716	1753	1797	1838	1886	1935	1990	2071	2138	2204	1876	1915	2125	2218	2366
		SV26	1	00	H	19W x 26.5D x 40.75-50.75H	0.8	10	1601	1639	1678	1716	1753	1797	1838	1886	1935	1990	2071	2138	2204	1876	1915	2125	2218	2366
	Adjustable Arm	SV26	1	01		27.5W x 26.5D x 33-38H	0.8	10	1904	1944	1984	2023	2060	2102	2140	2190	2239	2295	2375	2443	2508	2182	2221	2460	2550	2699
		SV26	1	01	M	27.5W x 26.5D x 38.5-45.5H	0.8	10	2064	2103	2143	2182	2220	2262	2299	2350	2398	2454	2534	2602	2668	2341	2381	2619	2709	2858
		SV26	1	01	H	27.5W x 26.5D x 40.75-50.75H	0.8	10	2064	2103	2143	2182	2220	2262	2299	2350	2398	2454	2534	2602	2668	2341	2381	2619	2709	2858
	Fixed T-Arm	SV26	1	05		27.5W x 26.5D x 33-38H	0.8	10	1683	1722	1760	1797	1837	1880	1920	1969	2016	2073	2153	2220	2286	1959	1996	2221	2313	2463
		SV26	1	05	M	27.5W x 26.5D x 38.5-45.5H	0.8	10	1842	1881	1919	1957	1996	2039	2079	2128	2176	2232	2313	2381	2446	2118	2156	2381	2472	2622
		SV26	1	05	H	27.5W x 26.5D x 40.75-50.75H	0.8	10	1842	1881	1919	1957	1996	2039	2079	2128	2176	2232	2313	2381	2446	2118	2156	2381	2472	2622
	Fixed D-Arm	SV26	1	07		23.5W x 26.5D x 33-38H	0.8	10	1610	1649	1687	1726	1765	1809	1847	1896	1945	2001	2082	2150	2215	1888	1927	2148	2236	2387
		SV26	1	07	M	23.5W x 26.5D x 38.5-45.5H	0.8	10	1769	1809	1847	1886	1924	1968	2006	2055	2104	2160	2241	2309	2374	2048	2087	2308	2396	2547
		SV26	1	07	H	23.5W x 26.5D x 40.75-50.75H	0.8	10	1769	1809	1847	1886	1924	1968	2006	2055	2104	2160	2241	2309	2374	2048	2087	2308	2396	2547

To Order Select Below

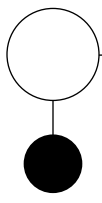
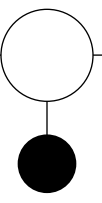
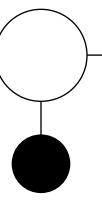





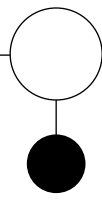
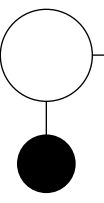
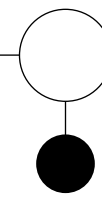
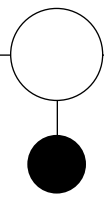
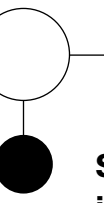
<p>1. Series/Back/Style</p> <p>SV26</p> <p>Sava Chair Medium Back, Mesh Back, Upholstered Seat</p>	<p>2. Control</p> <p>1 SINGLE PADDLE MECHANISM</p> <p>Adjustments Preset Recline Tension Pneumatic Seat Height</p>	<p>3. Arm</p> <p>00 ARMLESS 01 HEIGHT ADJUSTABLE ARMS 05 FIXED HEIGHT T-ARM 07 FIXED HEIGHT D-ARM</p> <p> Armless  T-Arm  D-Arm</p> <p> Height Adjustable Arms</p> <p>Height adjustable arms come standard with 45° inward rotation and urethane caps.</p>	<p>4. Mesh</p> <p>M1 BLACK M2 BRONZE M3 SILVER WHITE M4 WARM GRAY</p>	<p>5. Options</p> <p>01UC UPHOLSTERED ARM CAP FOR HEIGHT ADJUSTABLE ARM +75</p> <p>05UC UPHOLSTERED ARM CAP FOR T-ARM +75</p> <p>07UC UPHOLSTERED ARM CAP FOR D-ARM +180</p> <p>AC BLACK PLASTIC ARM CAP FOR D-ARM +33</p> <p>LU ADJUSTABLE LUMBAR PADS +60</p> <p>CT CONTRASTING THREAD</p> <p> Adjustable lumbar pads for Mesh Backs</p> <p>Upholstered arm caps must be leather, vinyl, or polyurethane. Height adjustment lock-out comes standard on all Sava chairs.</p>	<p>6. Stool</p> <p>M COUNTER STOOL H BAR STOOL</p> <p>Stool Heights available with Medium Back only.</p>	<p>7. Caster</p> <p>BC BLACK HARD WHEEL BS BLACK SOFT WHEEL +44 CC CHROME TRIM +102 CS CHROME TRIM SOFT WHEEL +128 GA GLIDES W/ABS PADS +102 GF GLIDES W/FELT PADS +102</p>	<p>8. Arm Finish</p> <p>AL POLISHED ALUMINUM CH CHROME +492 BM BLACK MATTE</p> <p>Chrome finish is only available on Fixed Height D-Arms (07)</p> <p>Black Matte finish is only available on the Single Paddle control. Black Matte finish on arms is only available on Fixed Height T-Arm (05) or D-Arm (07).</p>	<p>9. Upholstery</p> <p>See general information section for details on textile program and COM/ COL information.</p>
--	--	---	--	--	---	---	--	---

Sava

MEDIUM BACK: STANDARD UPHOLSTERY BACK, UPHOLSTERED SEAT, CONFERENCE MECHANISM


TITLE	STYLE	CTRL	ARM	HEIGHT	DIMENSIONS	YDG	SQFT	Textile Upholstery Grades										Leather Upholstery Grades							
								COM	COL	COM	COL	A	B	C	D	E	F	G	H	I	J	K	L	M	W
 <p>Medium Back, Standard Upholstery Back, Upholstered Seat, Conference Mechanism</p>	Armless	2	00		19W x 26.5D x 33-38H	1.5	24	1945	2021	2094	2166	2242	2320	2399	2493	2590	2689	2848	2976	3102	2670	2763	3191	3494	3776
				M	19W x 26.5D x 38.5-45.5H	1.5	24	2104	2180	2253	2326	2401	2480	2558	2652	2749	2849	3007	3136	3261	2830	2922	3350	3654	3935
				H	19W x 26.5D x 40.75-50.75H	1.5	24	2104	2180	2253	2326	2401	2480	2558	2652	2749	2849	3007	3136	3261	2830	2922	3350	3654	3935
	Adjustable Arm	2	01		27.5W x 26.5D x 33-38H	1.5	24	2417	2493	2568	2641	2715	2794	2875	2966	3061	3165	3322	3452	3577	3143	3238	3691	3996	4278
				M	27.5W x 26.5D x 38.5-45.5H	1.5	24	2576	2652	2727	2800	2876	2954	3034	3125	3220	3324	3481	3611	3736	3302	3398	3850	4155	4437
				H	27.5W x 26.5D x 40.75-50.75H	1.5	24	2576	2652	2727	2800	2876	2954	3034	3125	3220	3324	3481	3611	3736	3302	3398	3850	4155	4437
	Fixed T-Arm	2	05		27.5W x 26.5D x 33-38H	1.5	24	2190	2266	2339	2414	2489	2568	2644	2738	2833	2935	3092	3221	3347	2916	3009	3451	3754	4037
				M	27.5W x 26.5D x 38.5-45.5H	1.5	24	2350	2425	2498	2573	2648	2727	2803	2898	2992	3095	3252	3381	3506	3075	3168	3610	3914	4196
				H	27.5W x 26.5D x 40.75-50.75H	1.5	24	2350	2425	2498	2573	2648	2727	2803	2898	2992	3095	3252	3381	3506	3075	3168	3610	3914	4196
	Fixed D-Arm	2	07		23.5W x 26.5D x 33-38H	1.5	24	2118	2193	2267	2339	2416	2494	2571	2668	2760	2864	3020	3150	3275	2842	2935	3376	3675	3960
				M	23.5W x 26.5D x 38.5-45.5H	1.5	24	2278	2354	2426	2498	2575	2654	2730	2827	2920	3023	3180	3309	3435	3001	3095	3535	3836	4120
				H	23.5W x 26.5D x 40.75-50.75H	1.5	24	2278	2354	2426	2498	2575	2654	2730	2827	2920	3023	3180	3309	3435	3001	3095	3535	3836	4120

To Order Select Below

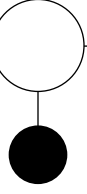
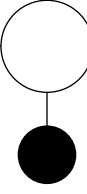
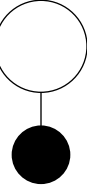



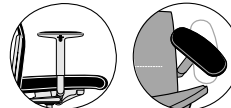
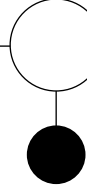
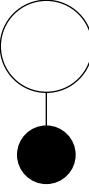
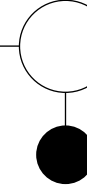
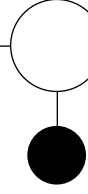
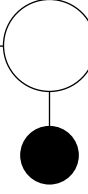
<p>1. Series/Back/Style</p>  <p>SV46</p> <p>Sava Chair Medium Back, Standard Upholstery Back, Upholstered Seat</p>	<p>2. Control</p>  <p>Control</p> <p>2 CONFERENCE MECHANISM</p> <p>Adjustments Preset Recline Tension Pneumatic Seat Height Tilt Lock</p>	<p>3. Arm</p>  <p>Arm</p> <p>00 ARMLESS</p> <p>01 HEIGHT ADJUSTABLE ARMS</p> <p>05 FIXED HEIGHT T-ARM</p> <p>07 FIXED HEIGHT D-ARM</p> <div style="display: flex; justify-content: space-around; margin-top: 10px;">  Armless  T-Arm  D-Arm </div> <div style="display: flex; justify-content: space-around; margin-top: 10px;">   Height Adjustable Arms </div> <p>Height adjustable arms come standard with 45° inward rotation and urethane caps.</p>	<p>4. Options</p>  <p>Options</p> <p>01UC UPHOLSTERED ARM CAP FOR HEIGHT ADJUSTABLE ARM</p> <p>05UC UPHOLSTERED ARM CAP FOR T-ARM +75</p> <p>07UC UPHOLSTERED ARM CAP FOR D-ARM +75</p> <p>AC BLACK PLASTIC ARM CAP FOR D-ARM +180</p> <p>CT CONTRASTING THREAD +33</p> <p>Upholstered arm caps must be leather, vinyl, or polyurethane. Height adjustment lock-out comes standard on all Sava chairs.</p>	<p>5. Stool</p>  <p>Stool</p> <p>M COUNTER STOOL</p> <p>H BAR STOOL</p> <p>Stool Heights available with Medium Back only.</p>	<p>7. Caster</p>  <p>Caster</p> <table border="0"> <tr><td>BC</td><td>BLACK HARD WHEEL</td><td></td></tr> <tr><td>BS</td><td>BLACK SOFT WHEEL</td><td>+44</td></tr> <tr><td>CC</td><td>CHROME TRIM</td><td>+102</td></tr> <tr><td>CS</td><td>CHROME TRIM SOFT WHEEL</td><td>+128</td></tr> <tr><td>GA</td><td>GLIDES W/ABS PADS</td><td>+102</td></tr> <tr><td>GF</td><td>GLIDES W/FELT PADS</td><td>+102</td></tr> </table>	BC	BLACK HARD WHEEL		BS	BLACK SOFT WHEEL	+44	CC	CHROME TRIM	+102	CS	CHROME TRIM SOFT WHEEL	+128	GA	GLIDES W/ABS PADS	+102	GF	GLIDES W/FELT PADS	+102	<p>8. Arm Finish</p>  <p>Arm Finish</p> <table border="0"> <tr><td>AL</td><td>POLISHED ALUMINUM</td><td></td></tr> <tr><td>CH</td><td>CHROME</td><td>+492</td></tr> </table> <p>Chrome finish is only available on Fixed Height D-Arms (07)</p>	AL	POLISHED ALUMINUM		CH	CHROME	+492	<p>8. Upholstery</p>  <p>See general information section for details on textile program and COM/ COL information.</p>
BC	BLACK HARD WHEEL																														
BS	BLACK SOFT WHEEL	+44																													
CC	CHROME TRIM	+102																													
CS	CHROME TRIM SOFT WHEEL	+128																													
GA	GLIDES W/ABS PADS	+102																													
GF	GLIDES W/FELT PADS	+102																													
AL	POLISHED ALUMINUM																														
CH	CHROME	+492																													

Sava

MEDIUM BACK: STANDARD UPHOLSTERY BACK, UPHOLSTERED SEAT, MULTI-TASK MECHANISM


TITLE	STYLE	CTRL	ARM	HEIGHT	DIMENSIONS	YDG	SQFT	Textile Upholstery Grades										Leather Upholstery Grades								
								COM	COL	COM	COL	A	B	C	D	E	F	G	H	I	J	K	L	M	W	X
 <p>Medium Back, Standard Upholstery Back, Upholstered Seat, Multi-Task Mechanism</p>	Armless	SV46	4	00		19W x 26.5D x 33-38H	1.5	24	2070	2146	2220	2293	2368	2448	2525	2620	2712	2815	2973	3102	3227	2797	2889	3326	3628	3911
		SV46	4	00	M	19W x 26.5D x 38.5-45.5H	1.5	24	2229	2306	2380	2452	2528	2607	2684	2779	2872	2974	3132	3261	3386	2956	3049	3486	3787	4071
		SV46	4	00	H	19W x 26.5D x 40.75-50.75H	1.5	24	2229	2306	2380	2452	2528	2607	2684	2779	2872	2974	3132	3261	3386	2956	3049	3486	3787	4071
	Adjustable Arm	SV46	4	01		27.5W x 26.5D x 33-38H	1.5	24	2542	2620	2694	2766	2841	2921	2997	3093	3187	3291	3448	3577	3702	3271	3361	3826	4127	4412
		SV46	4	01	M	27.5W x 26.5D x 38.5-45.5H	1.5	24	2702	2779	2854	2926	3000	3080	3157	3252	3346	3450	3607	3736	3862	3430	3520	3986	4286	4571
		SV46	4	01	H	27.5W x 26.5D x 40.75-50.75H	1.5	24	2702	2779	2854	2926	3000	3080	3157	3252	3346	3450	3607	3736	3862	3430	3520	3986	4286	4571
	Fixed T-Arm	SV46	4	05		27.5W x 26.5D x 33-38H	1.5	24	2316	2390	2465	2539	2616	2694	2771	2864	2960	3062	3220	3349	3475	3042	3137	3584	3888	4172
		SV46	4	05	M	27.5W x 26.5D x 38.5-45.5H	1.5	24	2475	2550	2624	2699	2775	2854	2930	3023	3119	3222	3379	3509	3634	3202	3296	3743	4047	4332
		SV46	4	05	H	27.5W x 26.5D x 40.75-50.75H	1.5	24	2475	2550	2624	2699	2775	2854	2930	3023	3119	3222	3379	3509	3634	3202	3296	3743	4047	4332
	Fixed D-Arm	SV46	4	07		23.5W x 26.5D x 33-38H	1.5	24	2244	2319	2394	2467	2541	2621	2698	2792	2887	2991	3147	3277	3402	2969	3064	3510	3810	4096
		SV46	4	07	M	23.5W x 26.5D x 38.5-45.5H	1.5	24	2403	2479	2553	2626	2701	2780	2857	2952	3047	3150	3306	3436	3561	3128	3224	3669	3970	4255
		SV46	4	07	H	23.5W x 26.5D x 40.75-50.75H	1.5	24	2403	2479	2553	2626	2701	2780	2857	2952	3047	3150	3306	3436	3561	3128	3224	3669	3970	4255

To Order Select Below




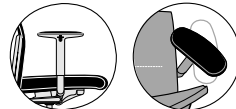
<p>1. Series/Back/Style</p>  <p>SV46</p> <p>Sava Chair Medium Back, Standard Upholstery Back, Upholstered Seat</p>	<p>2. Control</p>  <p>Control</p> <p>4 MULTI-TASK MECHANISM</p> <p>Adjustments 4-Position Tilt Tension Pneumatic Seat Height Tilt Lock Seat Depth</p>	<p>3. Arm</p>  <p>Arm</p> <p>00 ARMLESS 01 HEIGHT ADJUSTABLE ARMS 05 FIXED HEIGHT T-ARM 07 FIXED HEIGHT D-ARM</p> <p> Armless  T-Arm  D-Arm</p> <p> Height Adjustable Arms</p> <p>Height adjustable arms come standard with 45° inward rotation and urethane caps.</p>	<p>4. Options</p>  <p>Options</p> <p>01UC UPHOLSTERED ARM CAP FOR HEIGHT ADJUSTABLE ARM</p> <p>05UC UPHOLSTERED ARM CAP FOR T-ARM +75</p> <p>07UC UPHOLSTERED ARM CAP FOR D-ARM +75</p> <p>AC BLACK PLASTIC ARM CAP FOR D-ARM +180</p> <p>CT CONTRASTING THREAD +33</p> <p>Upholstered arm caps must be leather, vinyl, or polyurethane. Height adjustment lock-out comes standard on all Sava chairs.</p>	<p>5. Stool</p>  <p>Stool</p> <p>M COUNTER STOOL</p> <p>H BAR STOOL</p> <p>Stool Heights available with Medium Back only.</p>	<p>7. Caster</p>  <p>Caster</p> <p>BC BLACK HARD WHEEL BS BLACK SOFT WHEEL +44 CC CHROME TRIM +102 CS CHROME TRIM SOFT WHEEL +128 GA GLIDES W/ABS PADS +102 GF GLIDES W/FELT PADS +102</p>	<p>8. Arm Finish</p>  <p>Arm Finish</p> <p>AL POLISHED ALUMINUM CH CHROME +492</p> <p>Chrome finish is only available on Fixed Height D-Arms (07)</p>	<p>8. Upholstery</p>  <p>See general information section for details on textile program and COM/ COL information.</p>
--	---	---	---	--	--	---	--

Sava

MEDIUM BACK: STANDARD UPHOLSTERY BACK, UPHOLSTERED SEAT, SINGLE PADDLE MECHANISM


TITLE	STYLE	CTRL	ARM	HEIGHT	DIMENSIONS	YDG	SQFT	Textile Upholstery Grades				Leather Upholstery Grades													
								COM	COL	COM	COL	A	B	C	D	E	F	G	H	I	J	K	L	M	W
 <p>Medium Back, Standard Upholstery Back, Upholstered Seat, Single Paddle Mechanism</p>	Armless	1	00		19W x 26.5D x 33-38H	1.5	24	1649	1724	1798	1873	1948	2026	2103	2198	2293	2397	2553	2683	2808	2375	2468	2879	3182	3465
				M	19W x 26.5D x 38.5-45.5H	1.5	24	1809	1883	1958	2032	2108	2185	2263	2357	2452	2556	2712	2842	2967	2534	2627	3038	3342	3624
				H	19W x 26.5D x 40.75-50.75H	1.5	24	1809	1883	1958	2032	2108	2185	2263	2357	2452	2556	2712	2842	2967	2534	2627	3038	3342	3624
	Adjustable Arm	1	01		27.5W x 26.5D x 33-38H	1.5	24	2123	2198	2271	2345	2422	2501	2578	2671	2766	2868	3026	3155	3281	2849	2942	3380	3685	3967
				M	27.5W x 26.5D x 38.5-45.5H	1.5	24	2283	2357	2430	2505	2581	2660	2737	2831	2926	3028	3186	3316	3440	3009	3101	3539	3844	4126
				H	27.5W x 26.5D x 40.75-50.75H	1.5	24	2283	2357	2430	2505	2581	2660	2737	2831	2926	3028	3186	3316	3440	3009	3101	3539	3844	4126
	Fixed T-Arm	1	05		27.5W x 26.5D x 33-38H	1.5	24	1896	1971	2047	2118	2193	2271	2350	2444	2539	2642	2799	2928	3052	2622	2713	3140	3441	3725
				M	27.5W x 26.5D x 38.5-45.5H	1.5	24	2055	2131	2206	2278	2354	2430	2510	2603	2699	2801	2958	3087	3212	2781	2874	3299	3600	3884
				H	27.5W x 26.5D x 40.75-50.75H	1.5	24	2055	2131	2206	2278	2354	2430	2510	2603	2699	2801	2958	3087	3212	2781	2874	3299	3600	3884
	Fixed D-Arm	1	07		23.5W x 26.5D x 33-38H	1.5	24	1825	1899	1972	2047	2122	2200	2279	2373	2465	2570	2726	2855	2981	2550	2642	3064	3364	3649
				M	23.5W x 26.5D x 38.5-45.5H	1.5	24	1984	2058	2132	2206	2281	2359	2439	2532	2624	2729	2885	3015	3140	2709	2801	3224	3524	3808
				H	23.5W x 26.5D x 40.75-50.75H	1.5	24	1984	2058	2132	2206	2281	2359	2439	2532	2624	2729	2885	3015	3140	2709	2801	3224	3524	3808

To Order Select Below





<p>1. Series/Back/Style</p> <p>SV46</p> <p>Sava Chair Medium Back, Standard Upholstery Back, Upholstered Seat</p>	<p>2. Control</p> <p>1 SINGLE PADDLE MECHANISM</p> <p>Adjustments Preset Recline Tension Pneumatic Seat Height</p>	<p>3. Arm</p> <p>00 ARMLESS 01 HEIGHT ADJUSTABLE ARMS 05 FIXED HEIGHT T-ARM 07 FIXED HEIGHT D-ARM</p> <p>  Armless  T-Arm  D-Arm </p> <p>  Height Adjustable Arms </p> <p>Height adjustable arms come standard with 45° inward rotation and urethane caps.</p>	<p>4. Options</p> <p>01UC UPHOLSTERED ARM CAP FOR HEIGHT ADJUSTABLE ARM</p> <p>05UC UPHOLSTERED ARM CAP FOR T-ARM +75</p> <p>07UC UPHOLSTERED ARM CAP FOR D-ARM +75</p> <p>AC BLACK PLASTIC ARM CAP FOR D-ARM +180</p> <p>CT CONTRASTING THREAD +33</p> <p>Upholstered arm caps must be leather, vinyl, or polyurethane. Height adjustment lock-out comes standard on all Sava chairs.</p>	<p>5. Stool</p> <p>M COUNTER STOOL</p> <p>H BAR STOOL</p> <p>Stool Heights available with Medium Back only.</p>	<p>7. Caster</p> <p>BC BLACK HARD WHEEL</p> <p>BS BLACK SOFT WHEEL +44</p> <p>CC CHROME TRIM +102</p> <p>CS CHROME TRIM SOFT WHEEL +128</p> <p>GA GLIDES W/ABS PADS +102</p> <p>GF GLIDES W/FELT PADS +102</p>	<p>7. Arm Finish</p> <p>AL POLISHED ALUMINUM</p> <p>CH CHROME +492</p> <p>BM BLACK MATTE</p> <p>Chrome finish is only available on Fixed Height D-Arms (07)</p> <p>Black Matte finish is only available on the Single Paddle control. Black Matte finish on arms is only available on Fixed Height T-Arm (05) or D-Arm (07).</p>	<p>8. Upholstery</p> <p>See general information section for details on textile program and COM/ COL information.</p>
---	--	---	---	--	--	--	---

Sava

MEDIUM BACK: EURO UPHOLSTERY BACK, EURO UPHOLSTERY SEAT, CONFERENCE MECHANISM


TITLE	STYLE	CTRL	ARM	HEIGHT	DIMENSIONS	YDG	SQFT	Textile Upholstery Grades										Leather Upholstery Grades								
								COM	COL	COM	COL	A	B	C	D	E	F	G	H	I	J	K	L	M	W	X
	Armless	SV56	2	00		19W x 26.5D x 33-38H	1.5	24	1945	2021	2094	2166	2242	2320	2399	2493	2590	2689	2848	2976	3102	2670	2763	3191	3494	3776
		SV56	2	00	M	19W x 26.5D x 38.5-45.5H	1.5	24	2104	2180	2253	2326	2401	2480	2558	2652	2749	2849	3007	3136	3261	2830	2922	3350	3654	3935
		SV56	2	00	H	19W x 26.5D x 40.75-50.75H	1.5	24	2104	2180	2253	2326	2401	2480	2558	2652	2749	2849	3007	3136	3261	2830	2922	3350	3654	3935
	Adjustable Arm	SV56	2	01		27.5W x 26.5D x 33-38H	1.5	24	2417	2493	2568	2641	2715	2794	2875	2966	3061	3165	3322	3452	3577	3143	3238	3691	3996	4278
		SV56	2	01	M	27.5W x 26.5D x 38.5-45.5H	1.5	24	2576	2652	2727	2800	2876	2954	3034	3125	3220	3324	3481	3611	3736	3302	3398	3850	4155	4437
		SV56	2	01	H	27.5W x 26.5D x 40.75-50.75H	1.5	24	2576	2652	2727	2800	2876	2954	3034	3125	3220	3324	3481	3611	3736	3302	3398	3850	4155	4437
	Fixed T-Arm	SV56	2	05		27.5W x 26.5D x 33-38H	1.5	24	2190	2266	2339	2414	2489	2568	2644	2738	2833	2935	3092	3221	3347	2916	3009	3451	3754	4037
		SV56	2	05	M	27.5W x 26.5D x 38.5-45.5H	1.5	24	2350	2425	2498	2573	2648	2727	2803	2898	2992	3095	3252	3381	3506	3075	3168	3610	3914	4196
		SV56	2	05	H	27.5W x 26.5D x 40.75-50.75H	1.5	24	2350	2425	2498	2573	2648	2727	2803	2898	2992	3095	3252	3381	3506	3075	3168	3610	3914	4196
	Fixed D-Arm	SV56	2	07		23.5W x 26.5D x 33-38H	1.5	24	2118	2193	2267	2339	2416	2494	2571	2668	2760	2864	3020	3150	3275	2842	2935	3376	3675	3960
		SV56	2	07	M	23.5W x 26.5D x 38.5-45.5H	1.5	24	2278	2354	2426	2498	2575	2654	2730	2827	2920	3023	3180	3309	3435	3001	3095	3535	3836	4120
		SV56	2	07	H	23.5W x 26.5D x 40.75-50.75H	1.5	24	2278	2354	2426	2498	2575	2654	2730	2827	2920	3023	3180	3309	3435	3001	3095	3535	3836	4120

To Order Select Below

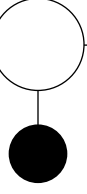
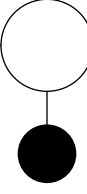
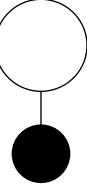



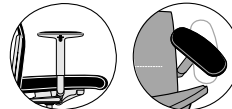
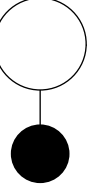
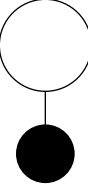
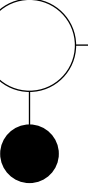
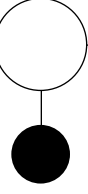
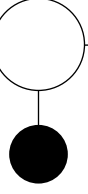
<p>1. Series/Back/Style</p> <p>SV56</p> <p>Sava Chair Medium Back, Euro Upholstery Back, Euro Upholstered Seat</p>	<p>2. Control</p> <p>2 CONFERENCE MECHANISM</p> <p>Adjustments Preset Recline Tension Pneumatic Seat Height Tilt Lock</p>	<p>3. Arm</p> <p>00 ARMLESS 01 HEIGHT ADJUSTABLE ARMS 05 FIXED HEIGHT T-ARM 07 FIXED HEIGHT D-ARM</p> <p> Armless  T-Arm  D-Arm</p> <p> Height Adjustable Arms</p> <p>Height adjustable arms come standard with 45° inward rotation and urethane caps.</p>	<p>4. Options</p> <p>01UC UPHOLSTERED ARM CAP FOR HEIGHT ADJUSTABLE ARM</p> <p>05UC UPHOLSTERED ARM CAP FOR T-ARM +75</p> <p>07UC UPHOLSTERED ARM CAP FOR D-ARM +75</p> <p>AC BLACK PLASTIC ARM CAP FOR D-ARM +180</p> <p>CT CONTRASTING THREAD +33</p> <p>Upholstered arm caps must be leather, vinyl, or polyurethane. Height adjustment lock-out comes standard on all Sava chairs.</p>	<p>5. Stool</p> <p>M COUNTER STOOL</p> <p>H BAR STOOL</p> <p>Stool Heights available with Medium Back only.</p>	<p>7. Caster</p> <p>BC BLACK HARD WHEEL BS BLACK SOFT WHEEL +44 CC CHROME TRIM +102 CS CHROME TRIM SOFT WHEEL +128 GA GLIDES W/ABS PADS +102 GF GLIDES W/FELT PADS +102</p>	<p>8. Arm Finish</p> <p>AL POLISHED ALUMINUM CH CHROME +492</p> <p>Chrome finish is only available on Fixed Height D-Arms (07)</p>	<p>8. Upholstery</p> <p>See general information section for details on textile program and COM/ COL information.</p>
--	---	---	---	--	---	--	---

Sava

MEDIUM BACK: EURO UPHOLSTERY BACK, EURO UPHOLSTERY SEAT, MULTI-TASK MECHANISM


TITLE	STYLE	CTRL	ARM	HEIGHT	DIMENSIONS	YDG	SQFT	Textile Upholstery Grades										Leather Upholstery Grades								
								COM	COL	COM	COL	A	B	C	D	E	F	G	H	I	J	K	L	M	W	X
	Armless	SV56	4	00		19W x 26.5D x 33-38H	1.5	24	2070	2146	2220	2293	2368	2448	2525	2620	2712	2815	2973	3102	3227	2797	2889	3326	3628	3911
		SV56	4	00	M	19W x 26.5D x 38.5-45.5H	1.5	24	2229	2306	2380	2452	2528	2607	2684	2779	2872	2974	3132	3261	3386	2956	3049	3486	3787	4071
		SV56	4	00	H	19W x 26.5D x 40.75-50.75H	1.5	24	2229	2306	2380	2452	2528	2607	2684	2779	2872	2974	3132	3261	3386	2956	3049	3486	3787	4071
	Adjustable Arm	SV56	4	01		27.5W x 26.5D x 33-38H	1.5	24	2542	2620	2694	2766	2841	2921	2997	3093	3187	3291	3448	3577	3702	3271	3361	3826	4127	4412
		SV56	4	01	M	27.5W x 26.5D x 38.5-45.5H	1.5	24	2702	2779	2854	2926	3000	3080	3157	3252	3346	3450	3607	3736	3862	3430	3520	3986	4286	4571
		SV56	4	01	H	27.5W x 26.5D x 40.75-50.75H	1.5	24	2702	2779	2854	2926	3000	3080	3157	3252	3346	3450	3607	3736	3862	3430	3520	3986	4286	4571
	Fixed T-Arm	SV56	4	05		27.5W x 26.5D x 33-38H	1.5	24	2316	2390	2465	2539	2616	2694	2771	2864	2960	3062	3220	3349	3475	3042	3137	3584	3888	4172
		SV56	4	05	M	27.5W x 26.5D x 38.5-45.5H	1.5	24	2475	2550	2624	2699	2775	2854	2930	3023	3119	3222	3379	3509	3634	3202	3296	3743	4047	4332
		SV56	4	05	H	27.5W x 26.5D x 40.75-50.75H	1.5	24	2475	2550	2624	2699	2775	2854	2930	3023	3119	3222	3379	3509	3634	3202	3296	3743	4047	4332
	Fixed D-Arm	SV56	4	07		23.5W x 26.5D x 33-38H	1.5	24	2244	2319	2394	2467	2541	2621	2698	2792	2887	2991	3147	3277	3402	2969	3064	3510	3810	4096
		SV56	4	07	M	23.5W x 26.5D x 38.5-45.5H	1.5	24	2403	2479	2553	2626	2701	2780	2857	2952	3047	3150	3306	3436	3561	3128	3224	3669	3970	4255
		SV56	4	07	H	23.5W x 26.5D x 40.75-50.75H	1.5	24	2403	2479	2553	2626	2701	2780	2857	2952	3047	3150	3306	3436	3561	3128	3224	3669	3970	4255

To Order Select Below

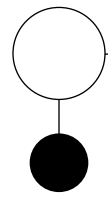
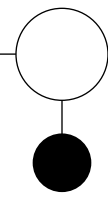
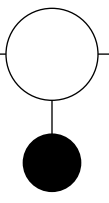
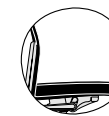



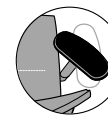
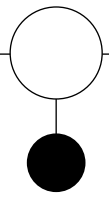
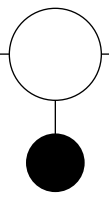
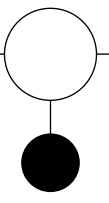
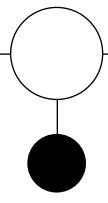
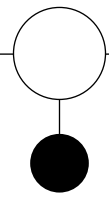
<p>1. Series/Back/Style</p>  <p>SV56</p> <p>Sava Chair Medium Back, Euro Upholstery Back, Euro Upholstery Seat</p>	<p>2. Control</p>  <p>Control</p> <p>4 MULTI-TASK MECHANISM</p> <p>Adjustments 4-Position Tilt Tension Pneumatic Seat Height Tilt Lock Seat Depth</p>	<p>3. Arm</p>  <p>Arm</p> <p>00 ARMLESS 01 HEIGHT ADJUSTABLE ARMS 05 FIXED HEIGHT T-ARM 07 FIXED HEIGHT D-ARM</p> <p> Armless  T-Arm  D-Arm</p> <p> Height Adjustable Arms</p> <p>Height adjustable arms come standard with 45° inward rotation and urethane caps.</p>	<p>4. Options</p>  <p>Options</p> <p>01UC UPHOLSTERED ARM CAP FOR HEIGHT ADJUSTABLE ARM</p> <p>05UC UPHOLSTERED ARM CAP FOR T-ARM +75</p> <p>07UC UPHOLSTERED ARM CAP FOR D-ARM +75</p> <p>AC BLACK PLASTIC ARM CAP FOR D-ARM +180</p> <p>CT CONTRASTING THREAD +33</p> <p>Upholstered arm caps must be leather, vinyl, or polyurethane. Height adjustment lock-out comes standard on all Sava chairs.</p>	<p>5. Stool</p>  <p>Stool</p> <p>M COUNTER STOOL</p> <p>H BAR STOOL</p> <p>Stool Heights available with Medium Back only.</p>	<p>7. Caster</p>  <p>Caster</p> <p>BC BLACK HARD WHEEL BS BLACK SOFT WHEEL +44 CC CHROME TRIM +102 CS CHROME TRIM SOFT WHEEL +128 GA GLIDES W/ABS PADS +102 GF GLIDES W/FELT PADS +102</p>	<p>8. Arm Finish</p>  <p>Arm Finish</p> <p>AL POLISHED ALUMINUM CH CHROME +492</p> <p>Chrome finish is only available on Fixed Height D-Arms (07)</p>	<p>8. Upholstery</p>  <p>See general information section for details on textile program and COM/ COL information.</p>
--	---	---	---	--	--	---	--

Sava

MEDIUM BACK: EURO UPHOLSTERY BACK, EURO UPHOLSTERY SEAT, SINGLE PADDLE MECHANISM

TITLE	STYLE	CTRL	ARM	HEIGHT	DIMENSIONS	YDG	SQFT	Textile Upholstery Grades										Leather Upholstery Grades								
								COM	COL	COM	COL	A	B	C	D	E	F	G	H	I	J	K	L	M	W	X
	Armless	SV56	1	00		19W x 26.5D x 33-38H	1.5	24	1649	1724	1798	1873	1948	2026	2103	2198	2293	2397	2553	2683	2808	2375	2468	2879	3182	3465
		SV56	1	00	M	19W x 26.5D x 38.5-45.5H	1.5	24	1809	1883	1958	2032	2108	2185	2263	2357	2452	2556	2712	2842	2967	2534	2627	3038	3342	3624
		SV56	1	00	H	19W x 26.5D x 40.75-50.75H	1.5	24	1809	1883	1958	2032	2108	2185	2263	2357	2452	2556	2712	2842	2967	2534	2627	3038	3342	3624
	Adjustable Arm	SV56	1	01		27.5W x 26.5D x 33-38H	1.5	24	2123	2198	2271	2345	2422	2501	2578	2671	2766	2868	3026	3155	3281	2849	2942	3380	3685	3967
		SV56	1	01	M	27.5W x 26.5D x 38.5-45.5H	1.5	24	2283	2357	2430	2505	2581	2660	2737	2831	2926	3028	3186	3316	3440	3009	3101	3539	3844	4126
		SV56	1	01	H	27.5W x 26.5D x 40.75-50.75H	1.5	24	2283	2357	2430	2505	2581	2660	2737	2831	2926	3028	3186	3316	3440	3009	3101	3539	3844	4126
	Fixed T-Arm	SV56	1	05		27.5W x 26.5D x 33-38H	1.5	24	1896	1971	2047	2118	2193	2271	2350	2444	2539	2642	2799	2928	3052	2622	2713	3140	3441	3725
		SV56	1	05	M	27.5W x 26.5D x 38.5-45.5H	1.5	24	2055	2131	2206	2278	2354	2430	2510	2603	2699	2801	2958	3087	3212	2781	2874	3299	3600	3884
		SV56	1	05	H	27.5W x 26.5D x 40.75-50.75H	1.5	24	2055	2131	2206	2278	2354	2430	2510	2603	2699	2801	2958	3087	3212	2781	2874	3299	3600	3884
	Fixed D-Arm	SV56	1	07		23.5W x 26.5D x 33-38H	1.5	24	1825	1899	1972	2047	2122	2200	2279	2373	2465	2570	2726	2855	2981	2550	2642	3064	3364	3649
		SV56	1	07	M	23.5W x 26.5D x 38.5-45.5H	1.5	24	1984	2058	2132	2206	2281	2359	2439	2532	2624	2729	2885	3015	3140	2709	2801	3224	3524	3808
		SV56	1	07	H	23.5W x 26.5D x 40.75-50.75H	1.5	24	1984	2058	2132	2206	2281	2359	2439	2532	2624	2729	2885	3015	3140	2709	2801	3224	3524	3808

To Order Select Below

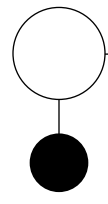
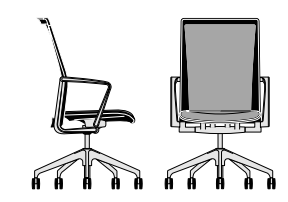
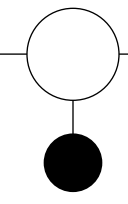
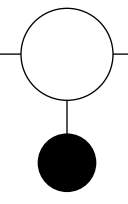





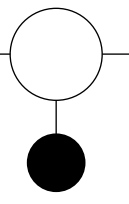
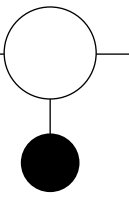
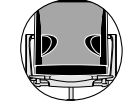
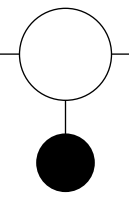
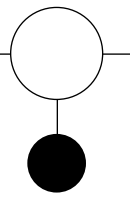
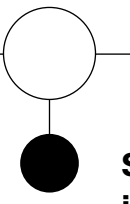
<p>1. Series/Back/Style</p>  <p>SV56</p> <p>Sava Chair Medium Back, Euro Upholstery Back, Euro Upholstery Seat</p>	<p>2. Control</p>  <p>Control</p> <p>1 SINGLE PADDLE MECHANISM</p> <p>Adjustments Preset Recline Tension Pneumatic Seat Height</p>	<p>3. Arm</p>  <p>Arm</p> <p>00 ARMLESS 01 HEIGHT ADJUSTABLE ARMS 05 FIXED HEIGHT T-ARM 07 FIXED HEIGHT D-ARM</p> <p> Armless  T-Arm  D-Arm</p> <p>  Height Adjustable Arms</p> <p>Height adjustable arms come standard with 45° inward rotation and urethane caps.</p>	<p>4. Options</p>  <p>Options</p> <p>01UC UPHOLSTERED ARM CAP FOR HEIGHT ADJUSTABLE ARM</p> <p>05UC UPHOLSTERED ARM CAP FOR T-ARM +75</p> <p>07UC UPHOLSTERED ARM CAP FOR D-ARM +75</p> <p>AC BLACK PLASTIC ARM CAP FOR D-ARM +180</p> <p>CT CONTRASTING THREAD +33</p> <p>Upholstered arm caps must be leather, vinyl, or polyurethane. Height adjustment lock-out comes standard on all Sava chairs.</p>	<p>5. Stool</p>  <p>Stool</p> <p>M COUNTER STOOL</p> <p>H BAR STOOL</p> <p>Stool Heights available with Medium Back only.</p>	<p>7. Caster</p>  <p>Caster</p> <p>BC BLACK HARD WHEEL BS BLACK SOFT WHEEL +44 CC CHROME TRIM +102 CS CHROME TRIM SOFT WHEEL +128 GA GLIDES W/ABS PADS +102 GF GLIDES W/FELT PADS +102</p>	<p>7. Arm Finish</p>  <p>Arm Finish</p> <p>AL POLISHED ALUMINUM CH CHROME +492 BM BLACK MATTE</p> <p>Chrome finish is only available on Fixed Height D-Arms (07)</p> <p>Black Matte finish is only available on the Single Paddle control. Black Matte finish on arms is only available on Fixed Height T-Arm (05) or D-Arm (07).</p>	<p>8. Upholstery</p>  <p>See general information section for details on textile program and COM/ COL information.</p>
--	--	---	---	--	--	---	--

Sava

HIGH BACK: MESH BACK, MESH SEAT

TITLE	STYLE	CTRL	ARM	HEIGHT	DIMENSIONS	YDG	SQFT	Textile Upholstery Grades										Leather Upholstery Grades							
								COM	COL	COM	COL	A	B	C	D	E	F	G	H	I	J	K	L	M	W
High Back, Mesh Back, Mesh Seat, Conference Mechanism	Armless	SV18	2	00		19W x 26.5D x 37.5-42.5H	0	0	1959																
	Adjustable Arm	SV18	2	01		27.5W x 26.5D x 37.5-42.5H	0	0	2423																
	Fixed T-Arm	SV18	2	05		27.5W x 26.5D x 37.5-42.5H	0	0	2201																
	Fixed D-Arm	SV18	2	07		23.5W x 26.5D x 37.5-42.5H	0	0	2128																
High Back, Mesh Back, Mesh Seat, Single Paddle Mechanism	Armless	SV18	1	00		19W x 26.5D x 37.5-42.5H	0	0	1671																
	Adjustable Arm	SV18	1	01		27.5W x 26.5D x 37.5-42.5H	0	0	2135																
	Fixed T-Arm	SV18	1	05		27.5W x 26.5D x 37.5-42.5H	0	0	1912																
	Fixed D-Arm	SV18	1	07		23.5W x 26.5D x 37.5-42.5H	0	0	1840																

To Order Select Below

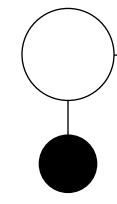
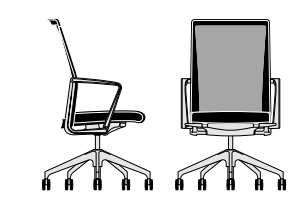
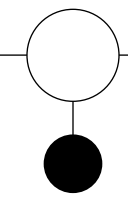
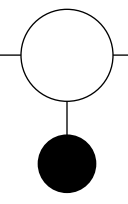




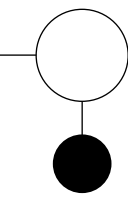
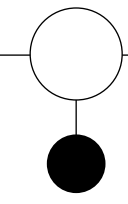
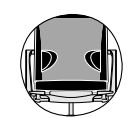
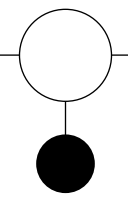
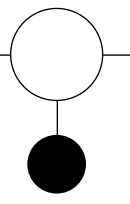
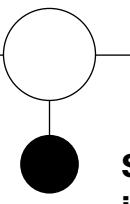
<p>1. Series/Back/Style</p>  <p>SV18</p> <p>Sava Chair High Back, Mesh Back, Mesh Seat</p> 	<p>2. Control</p>  <p>Control</p> <table border="0"> <tr> <td style="text-align: center;">2</td> <td>CONFERENCE MECHANISM</td> </tr> <tr> <td style="text-align: center;">1</td> <td>SINGLE PADDLE MECHANISM</td> </tr> </table> <p>Conference Adjustments Preset Recline Tension Pneumatic Seat Height Tilt Lock</p> <p>Single Paddle Adjustments Preset Recline Tension Pneumatic Seat Height</p>	2	CONFERENCE MECHANISM	1	SINGLE PADDLE MECHANISM	<p>3. Arm</p>  <p>Arm</p> <table border="0"> <tr> <td style="text-align: center;">00</td> <td>ARMLESS</td> </tr> <tr> <td style="text-align: center;">01</td> <td>HEIGHT ADJUSTABLE ARMS</td> </tr> <tr> <td style="text-align: center;">05</td> <td>FIXED HEIGHT T-ARM</td> </tr> <tr> <td style="text-align: center;">07</td> <td>FIXED HEIGHT D-ARM</td> </tr> </table> <div style="display: flex; justify-content: space-around; align-items: center;">  Armless  T-Arm  D-Arm </div> <div style="display: flex; justify-content: space-around; align-items: center;">   Height Adjustable Arms </div> <p>Height adjustable arms come standard with 45° inward rotation and urethane caps.</p>	00	ARMLESS	01	HEIGHT ADJUSTABLE ARMS	05	FIXED HEIGHT T-ARM	07	FIXED HEIGHT D-ARM	<p>4. Mesh</p>  <p>Mesh</p> <table border="0"> <tr> <td style="text-align: center;">M1</td> <td>BLACK</td> </tr> <tr> <td style="text-align: center;">M2</td> <td>BRONZE</td> </tr> <tr> <td style="text-align: center;">M3</td> <td>SILVER WHITE</td> </tr> <tr> <td style="text-align: center;">M4</td> <td>WARM GRAY</td> </tr> </table>	M1	BLACK	M2	BRONZE	M3	SILVER WHITE	M4	WARM GRAY	<p>5. Options</p>  <p>Options</p> <table border="0"> <tr> <td style="text-align: center;">01UC</td> <td>UPHOLSTERED ARM CAP FOR HEIGHT ADJUSTABLE ARM</td> <td style="text-align: right;">+75</td> </tr> <tr> <td style="text-align: center;">05UC</td> <td>UPHOLSTERED ARM CAP FOR T-ARM</td> <td style="text-align: right;">+75</td> </tr> <tr> <td style="text-align: center;">07UC</td> <td>UPHOLSTERED ARM CAP FOR D-ARM</td> <td style="text-align: right;">+180</td> </tr> <tr> <td style="text-align: center;">AC</td> <td>BLACK PLASTIC ARM CAP FOR D-ARM</td> <td style="text-align: right;">+33</td> </tr> <tr> <td style="text-align: center;">LU</td> <td>ADJUSTABLE LUMBAR PADS</td> <td style="text-align: right;">+60</td> </tr> </table> <div style="display: flex; align-items: center; margin-top: 10px;">  <div style="margin-left: 5px;">Adjustable lumbar pads for Mesh Backs</div> </div> <p>Upholstered arm caps must be leather, vinyl, or polyurethane. Height adjustment lock-out comes standard on all Sava chairs.</p>	01UC	UPHOLSTERED ARM CAP FOR HEIGHT ADJUSTABLE ARM	+75	05UC	UPHOLSTERED ARM CAP FOR T-ARM	+75	07UC	UPHOLSTERED ARM CAP FOR D-ARM	+180	AC	BLACK PLASTIC ARM CAP FOR D-ARM	+33	LU	ADJUSTABLE LUMBAR PADS	+60	<p>6. Caster</p>  <p>Caster</p> <table border="0"> <tr> <td style="text-align: center;">BC</td> <td>BLACK HARD WHEEL</td> </tr> <tr> <td style="text-align: center;">BS</td> <td>BLACK SOFT WHEEL +44</td> </tr> <tr> <td style="text-align: center;">CC</td> <td>CHROME TRIM +102</td> </tr> <tr> <td style="text-align: center;">CS</td> <td>CHROME TRIM SOFT WHEEL +128</td> </tr> <tr> <td style="text-align: center;">GA</td> <td>GLIDES W/ABS PADS +102</td> </tr> <tr> <td style="text-align: center;">GF</td> <td>GLIDES W/FELT PADS +102</td> </tr> </table>	BC	BLACK HARD WHEEL	BS	BLACK SOFT WHEEL +44	CC	CHROME TRIM +102	CS	CHROME TRIM SOFT WHEEL +128	GA	GLIDES W/ABS PADS +102	GF	GLIDES W/FELT PADS +102	<p>7. Arm Finish</p>  <p>Arm Finish</p> <table border="0"> <tr> <td style="text-align: center;">AL</td> <td>POLISHED ALUMINUM</td> </tr> <tr> <td style="text-align: center;">CH</td> <td>CHROME +492</td> </tr> <tr> <td style="text-align: center;">BM</td> <td>BLACK MATTE</td> </tr> </table> <p>Chrome finish is only available on Fixed Height D-Arms (07)</p> <p>Black Matte finish is only available on the Single Paddle control. Black Matte finish on arms is only available on Fixed Height T-Arm (05) or D-Arm (07).</p>	AL	POLISHED ALUMINUM	CH	CHROME +492	BM	BLACK MATTE	<p>8. Upholstery</p>  <p>See general information section for details on textile program and COM/ COL information.</p>
2	CONFERENCE MECHANISM																																																											
1	SINGLE PADDLE MECHANISM																																																											
00	ARMLESS																																																											
01	HEIGHT ADJUSTABLE ARMS																																																											
05	FIXED HEIGHT T-ARM																																																											
07	FIXED HEIGHT D-ARM																																																											
M1	BLACK																																																											
M2	BRONZE																																																											
M3	SILVER WHITE																																																											
M4	WARM GRAY																																																											
01UC	UPHOLSTERED ARM CAP FOR HEIGHT ADJUSTABLE ARM	+75																																																										
05UC	UPHOLSTERED ARM CAP FOR T-ARM	+75																																																										
07UC	UPHOLSTERED ARM CAP FOR D-ARM	+180																																																										
AC	BLACK PLASTIC ARM CAP FOR D-ARM	+33																																																										
LU	ADJUSTABLE LUMBAR PADS	+60																																																										
BC	BLACK HARD WHEEL																																																											
BS	BLACK SOFT WHEEL +44																																																											
CC	CHROME TRIM +102																																																											
CS	CHROME TRIM SOFT WHEEL +128																																																											
GA	GLIDES W/ABS PADS +102																																																											
GF	GLIDES W/FELT PADS +102																																																											
AL	POLISHED ALUMINUM																																																											
CH	CHROME +492																																																											
BM	BLACK MATTE																																																											

Sava

HIGH BACK: MESH BACK, UPHOLSTERED SEAT

TITLE	STYLE	CTRL	ARM	HEIGHT	DIMENSIONS	YDG	SQFT	Textile Upholstery Grades										Leather Upholstery Grades							
								COM	COL	COM	COL	A	B	C	D	E	F	G	H	I	J	K	L	M	W
High Back, Mesh Back, Upholstered Seat, Conference Mechanism	Armless	SV28	2	00	19W x 26.5D x 37.5-42.5H	0.8	10	1764	1799	1840	1880	1919	1959	1999	2049	2097	2153	2234	2302	2367	2037	2078	2307	2398	2550
	Adjustable Arm	SV28	2	01	27.5W x 26.5D x 37.5-42.5H	0.8	10	2227	2267	2305	2343	2383	2423	2464	2515	2560	2619	2699	2766	2832	2503	2541	2799	2889	3039
	Fixed T-Arm	SV28	2	05	27.5W x 26.5D x 37.5-42.5H	0.8	10	2005	2040	2080	2120	2161	2201	2241	2290	2338	2394	2475	2543	2608	2281	2319	2563	2655	2803
	Fixed D-Arm	SV28	2	07	23.5W x 26.5D x 37.5-42.5H	0.8	10	1931	1971	2010	2049	2087	2128	2168	2218	2268	2322	2404	2472	2538	2210	2247	2488	2577	2729
High Back, Mesh Back, Upholstered Seat, Multi-Task Mechanism	Armless	SV28	4	00	19W x 26.5D x 37.5-42.5H	0.8	10	1886	1925	1964	2002	2038	2082	2124	2170	2220	2274	2356	2423	2489	2164	2202	2437	2529	2678
	Adjustable Arm	SV28	4	01	27.5W x 26.5D x 37.5-42.5H	0.8	10	2350	2389	2427	2466	2504	2548	2590	2636	2685	2739	2822	2889	2955	2628	2667	2931	3021	3168
	Fixed T-Arm	SV28	4	05	27.5W x 26.5D x 37.5-42.5H	0.8	10	2127	2166	2206	2244	2283	2323	2363	2415	2462	2518	2599	2667	2732	2404	2443	2694	2785	2934
	Fixed D-Arm	SV28	4	07	23.5W x 26.5D x 37.5-42.5H	0.8	10	2057	2094	2133	2170	2212	2253	2293	2343	2390	2447	2528	2596	2661	2332	2372	2620	2708	2858
High Back, Mesh Back, Upholstered Seat, Single Paddle Mechanism	Armless	SV28	1	00	19W x 26.5D x 37.5-42.5H	0.8	10	1476	1512	1551	1590	1629	1671	1710	1760	1809	1863	1944	2011	2077	1750	1789	2001	2092	2242
	Adjustable Arm	SV28	1	01	27.5W x 26.5D x 37.5-42.5H	0.8	10	1936	1977	2014	2054	2092	2135	2176	2224	2271	2328	2409	2476	2542	2214	2254	2492	2583	2733
	Fixed T-Arm	SV28	1	05	27.5W x 26.5D x 37.5-42.5H	0.8	10	1716	1752	1792	1830	1870	1912	1952	2001	2049	2104	2185	2253	2318	1992	2031	2256	2348	2497
	Fixed D-Arm	SV28	1	07	23.5W x 26.5D x 37.5-42.5H	0.8	10	1644	1683	1722	1760	1797	1840	1881	1929	1979	2033	2114	2182	2247	1921	1959	2181	2271	2423

To Order Select Below

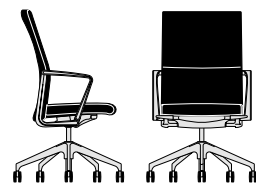



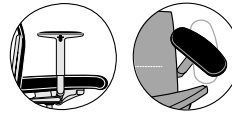
<p>1. Series/Back/Style</p>  <p>SV28</p> <p>Sava Chair High Back, Mesh Back, Upholstered Seat</p> 	<p>2. Control</p>  <p>Control</p> <table border="0"> <tr> <td>2</td> <td>CONFERENCE MECHANISM</td> </tr> <tr> <td>4</td> <td>MULTI-TASK MECHANISM</td> </tr> <tr> <td>1</td> <td>SINGLE PADDLE MECHANISM</td> </tr> </table> <p>Conference Adjustments Preset Recline Tension Pneumatic Seat Height Tilt Lock</p> <p>Multi-Task Adjustments 4-Position Tilt Tension Pneumatic Seat Height Tilt Lock Seat Depth</p> <p>Single Paddle Adjustments Preset Recline Tension Pneumatic Seat Height</p>	2	CONFERENCE MECHANISM	4	MULTI-TASK MECHANISM	1	SINGLE PADDLE MECHANISM	<p>3. Arm</p>  <p>Arm</p> <table border="0"> <tr> <td>00</td> <td>ARMLESS</td> </tr> <tr> <td>01</td> <td>HEIGHT ADJUSTABLE ARMS</td> </tr> <tr> <td>05</td> <td>FIXED HEIGHT T-ARM</td> </tr> <tr> <td>07</td> <td>FIXED HEIGHT D-ARM</td> </tr> </table> <div style="display: flex; justify-content: space-around; align-items: center;">  Armless  T-Arm  D-Arm </div> <div style="display: flex; justify-content: space-around; align-items: center;">  Height Adjustable Arms </div> <p>Height adjustable arms come standard with 45° inward rotation and urethane caps.</p>	00	ARMLESS	01	HEIGHT ADJUSTABLE ARMS	05	FIXED HEIGHT T-ARM	07	FIXED HEIGHT D-ARM	<p>4. Mesh</p>  <p>Mesh</p> <table border="0"> <tr> <td>M1</td> <td>BLACK</td> </tr> <tr> <td>M2</td> <td>BRONZE</td> </tr> <tr> <td>M3</td> <td>SILVER WHITE</td> </tr> <tr> <td>M4</td> <td>WARM GRAY</td> </tr> </table>	M1	BLACK	M2	BRONZE	M3	SILVER WHITE	M4	WARM GRAY	<p>5. Options</p>  <p>Options</p> <table border="0"> <tr> <td>01UC</td> <td>UPHOLSTERED ARM CAP FOR HEIGHT ADJUSTABLE ARM</td> <td>+75</td> </tr> <tr> <td>05UC</td> <td>UPHOLSTERED ARM CAP FOR T-ARM</td> <td>+75</td> </tr> <tr> <td>07UC</td> <td>UPHOLSTERED ARM CAP FOR D-ARM</td> <td>+180</td> </tr> <tr> <td>AC</td> <td>BLACK PLASTIC ARM CAP FOR D-ARM</td> <td>+33</td> </tr> <tr> <td>LU</td> <td>ADJUSTABLE LUMBAR PADS</td> <td>+60</td> </tr> <tr> <td>CT</td> <td>CONTRASTING THREAD</td> <td></td> </tr> </table> <div style="display: flex; align-items: center; margin-top: 10px;">  <div style="margin-left: 5px;">Adjustable lumbar pads for Mesh Backs</div> </div> <p>Upholstered arm caps must be leather, vinyl, or polyurethane. Height adjustment lock-out comes standard on all Sava chairs.</p>	01UC	UPHOLSTERED ARM CAP FOR HEIGHT ADJUSTABLE ARM	+75	05UC	UPHOLSTERED ARM CAP FOR T-ARM	+75	07UC	UPHOLSTERED ARM CAP FOR D-ARM	+180	AC	BLACK PLASTIC ARM CAP FOR D-ARM	+33	LU	ADJUSTABLE LUMBAR PADS	+60	CT	CONTRASTING THREAD		<p>6. Caster</p>  <p>Caster</p> <table border="0"> <tr> <td>BC</td> <td>BLACK HARD WHEEL</td> </tr> <tr> <td>BS</td> <td>BLACK SOFT WHEEL +44</td> </tr> <tr> <td>CC</td> <td>CHROME TRIM +102</td> </tr> <tr> <td>CS</td> <td>CHROME TRIM SOFT WHEEL +128</td> </tr> <tr> <td>GA</td> <td>GLIDES W/ABS PADS +102</td> </tr> <tr> <td>GF</td> <td>GLIDES W/FELT PADS +102</td> </tr> </table>	BC	BLACK HARD WHEEL	BS	BLACK SOFT WHEEL +44	CC	CHROME TRIM +102	CS	CHROME TRIM SOFT WHEEL +128	GA	GLIDES W/ABS PADS +102	GF	GLIDES W/FELT PADS +102	<p>7. Arm Finish</p>  <p>Arm Finish</p> <table border="0"> <tr> <td>AL</td> <td>POLISHED ALUMINUM</td> </tr> <tr> <td>CH</td> <td>CHROME +492</td> </tr> <tr> <td>BM</td> <td>BLACK MATTE</td> </tr> </table> <p>Chrome finish is only available on Fixed Height D-Arms (07)</p> <p>Black Matte finish is only available on the Single Paddle control. Black Matte finish on arms is only available on Fixed Height T-Arm (05) or D-Arm (07).</p>	AL	POLISHED ALUMINUM	CH	CHROME +492	BM	BLACK MATTE	<p>8. Upholstery</p>  <p>See general information section for details on textile program and COM/ COL information.</p>
2	CONFERENCE MECHANISM																																																																
4	MULTI-TASK MECHANISM																																																																
1	SINGLE PADDLE MECHANISM																																																																
00	ARMLESS																																																																
01	HEIGHT ADJUSTABLE ARMS																																																																
05	FIXED HEIGHT T-ARM																																																																
07	FIXED HEIGHT D-ARM																																																																
M1	BLACK																																																																
M2	BRONZE																																																																
M3	SILVER WHITE																																																																
M4	WARM GRAY																																																																
01UC	UPHOLSTERED ARM CAP FOR HEIGHT ADJUSTABLE ARM	+75																																																															
05UC	UPHOLSTERED ARM CAP FOR T-ARM	+75																																																															
07UC	UPHOLSTERED ARM CAP FOR D-ARM	+180																																																															
AC	BLACK PLASTIC ARM CAP FOR D-ARM	+33																																																															
LU	ADJUSTABLE LUMBAR PADS	+60																																																															
CT	CONTRASTING THREAD																																																																
BC	BLACK HARD WHEEL																																																																
BS	BLACK SOFT WHEEL +44																																																																
CC	CHROME TRIM +102																																																																
CS	CHROME TRIM SOFT WHEEL +128																																																																
GA	GLIDES W/ABS PADS +102																																																																
GF	GLIDES W/FELT PADS +102																																																																
AL	POLISHED ALUMINUM																																																																
CH	CHROME +492																																																																
BM	BLACK MATTE																																																																

Sava

HIGH BACK: STANDARD UPHOLSTERY BACK, UPHOLSTERED SEAT

TITLE	STYLE	CTRL	ARM	HEIGHT	DIMENSIONS	YDG	SQFT	Textile Upholstery Grades										Leather Upholstery Grades								
								COM	COL	COM	COL	A	B	C	D	E	F	G	H	I	J	K	L	M	W	X
High Back, Standard Upholstery Back, Upholstered Seat, Conference Mechanism	Armless	SV48	2	00		19W x 26.5D x 37.5-42.5H	1.7	25	2001	2083	2167	2250	2336	2424	2515	2621	2726	2842	3020	3167	3308	2807	2916	3395	3650	4082
	Adjustable Arm	SV48	2	01		27.5W x 26.5D x 37.5-42.5H	1.7	25	2473	2558	2642	2724	2811	2898	2988	3095	3198	3318	3494	3641	3782	3281	3388	3899	4153	4583
	Fixed T-Arm	SV48	2	05		27.5W x 26.5D x 37.5-42.5H	1.7	25	2246	2331	2415	2495	2582	2670	2760	2865	2972	3091	3267	3413	3555	3053	3164	3655	3911	4343
	Fixed D-Arm	SV48	2	07		23.5W x 26.5D x 37.5-42.5H	1.7	25	2170	2258	2340	2423	2511	2598	2687	2794	2898	3017	3195	3342	3484	2982	3091	3581	3837	4264
High Back, Standard Upholstery Back, Upholstered Seat, Multi-Task Mechanism	Armless	SV48	4	00		19W x 26.5D x 37.5-42.5H	1.7	25	2125	2212	2294	2375	2463	2552	2641	2747	2852	2969	3147	3294	3435	2933	3042	3532	3787	4215
	Adjustable Arm	SV48	4	01		27.5W x 26.5D x 37.5-42.5H	1.7	25	2598	2685	2767	2849	2935	3026	3114	3223	3326	3441	3621	3767	3909	3406	3517	4033	4288	4716
	Fixed T-Arm	SV48	4	05		27.5W x 26.5D x 37.5-42.5H	1.7	25	2371	2458	2540	2622	2709	2798	2887	2994	3097	3215	3392	3539	3681	3179	3287	3791	4048	4476
	Fixed D-Arm	SV48	4	07		23.5W x 26.5D x 37.5-42.5H	1.7	25	2297	2385	2468	2551	2637	2726	2813	2921	3026	3143	3322	3468	3610	3105	3217	3713	3970	4397
High Back, Standard Upholstery Back, Upholstered Seat, Single Paddle Mechanism	Armless	SV48	1	00		19W x 26.5D x 37.5-42.5H	1.7	25	1708	1789	1875	1956	2045	2128	2220	2326	2430	2550	2726	2872	3014	2512	2622	3083	3338	3771
	Adjustable Arm	SV48	1	01		27.5W x 26.5D x 37.5-42.5H	1.7	25	2179	2265	2346	2428	2517	2603	2694	2799	2904	3023	3199	3346	3487	2987	3096	3584	3842	4272
	Fixed T-Arm	SV48	1	05		27.5W x 26.5D x 37.5-42.5H	1.7	25	1952	2034	2120	2201	2288	2375	2465	2571	2677	2794	2971	3118	3259	2759	2866	3344	3600	4030
	Fixed D-Arm	SV48	1	07		23.5W x 26.5D x 37.5-42.5H	1.7	25	1878	1962	2048	2127	2217	2305	2392	2501	2603	2723	2900	3046	3189	2687	2794	3270	3524	3953

To Order Select Below

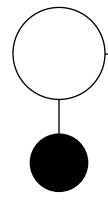
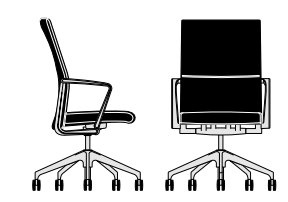
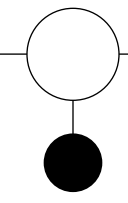
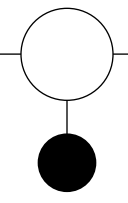




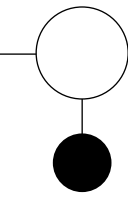
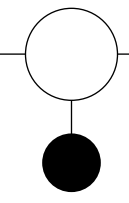
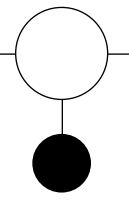
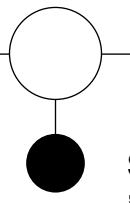
<p>1. Series/Back/Style</p> <p>SV48</p> <p>Sava Chair High Back, Standard Upholstery Back, Upholstered Seat</p> 	<p>2. Control</p> <p>Control</p> <p>2 CONFERENCE MECHANISM</p> <p>4 MULTI-TASK MECHANISM</p> <p>1 SINGLE PADDLE MECHANISM</p> <p>Conference Adjustments Preset Recline Tension Pneumatic Seat Height Tilt Lock</p> <p>Multi-Task Adjustments 4-Position Tilt Tension Pneumatic Seat Height Tilt Lock Seat Depth</p> <p>Single Paddle Adjustments Preset Recline Tension Pneumatic Seat Height</p>	<p>3. Arm</p> <p>Arm</p> <p>00 ARMLESS</p> <p>01 HEIGHT ADJUSTABLE ARMS</p> <p>05 FIXED HEIGHT T-ARM</p> <p>07 FIXED HEIGHT D-ARM</p> <p> Armless  T-Arm  D-Arm</p> <p> Height Adjustable Arms</p> <p>Height adjustable arms come standard with 45° inward rotation and urethane caps.</p>	<p>4. Options</p> <p>Options</p> <p>01UC UPHOLSTERED ARM CAP FOR HEIGHT ADJUSTABLE ARM</p> <p>05UC UPHOLSTERED ARM CAP FOR T-ARM +75</p> <p>07UC UPHOLSTERED ARM CAP FOR D-ARM +75</p> <p>AC BLACK PLASTIC ARM CAP FOR D-ARM +180</p> <p>CT CONTRASTING THREAD +33</p> <p>Upholstered arm caps must be leather, vinyl, or polyurethane. Height adjustment lock-out comes standard on all Sava chairs.</p>	<p>5. Caster</p> <p>Caster</p> <p>BC BLACK HARD WHEEL</p> <p>BS BLACK SOFT WHEEL +44</p> <p>CC CHROME TRIM +102</p> <p>CS CHROME TRIM SOFT WHEEL +128</p> <p>GA GLIDES W/ABS PADS +102</p> <p>GF GLIDES W/FELT PADS +102</p>	<p>6. Arm Finish</p> <p>Arm Finish</p> <p>AL POLISHED ALUMINUM</p> <p>CH CHROME +492</p> <p>BM BLACK MATTE</p> <p>Chrome finish is only available on Fixed Height D-Arms (07)</p> <p>Black Matte finish is only available on the Single Paddle control. Black Matte finish on arms is only available on Fixed Height T-Arm (05) or D-Arm (07).</p>	<p>7. Upholstery</p> <p>See general information section for details on textile program and COM/ COL information.</p>
--	--	--	---	---	---	--

Sava

HIGH BACK: EURO UPHOLSTERY BACK, EURO UPHOLSTERY SEAT

TITLE	STYLE	CTRL	ARM	HEIGHT	DIMENSIONS	YDG	SQFT	Textile Upholstery Grades				Leather Upholstery Grades													
								COM	COL	COM	COL	A	B	C	D	E	F	G	H	I	J	K	L	M	W
High Back, Euro Upholstery Back, Euro Upholstery Seat, Conference Mechanism	Armless	SV58	2	00	19W x 26.5D x 37.5-42.5H	1.7	25	2001	2083	2167	2250	2336	2424	2515	2621	2726	2842	3020	3167	3308	2807	2916	3395	3650	4082
	Adjustable Arm	SV58	2	01	27.5W x 26.5D x 37.5-42.5H	1.7	25	2473	2558	2642	2724	2811	2898	2988	3095	3198	3318	3494	3641	3782	3281	3388	3899	4153	4583
	Fixed T-Arm	SV58	2	05	27.5W x 26.5D x 37.5-42.5H	1.7	25	2246	2331	2415	2495	2582	2670	2760	2865	2972	3091	3267	3413	3555	3053	3164	3655	3911	4343
	Fixed D-Arm	SV58	2	07	23.5W x 26.5D x 37.5-42.5H	1.7	25	2170	2258	2340	2423	2511	2598	2687	2794	2898	3017	3195	3342	3484	2982	3091	3581	3837	4264
High Back, Euro Upholstery Back, Euro Upholstery Seat, Multi-Task Mechanism	Armless	SV58	4	00	19W x 26.5D x 37.5-42.5H	1.7	25	2125	2212	2294	2375	2463	2552	2641	2747	2852	2969	3147	3294	3435	2933	3042	3532	3787	4215
	Adjustable Arm	SV58	4	01	27.5W x 26.5D x 37.5-42.5H	1.7	25	2598	2685	2767	2849	2935	3026	3114	3223	3326	3441	3621	3767	3909	3406	3517	4033	4288	4716
	Fixed T-Arm	SV58	4	05	27.5W x 26.5D x 37.5-42.5H	1.7	25	2371	2458	2540	2622	2709	2798	2887	2994	3097	3215	3392	3539	3681	3179	3287	3791	4048	4476
	Fixed D-Arm	SV58	4	07	23.5W x 26.5D x 37.5-42.5H	1.7	25	2297	2385	2468	2551	2637	2726	2813	2921	3026	3143	3322	3468	3610	3105	3217	3713	3970	4397
High Back, Euro Upholstery Back, Euro Upholstery Seat, Single Paddle Mechanism	Armless	SV58	1	00	19W x 26.5D x 37.5-42.5H	1.7	25	1708	1789	1875	1956	2045	2128	2220	2326	2430	2550	2726	2872	3014	2512	2622	3083	3338	3771
	Adjustable Arm	SV58	1	01	27.5W x 26.5D x 37.5-42.5H	1.7	25	2179	2265	2346	2428	2517	2603	2694	2799	2904	3023	3199	3346	3487	2987	3096	3584	3842	4272
	Fixed T-Arm	SV58	1	05	27.5W x 26.5D x 37.5-42.5H	1.7	25	1952	2034	2120	2201	2288	2375	2465	2571	2677	2794	2971	3118	3259	2759	2866	3344	3600	4030
	Fixed D-Arm	SV58	1	07	23.5W x 26.5D x 37.5-42.5H	1.7	25	1878	1962	2048	2127	2217	2305	2392	2501	2603	2723	2900	3046	3189	2687	2794	3270	3524	3953

To Order Select Below





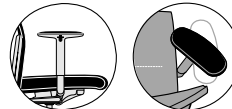
<p>1. Series/Back/Style</p>  <p>SV58</p> <p>Sava Chair High Back, Euro Upholstery Back Euro Upholstery Seat</p> 	<p>2. Control</p>  <p>Control</p> <table border="0"> <tr> <td>2</td> <td>CONFERENCE MECHANISM</td> </tr> <tr> <td>4</td> <td>MULTI-TASK MECHANISM</td> </tr> <tr> <td>1</td> <td>SINGLE PADDLE MECHANISM</td> </tr> </table> <p>Conference Adjustments Preset Recline Tension Pneumatic Seat Height Tilt Lock</p> <p>Multi-Task Adjustments 4-Position Tilt Tension Pneumatic Seat Height Tilt Lock Seat Depth</p> <p>Single Paddle Adjustments Preset Recline Tension Pneumatic Seat Height</p>	2	CONFERENCE MECHANISM	4	MULTI-TASK MECHANISM	1	SINGLE PADDLE MECHANISM	<p>3. Arm</p>  <p>Arm</p> <table border="0"> <tr> <td>00</td> <td>ARMLESS</td> </tr> <tr> <td>01</td> <td>HEIGHT ADJUSTABLE ARMS</td> </tr> <tr> <td>05</td> <td>FIXED HEIGHT T-ARM</td> </tr> <tr> <td>07</td> <td>FIXED HEIGHT D-ARM</td> </tr> </table> <div style="display: flex; justify-content: space-around; align-items: center;">  Armless  T-Arm  D-Arm </div> <div style="display: flex; justify-content: space-around; align-items: center;">  Height Adjustable Arms </div> <p>Height adjustable arms come standard with 45° inward rotation and urethane caps.</p>	00	ARMLESS	01	HEIGHT ADJUSTABLE ARMS	05	FIXED HEIGHT T-ARM	07	FIXED HEIGHT D-ARM	<p>4. Options</p>  <p>Options</p> <table border="0"> <tr> <td>01UC</td> <td>UPHOLSTERED ARM CAP FOR HEIGHT ADJUSTABLE ARM</td> <td></td> </tr> <tr> <td>05UC</td> <td>UPHOLSTERED ARM CAP FOR T-ARM</td> <td>+75</td> </tr> <tr> <td>07UC</td> <td>UPHOLSTERED ARM CAP FOR D-ARM</td> <td>+75</td> </tr> <tr> <td>AC</td> <td>BLACK PLASTIC ARM CAP FOR D-ARM</td> <td>+180</td> </tr> <tr> <td>CT</td> <td>CONTRASTING THREAD</td> <td>+33</td> </tr> </table> <p>Upholstered arm caps must be leather, vinyl, or polyurethane. Height adjustment lock-out comes standard on all Sava chairs.</p>	01UC	UPHOLSTERED ARM CAP FOR HEIGHT ADJUSTABLE ARM		05UC	UPHOLSTERED ARM CAP FOR T-ARM	+75	07UC	UPHOLSTERED ARM CAP FOR D-ARM	+75	AC	BLACK PLASTIC ARM CAP FOR D-ARM	+180	CT	CONTRASTING THREAD	+33	<p>5. Caster</p>  <p>Caster</p> <table border="0"> <tr> <td>BC</td> <td>BLACK HARD WHEEL</td> <td></td> </tr> <tr> <td>BS</td> <td>BLACK SOFT WHEEL</td> <td>+44</td> </tr> <tr> <td>CC</td> <td>CHROME TRIM</td> <td>+102</td> </tr> <tr> <td>CS</td> <td>CHROME TRIM SOFT WHEEL</td> <td>+128</td> </tr> <tr> <td>GA</td> <td>GLIDES W/ABS PADS</td> <td>+102</td> </tr> <tr> <td>GF</td> <td>GLIDES W/FELT PADS</td> <td>+102</td> </tr> </table>	BC	BLACK HARD WHEEL		BS	BLACK SOFT WHEEL	+44	CC	CHROME TRIM	+102	CS	CHROME TRIM SOFT WHEEL	+128	GA	GLIDES W/ABS PADS	+102	GF	GLIDES W/FELT PADS	+102	<p>6. Arm Finish</p>  <p>Arm Finish</p> <table border="0"> <tr> <td>AL</td> <td>POLISHED ALUMINUM</td> <td></td> </tr> <tr> <td>CH</td> <td>CHROME</td> <td>+492</td> </tr> <tr> <td>BM</td> <td>BLACK MATTE</td> <td></td> </tr> </table> <p>Chrome finish is only available on Fixed Height D-Arms (07)</p> <p>Black Matte finish is only available on the Single Paddle control. Black Matte finish on arms is only available on Fixed Height T-Arm (05) or D-Arm (07).</p>	AL	POLISHED ALUMINUM		CH	CHROME	+492	BM	BLACK MATTE		<p>7. Upholstery</p>  <p>See general information section for details on textile program and COM/ COL information.</p>
2	CONFERENCE MECHANISM																																																													
4	MULTI-TASK MECHANISM																																																													
1	SINGLE PADDLE MECHANISM																																																													
00	ARMLESS																																																													
01	HEIGHT ADJUSTABLE ARMS																																																													
05	FIXED HEIGHT T-ARM																																																													
07	FIXED HEIGHT D-ARM																																																													
01UC	UPHOLSTERED ARM CAP FOR HEIGHT ADJUSTABLE ARM																																																													
05UC	UPHOLSTERED ARM CAP FOR T-ARM	+75																																																												
07UC	UPHOLSTERED ARM CAP FOR D-ARM	+75																																																												
AC	BLACK PLASTIC ARM CAP FOR D-ARM	+180																																																												
CT	CONTRASTING THREAD	+33																																																												
BC	BLACK HARD WHEEL																																																													
BS	BLACK SOFT WHEEL	+44																																																												
CC	CHROME TRIM	+102																																																												
CS	CHROME TRIM SOFT WHEEL	+128																																																												
GA	GLIDES W/ABS PADS	+102																																																												
GF	GLIDES W/FELT PADS	+102																																																												
AL	POLISHED ALUMINUM																																																													
CH	CHROME	+492																																																												
BM	BLACK MATTE																																																													

Sava

HIGH BACK: THIN PAD BACK, THIN PAD SEAT

TITLE	STYLE	CTRL	ARM	HEIGHT	DIMENSIONS	YDG	SQFT	Textile Upholstery Grades				Leather Upholstery Grades													
								COM	COL	COM	COL	A	B	C	D	E	F	G	H	I	J	K	L	M	W
High Back, Thin Pad Back, Thin Pad Seat, Conference Mechanism	Armless	SV78	2	00	19W x 26.5D x 37.5-42.5H	2.2	40	2273	2397	2511	2624	2745	2864	2988	3139	3282	3443	3690	3893	4089	3468	3744	4362	4786	5552
	Adjustable Arm	SV78	2	01	27.5W x 26.5D x 37.5-42.5H	2.2	40	2781	2903	3017	3128	3248	3370	3494	3643	3786	3949	4194	4396	4593	3923	4201	4817	5242	6005
	Fixed T-Arm	SV78	2	05	27.5W x 26.5D x 37.5-42.5H	2.2	40	2539	2657	2774	2888	3007	3127	3250	3401	3543	3706	3952	4154	4349	3714	3990	4608	5030	5796
	Fixed D-Arm	SV78	2	07	23.5W x 26.5D x 37.5-42.5H	2.2	40	2462	2581	2696	2811	2931	3050	3173	3321	3465	3628	3873	4075	4270	3633	3911	4528	4954	5717
High Back, Thin Pad Back, Thin Pad Seat, Multi-Task Mechanism	Armless	SV78	4	00	19W x 26.5D x 37.5-42.5H	2.2	40	2411	2530	2645	2760	2878	3000	3124	3272	3414	3578	3823	4026	4221	3588	3866	4483	4907	5672
	Adjustable Arm	SV78	4	01	27.5W x 26.5D x 37.5-42.5H	2.2	40	2916	3035	3149	3268	3384	3506	3628	3776	3922	4083	4330	4531	4728	4044	4320	4939	5362	6128
	Fixed T-Arm	SV78	4	05	27.5W x 26.5D x 37.5-42.5H	2.2	40	2672	2792	2907	3022	3141	3264	3385	3536	3678	3840	4087	4290	4486	3836	4112	4730	5153	5917
	Fixed D-Arm	SV78	4	07	23.5W x 26.5D x 37.5-42.5H	2.2	40	2597	2715	2830	2946	3065	3187	3307	3455	3603	3763	4008	4211	4406	3754	4034	4652	5072	5838
High Back, Thin Pad Back, Thin Pad Seat, Single Paddle Mechanism	Armless	SV78	1	00	19W x 26.5D x 37.5-42.5H	2.2	40	1961	2080	2196	2312	2429	2552	2672	2824	2968	3128	3375	3578	3773	3173	3450	4068	4491	5257
	Adjustable Arm	SV78	1	01	27.5W x 26.5D x 37.5-42.5H	2.2	40	2467	2590	2701	2814	2934	3056	3179	3331	3474	3633	3880	4083	4279	3629	3906	4523	4948	5710
	Fixed T-Arm	SV78	1	05	27.5W x 26.5D x 37.5-42.5H	2.2	40	2224	2343	2461	2572	2694	2813	2935	3084	3229	3392	3637	3840	4035	3420	3696	4315	4736	5502
	Fixed D-Arm	SV78	1	07	23.5W x 26.5D x 37.5-42.5H	2.2	40	2148	2267	2383	2495	2618	2736	2859	3008	3150	3313	3559	3761	3956	3338	3617	4236	4779	5422

To Order Select Below

<p>1. Series/Back/Style</p> <p>SV78</p> <p>Sava Chair High Back, Thin Pad Back, Thin Pad Seat</p> 	<p>2. Control</p> <p>Control</p> <p>2 CONFERENCE MECHANISM</p> <p>4 MULTI-TASK MECHANISM</p> <p>1 SINGLE PADDLE MECHANISM</p> <p>Conference Adjustments Preset Recline Tension Pneumatic Seat Height Tilt Lock</p> <p>Multi-Task Adjustments 4-Position Tilt Tension Pneumatic Seat Height Tilt Lock Seat Depth</p> <p>Single Paddle Adjustments Preset Recline Tension Pneumatic Seat Height</p>	<p>3. Arm</p> <p>Arm</p> <p>00 ARMLESS</p> <p>01 HEIGHT ADJUSTABLE ARMS</p> <p>05 FIXED HEIGHT T-ARM</p> <p>07 FIXED HEIGHT D-ARM</p> <p> Armless  T-Arm  D-Arm</p> <p> Height Adjustable Arms</p> <p>Height adjustable arms come standard with 45° inward rotation and urethane caps.</p>	<p>4. Options</p> <p>Options</p> <p>01UC UPHOLSTERED ARM CAP FOR HEIGHT ADJUSTABLE ARM</p> <p>05UC UPHOLSTERED ARM CAP FOR T-ARM +75</p> <p>07UC UPHOLSTERED ARM CAP FOR D-ARM +75</p> <p>AC BLACK PLASTIC ARM CAP FOR D-ARM +180</p> <p>CT CONTRASTING THREAD +33</p> <p>Upholstered arm caps must be leather, vinyl, or polyurethane. Height adjustment lock-out comes standard on all Sava chairs.</p>	<p>5. Caster</p> <p>Caster</p> <p>BC BLACK HARD WHEEL</p> <p>BS BLACK SOFT WHEEL +44</p> <p>CC CHROME TRIM +102</p> <p>CS CHROME TRIM SOFT WHEEL +128</p> <p>GA GLIDES W/ABS PADS +102</p> <p>GF GLIDES W/FELT PADS +102</p>	<p>6. Arm Finish</p> <p>Arm Finish</p> <p>AL POLISHED ALUMINUM</p> <p>CH CHROME +492</p> <p>BM BLACK MATTE</p> <p>Chrome finish is only available on Fixed Height D-Arms (07)</p> <p>Black Matte finish is only available on the Single Paddle control. Black Matte finish on arms is only available on Fixed Height T-Arm (05) or D-Arm (07).</p>	<p>7. Upholstery</p> <p>See general information section for details on textile program and COM/ COL information.</p>
--	--	--	---	---	---	--