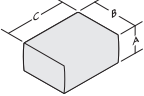
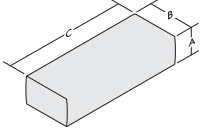
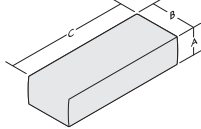
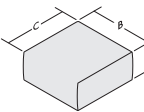
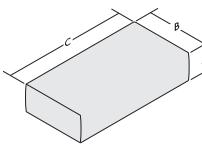
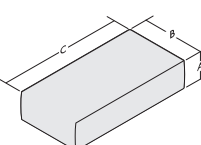
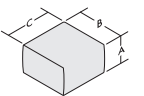
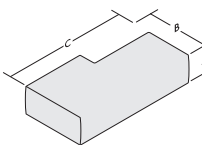
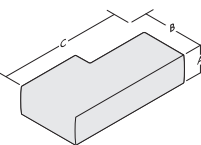
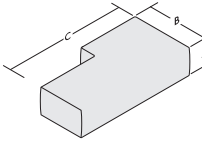
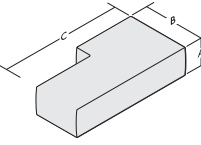


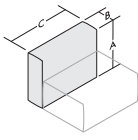
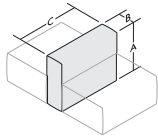
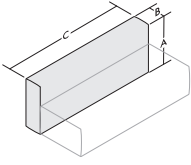
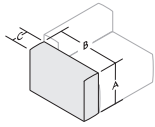
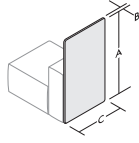
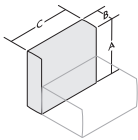
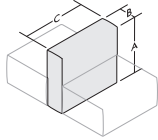
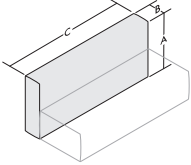
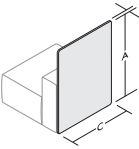
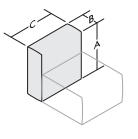
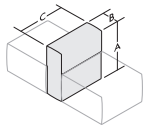
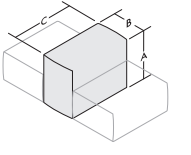
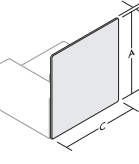
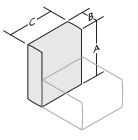
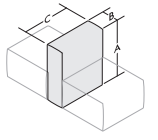
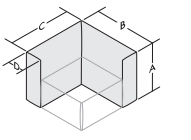
**stylex**

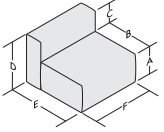
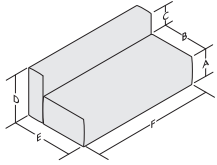
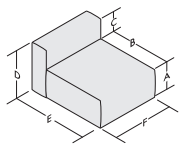
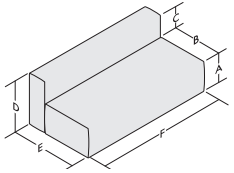
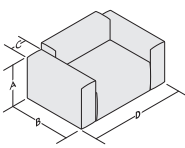
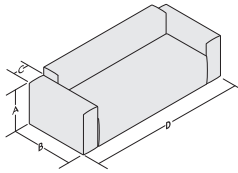
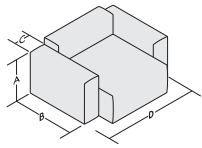
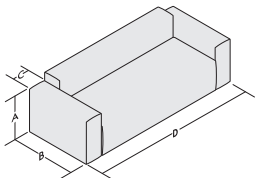
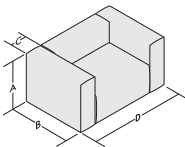
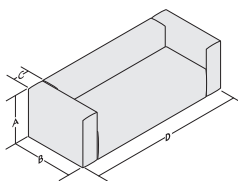
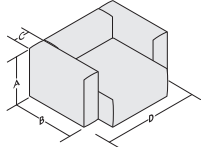
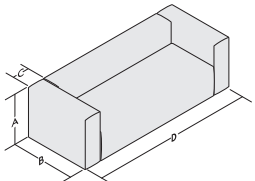
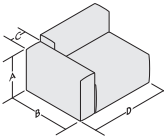
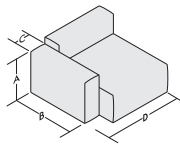
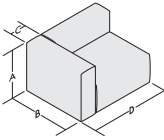
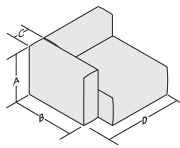
**Yoom  
Rolled  
Classic**

PRICE LIST  
Effective November 01, 2023

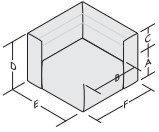
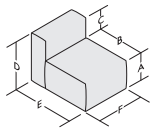
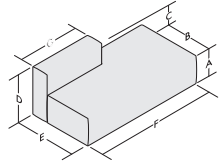
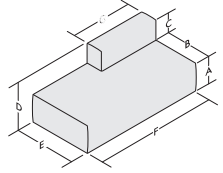
Seat	Single	Double Seat/Chaise Seat	Double Seat/Chaise Seat		General Information
<p>Dimensions/ Overview A. Height B. Depth C. Width</p>	<p><b>Seat</b> A. 15" B. 27" C. 36"</p> 	<p>Rolled Front</p> <p><b>Double Seat</b> A. 15" B. 27" C. 70"</p> 	<p>Rolled Side</p> <p><b>Double Seat</b> A. 15" B. 27" C. 70"</p> 		<p><b>Design</b> Stylex/Anthony Land</p> <p><b>Construction</b> Internal frames are built from 5/8" PS 1-09 certified plywood. All surfaces are covered with foam of varying thicknesses and densities, depending on the particular unit. Chairs incorporate Dymetrol webbing in the seat for added comfort.</p> <p><b>Ganging</b> All individual units may be connected to one another with the use of a forked latch system.</p>
<p><b>Full Seat</b> A. Height B. Depth C. Width</p>	<p><b>Single Full Seat</b> A. 15" B. 36" C. 36"</p> 	<p><b>Double Full Seat</b> A. 15" B. 36" C. 70"</p> 	<p><b>Double Full Seat</b> A. 15" B. 36" C. 70"</p> 		<p><b>Glides</b> Yoom Boxed is available with 3 glide options: plastic, rubber, and felt.</p> <p><b>Casters</b> Yoom single seats and chairs (without arms) are available with 2 caster options: hard and soft.</p> <p><b>Power</b> Optional power receptacle offers three exposed power ports: 2 USB 2.1A ports and a standard, grounded 3-prong electrical outlet.</p>
<p>A. Height B. Depth C. Width</p>	<p><b>Narrow Seat</b> A. 15" B. 27" C. 27"</p> 	<p><b>Chaise Right</b> A. 15" B. 36" C. 70"</p> 	<p><b>Chaise Right</b> A. 15" B. 36" C. 70"</p> 		<p><b>Testing</b> Manufactured to comply with ANSI/ BIFMA X5.4 Lounge Seating Tests.</p> <p><b>Environment</b> Greenguard Certified.</p>
<p>A. Height B. Depth C. Width</p>		<p><b>Chaise Left</b> A. 15" B. 36" C. 70"</p> 	<p><b>Chaise Left</b> A. 15" B. 36" C. 70"</p> 		

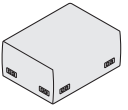




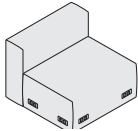
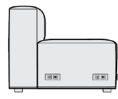

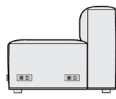
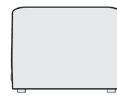
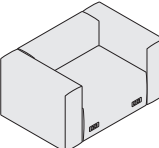


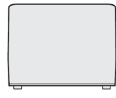

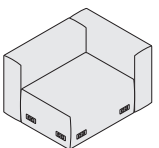




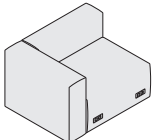




Please note that there is 1" of clearance between the floor and all Yoom components. Yoom utilizes a ganging system that causes foam compression. For precise ganged layout dimensions, please reach out to [designapplication@styleseating.com](mailto:designapplication@styleseating.com)

Dimensions / Overview	Single Back	Single Thin	Double Back	Arm	Screens	General Information
<p>A. Height B. Depth C. Width</p>	<p><b>Single Back</b> A. 26" B. 9" C. 36"</p> 	<p><b>Single Thin Back to Back</b> A. 26" B. 9" C. 36"</p> 	<p><b>Double Back</b> A. 26" B. 9" C. 70"</p> 	<p><b>Single Low Arm</b> A. 22" B. 36" C. 10.5"</p> 	<p><b>27" Privacy Screen</b> A. 45" B. 1.5" C. 25"</p> 	<p><b>Design</b> Stylex/Anthony Land</p> <p><b>Construction</b> Internal frames are built from 5/8" PS 1-09 certified plywood. All surfaces are covered with foam of varying thicknesses and densities, depending on the particular unit. Chairs incorporate Dymetrol webbing in the seat for added comfort.</p> <p><b>Ganging</b> All individual units may be connected to one another with the use of a forked latch system. Yoom utilizes a ganging system that causes foam compression. For precise ganged layout dimensions, please reach out to <a href="mailto:designapplication@styleseating.com">designapplication@styleseating.com</a></p> <p><b>Glides</b> Yoom Boxed is available with 3 glide options: plastic, rubber, and felt.</p> <p><b>Casters</b> Yoom single seats and chairs (without arms) are available with 2 caster options: hard and soft.</p> <p><b>Power</b> Optional power receptacle offers three exposed power ports: 2 USB 2.1A ports and a standard, grounded 3-prong electrical outlet.</p> <p><b>Testing</b> Manufactured to comply with ANSI/ BIFMA X5.4 Lounge Seating Tests.</p> <p><b>Environment</b> Greenguard Certified.</p>
<p>A. Height B. Depth C. Width</p>	<p><b>Single High Back</b> A. 30" B. 9" C. 36"</p> 	<p><b>Single High Thin Back to Back</b> A. 30" B. 9" C. 36"</p> 	<p><b>Double High Back</b> A. 30" B. 9" C. 70"</p> 		<p><b>36" Privacy Screen</b> A. 45" B. 1.5" C. 34"</p> 	
<p>A. Height B. Depth C. Width</p>	<p><b>Single Narrow Back</b> A. 26" B. 9" C. 27"</p> 	<p><b>Single Narrow Thin Back to Back</b> A. 26" B. 9" C. 27"</p> 	<p><b>Back to Back</b> A. 26" B. 18" C. 36"</p> 		<p><b>46" Privacy Screen</b> A. 45" B. 1.5" C. 43"</p> 	
<p>A. Height B. Depth C. Width D. Depth of back</p>	<p><b>Single Narrow High Back</b> A. 30" B. 9" C. 27"</p> 	<p><b>Single Narrow High Thin Back to Back</b> A. 30" B. 9" C. 27"</p> 	<p><b>Corner Back</b> A. 26" B. 36" C. 36" D. 9"</p> 			

Dimensions / Overview	Single Chair	Double Chair	Single Full Chair	Double Full Chair	General Information
<b>Armless Chair</b> A. Seat Height B. Seat Depth C. Back Height D. Overall Height E. Overall Depth F. Overall Width	<b>Single Chair Armless</b> A. 15" B. 7" C. 11" D. 26" E. 36" F. 36" 	<b>Double Chair Armless</b> A. 15" B. 27" C. 11" D. 26" E. 36" F. 70" 	<b>Single Full Chair Armless</b> A. 15" B. 36" C. 11" D. 26" E. 45" F. 36" 	<b>Double Full Chair Armless</b> A. 15" B. 36" C. 11" D. 26" E. 45" F. 70" 	<b>Design</b> Stylex/Anthony Land  <b>Construction</b> Internal frames are built from 5/8" PS 1-09 certified plywood. All surfaces are covered with foam of varying thicknesses and densities, depending on the particular unit. Chairs incorporate Dymetrol webbing in the seat for added comfort.
<b>Arm Low</b> A. Arm Height B. Arm Depth C. Arm Width D. Overall Width Arms	<b>Single Chair Low Arms</b> A. 22" B. 36" C. 10.5" D. 56" 	<b>Double Chair Low Arms</b> A. 22" B. 36" C. 10.5" D. 90" 	<b>Single Full Chair Low Arms</b> A. 22" B. 36" C. 10.5" D. 56" 	<b>Double Full Chair Low Arms</b> A. 22" B. 36" C. 10.5" D. 90" 	<b>Ganging</b> All individual units may be connected to one another with the use of a forked latch system. Yoom utilizes a ganging system that causes foam compression. For precise ganged layout dimensions, please reach out to designapplication@stylexseating.com  <b>Glides</b> Yoom Boxed is available with 3 glide options: plastic, rubber, and felt.
<b>Arm High</b> A. Arm Height B. Arm Depth C. Arm Width D. Overall Width Arms	<b>Single Chair High Arms</b> A. 26" B. 36" C. 10.5" D. 56" 	<b>Double Chair High Arms</b> A. 26" B. 36" C. 10.5" D. 90" 	<b>Single Full Chair High Arms</b> A. 15" B. 36" C. 10.5" D. 56" 	<b>Double Full Chair High Arms</b> A. 26" B. 36" C. 10.5" D. 90" 	<b>Casters</b> Yoom single seats and chairs (without arms) are available with 2 caster options: hard and soft.  <b>Power</b> Optional power receptacle offers three exposed power ports: 2 USB 2.1A ports and a standard, grounded 3-prong electrical outlet.
<b>Arm Low Right or Left</b> A. Arm Height B. Arm Depth C. Arm Width D. Overall Width with Arm	<b>Single Chair with Right Low Arm</b> A. 22" B. 36" C. 10.5" D. 46" 		<b>Single Full Chair with Right Low Arm</b> A. 22" B. 36" C. 10.5" D. 46" 		<b>Environment</b> Greenguard Certified.
<b>Arm High Right or Left</b> A. Arm Height B. Arm Depth C. Arm Width D. Overall Width with Arms	<b>Single Chair with Right High Arm</b> A. 26" B. 36" C. 10.5" D. 46" 		<b>Single Full Chair with Right High Arm</b> A. 26" B. 36" C. 10.5" D. 46" 		

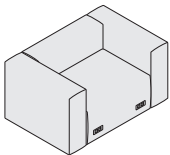
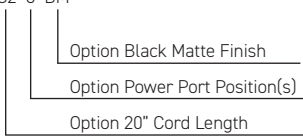
Please note that there is 1" of clearance between the floor and all Yoom components. Yoom utilizes a ganging system that causes foam compression. For precise ganged layout dimensions, please reach out to designapplication@stylexseating.com

Dimensions / Overview	Corner Chair	Single Narrow Chair	Chaise Left	Chaise Right	General Information
<p><b>Chair</b></p> <ul style="list-style-type: none"> <li>A. Seat Height</li> <li>B. Seat Depth</li> <li>C. Back Height</li> <li>D. Overall Height</li> <li>E. Overall Depth</li> <li>F. Overall Width</li> </ul>	<p><b>Corner Chair</b></p> <ul style="list-style-type: none"> <li>A. 15"</li> <li>B. 25"</li> <li>C. 11"</li> <li>D. 26"</li> <li>E. 36"</li> <li>F. 36"</li> </ul> 	<p><b>Single Narrow Chair</b></p> <ul style="list-style-type: none"> <li>A. 15"</li> <li>B. 25"</li> <li>C. 11"</li> <li>D. 26"</li> <li>E. 36"</li> <li>F. 27"</li> </ul> 	<p><b>Chaise Left</b></p> <ul style="list-style-type: none"> <li>A. 15"</li> <li>B. 25"</li> <li>C. 11"</li> <li>D. 26"</li> <li>E. 36"</li> <li>F. 70"</li> <li>G. 36"</li> </ul> 	<p><b>Chaise Right</b></p> <ul style="list-style-type: none"> <li>A. 15"</li> <li>B. 25"</li> <li>C. 11"</li> <li>D. 26"</li> <li>E. 36"</li> <li>F. 70"</li> <li>G. 36"</li> </ul> 	<p><b>Design</b> Stylex/Anthony Land</p> <p><b>Construction</b> Internal frames are built from 5/8" PS 1-09 certified plywood. All surfaces are covered with foam of varying thicknesses and densities, depending on the particular unit. Chairs incorporate Dymetrol webbing in the seat for added comfort.</p> <p><b>Ganging</b> All individual units may be connected to one another with the use of a forked latch system. Yoom utilizes a ganging system that causes foam compression. For precise ganged layout dimensions, please reach out to <a href="mailto:designapplication@stylexseating.com">designapplication@stylexseating.com</a></p> <p><b>Glides</b> Yoom Boxed is available with 3 glide options: plastic, rubber, and felt.</p> <p><b>Casters</b> Yoom single seats and chairs (without arms) are available with 2 caster options: hard and soft.</p> <p><b>Power</b> Optional power receptacle offers three exposed power ports: 2 USB 2.1A ports and a standard, grounded 3-prong electrical outlet.</p> <p><b>Testing</b> Manufactured to comply with ANSI/BIFMA X5.4 Lounge Seating Tests.</p> <p><b>Environment</b> Greenguard Certified.</p>

Dimensions / Overview	Single Chair	Double Chair	Single Full Chair	Double Full Chair	General Information
<b>Single Seat</b> 	Position 5 C15/C25 	Position 4 C14/C24 Position 3 C13/C23 	Position 2 C12/C22 Position 1 C11/C21 	Position 8 C18/C28 Position 6 C16/C26 	<b>Design</b> In-Seat Power Ports With 10' Or 20' Cord  <b>Power Port Cord Length and Harness End</b> C1X has a 10' power cord w/ NEMA 5-15P C2X has a 20' Power cord w/ NEMA 5-15P W1X 12' BX whip (for hardwiring) W1X 24' BX whip (for hardwiring)  <b>Power Port Location</b> The power port location is determined by its last digit.  <b>Examples:</b> • A C14 power port has a 10' power cord and is located on the right side of a chair, as determined from a seated position, or the right forward position of a bench. • A C21 power port has a 20' power cord and is located on the left side of a chair, as determined from a seated position, or the left forward position of a bench.  <b>Multiple power ports may be ordered per unit. The pricing shown is for each power port ordered.</b>  <b>In-Seat Power Port Finish</b> Select power port finish from one of the standard Stylex powder paints.  <b>Power In Chairs And Benches</b> Power receptacle offers three exposed power ports: 2 USB 2.1A ports and a standard, grounded 3-prong electrical outlet.
<b>Single Chair</b> 	Position 5 C15/C25 	Position 4 C14/C24 Position 3 C13/C23 	Position 2 C12/C22 Position 1 C11/C21 	Position 8 C18/C28 No Parts 	
<b>Chair w/ Arms</b> 	No Ports 	Position 3 C13/C23 	Position 2 C12/C22 No Ports 	No Ports 	
<b>Single Chair w/ Left Arm</b> 	Position 5 C15/C25 	Position 4 C14/C24 Position 3 C13/C23 	Position 2 C12/C22 No Parts 	No Parts 	
<b>Single Seat w/ Right Arm</b> 	No Ports 	Position 3 C13/C23 	Position 2 C12/C22 Position 1 C11/C21 	Position 8 C18/C28 No Ports 	

**Power Port Ordering: To Order Follow Steps 1-4**

Example: C2 3 BM



**1. Length and Harness End**

- C1X 10' cord length w/ NEMA 5-15P
- C2X 10' cord length w/ NEMA 5-15P
- W1X 12' BX whip (for hardwiring)
- W1X 24' BX whip (for hardwiring)

**2. Position**

- Position 1 thru 8
- \*See above for power port location restrictions.

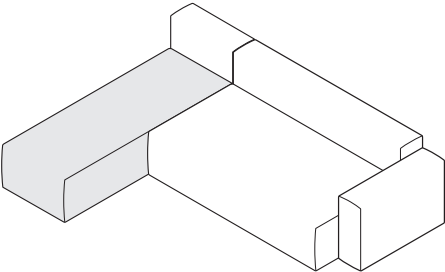
**3. Option Power Port Finish**

- |                     |                      |                     |
|---------------------|----------------------|---------------------|
| ○ BL Blue           | ○ FG Forest Green    | ○ RD Red            |
| ○ BM Black Matte    | ○ LG Light Gray      | ○ RO Red Orange     |
| ○ BR Brass          | ○ MG Meadow Green    | ○ RR Rusty Red      |
| ○ BT Black Twilight | ○ MK Milk            | ○ SB Soft Blue      |
| ○ CP Champagne      | ○ MS Metallic Silver | ○ SD Sand           |
| ○ DB Dark Bronze    | ○ NK Nickel          | ○ TC Terracotta     |
| ○ DG Dark Gray      | ○ NV Navy            | ○ TP Taupe          |
| ○ DP Dusty Pink     | ○ OR Orange          | ○ TS Textured Slate |
|                     | ○ PY Pale Yellow     | ○ YL Yellow         |

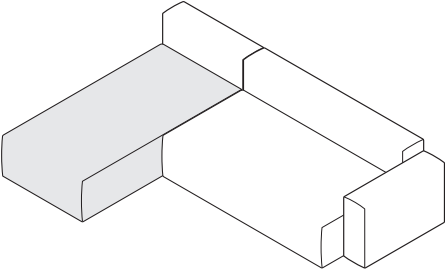
**General Information**

**Rolled Side**  
The option of a 'Rolled Side' is offered on Double Seats, Double Full Seats, Chaise Right, and Chaise Left units capping the end of a layout. Seam direction is altered from the standard 'Rolled Front' for a consistent pattern with adjacent seats. This enables striped and patterned fabrics to line up across units. Please refer to the sample layouts on this page as a reference for each 'Rolled Side' unit. Selection of rolled side units will be reviewed and suggested by Stylex per customer layout. Refer to page 8 for pricing information.

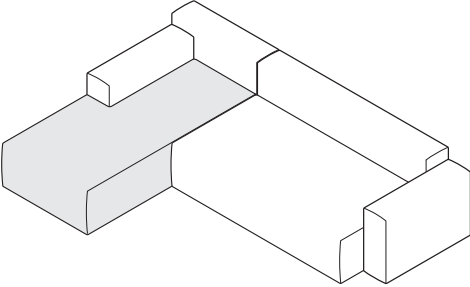
Double Seat - Rolled Side



Double Full Seat - Rolled Side

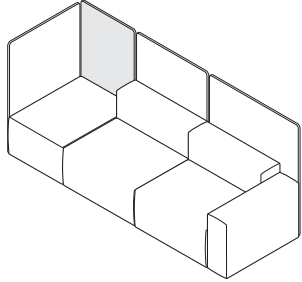


Chaise Right - Rolled Side



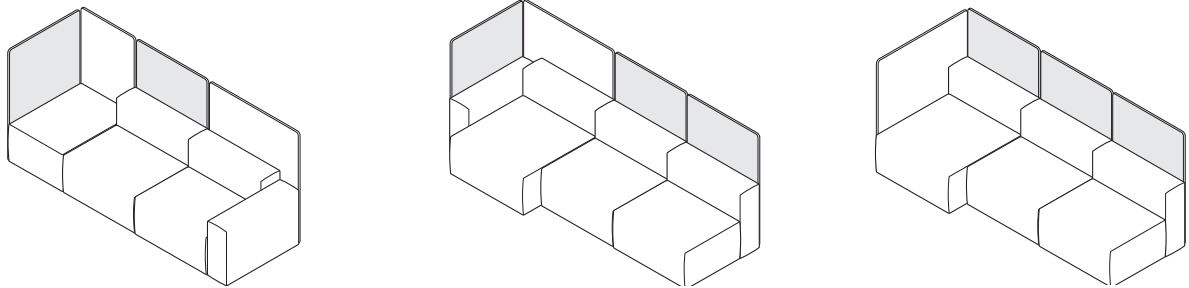
General Information

YM061 - Privacy Screen (25")

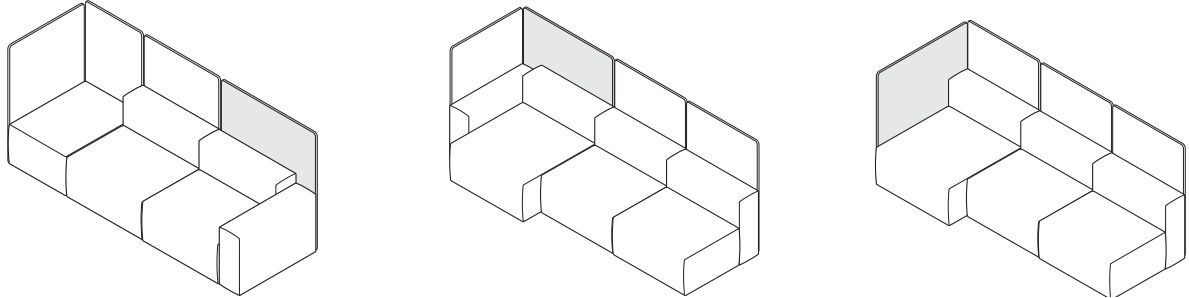


**Privacy Screens**  
Yoom Privacy Screens are field installed and can be installed on seats, backs and arms. They can be used to provide privacy and definition to the space or can be directly used as a back with throw pillows in lieu of the traditional Yoom Backs or Back to Backs. Three different privacy screen widths have been created to keep pace with the specifiers creativity.

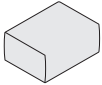
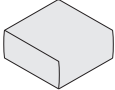

YM062 - Privacy Screens (34")



YM063 - Privacy Screens (43")





						C.O.M. Fabric Upholstery Grades													
	Series	Style	Type	Dimensions	Ydg.	C.O.M	A	B	C	D	E	F	G	H	I	J	K	L	M
 <b>Single Seat</b> Rolled Front	YM	8	11	15"H x 27"D x 36"W	2.5	1,574	1,761	1,867	1,966	2,066	2,169	2,282	2,393	2,524	2,696	2,901	3,106	3,305	3,510
 <b>Single Full Seat</b> Rolled Front	YM	8	12	15"H x 36"D x 36"L	3.3	1,874	2,130	2,270	2,406	2,545	2,683	2,836	2,990	3,170	3,404	3,682	3,961	4,237	4,514
 <b>Single Narrow Seat</b> Rolled Front	YM	8	13	15"H x 27"D x 27"L	2.0	1,275	1,430	1,512	1,593	1,675	1,760	1,853	1,944	2,051	2,193	2,359	2,526	2,692	2,860

## To Order Follow Steps 1-7

### 1. Series/Style 2. Type

**YMB**

**Yoom**  
**Rolled Front**

11 Single Seat  
12 Single Full Seat  
13 Single Narrow Seat

### 3. Seam Options

**Seam Option**

SS Single seam on all edges  
SP Pinch seam on top edges  
Single seam on side edges  
SW Standard welt cord on all edges +10% of COM List

**Decorative Stitch on top edges**  
(available on woven textiles only)

SSD1 Blanket stitch over single seam +10% of COM List  
SSD2 Zig Zag stitch over single seam +10% of COM List

Blanket    Zig Zag

Thread color must be specified.  
Reference Stylex/Stitching on [Stylexseating.com](http://Stylexseating.com) for thread colors and stitch images.

### 4. Decorative Stitch Colors

- 01 White
- 02 Natural
- 03 Lemon
- 04 Pebble Beige
- 05 Dk Mahogany
- 06 Orange
- 07 Red
- 08 Purple
- 09 Pro Blue
- 10 Navy
- 11 Olive
- 12 Dark Green
- 13 Nickel
- 14 Dark Gray
- 15 Black

### 5. Glides/Casters/Legs

**Glide Option**

PG Plastic Glide  
Recommended for easier movement on carpet.

FG Felt Glide  
Recommended for easier movement on hard floors


RG Rubber Glide  
Recommended for static positioning.

**Caster Option**

CH Hard Wheel Caster +89  
Recommended for full mobility in collaborative settings.

CS Soft Wheel Caster +89  
Recommended for full mobility in collaborative settings.

**Round Legs** +156  
Legs increase seating height by 2".  
All standard Stylex powder paints and Polished Aluminum are available leg finish choices.



### 6. Options

G Ganging +00

C1X In-seat power port with 10' power cord +435

C2X In-seat power port with 20' power cord +466

W1X 12' BX whip (for hardwiring) +1,079

W2X 24' BX whip (for hardwiring) +1,261

See Page 6 for complete information on specifying power ports.

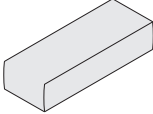
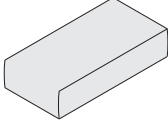
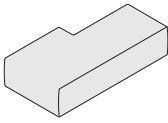
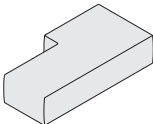
### 7. Textile

Yoom Rolled fabrics must be cut up the roll.

Yoom Rolled is designed to have a casual look and feel. It is meant to show wrinkling with most fabrics.

Refer to Stylex swatch cards and separately published in-graded fabric program to determine grades.

See General Information section in the main price list for CAL 133 Information.

						C.O.M. Fabric Upholstery Grades													
	Series	Style	Type	Dimensions	Ydg.	C.O.M	A	B	C	D	E	F	G	H	I	J	K	L	M
<b>Double Seat Rolled Side</b> 	YM	7	14	15"H x 27"D x 70"W	5.5	2,623	3,052	3,283	3,509	3,742	3,974	4,228	4,482	4,785	5,174	5,639	6,104	6,560	7,026
<b>Double Full Seat Rolled Side</b> 	YM	7	15	15"H x 36"D x 70"L	5.5	3,222	3,652	3,883	4,109	4,342	4,575	4,829	5,084	5,384	5,772	6,238	6,703	7,159	7,625
<b>Chaise Right Rolled Side</b> 	YM	7	16	15"H x 36"/27"D x 70"L	5.5	3,222	3,652	3,883	4,109	4,342	4,575	4,829	5,084	5,384	5,772	6,238	6,703	7,159	7,625
<b>Chaise Left Rolled Side</b> 	YM	7	17	15"H x 36"/27"D x 70"L	5.5	3,222	3,652	3,883	4,109	4,342	4,575	4,829	5,084	5,384	5,772	6,238	6,703	7,159	7,625

**To Order Follow Steps 1-7**

**1. Series/Style 2. Type**

Yoom Rolled Front

- 14 Double Seat
- 15 Double Full Seat
- 16 Chaise Right
- 17 Chaise Left

**3. Seam Options**


Seam Option

- SS Single seam on all edges
- SP Pinch seam on top edges
- SW Standard welt cord on all edges +10% of COM List

Decorative Stitch on top edges (available on woven textiles only)

- SSD1 Blanket stitch over single seam +10% of COM List
- SSD2 Zig Zag stitch over single seam +10% of COM List

Thread color must be specified. Reference Stylex/Stitching on [Stylexseating.com](http://Stylexseating.com) for thread colors and stitch images.



Blanket Zig Zag

**4. Decorative Stitch Colors 5. Glides/Casters/Legs**

- 01 White
- 02 Natural
- 03 Lemon
- 04 Pebble Beige
- 05 Dk Mahogany
- 06 Orange
- 07 Red
- 08 Purple
- 09 Pro Blue
- 10 Navy
- 11 Olive
- 12 Dark Green
- 13 Nickel
- 14 Dark Gray
- 15 Black

Glide Option

- PG Plastic Glide  
Recommended for easier movement on carpet.
- FG Felt Glide  
Recommended for easier movement on hard floors
- RG Rubber Glide  
Recommended for static positioning.

L1 Round Legs +156  
Legs increase seating height by 2". All standard Stylex powder paints and Polished Aluminum are available leg finish choices.

**6. Options**

- G Ganging +00
- C1X In-seat power port with 10' power cord +435
- C2X In-seat power port with 20' power cord +466
- W1X 12' BX whip (for hardwiring) +1,079
- W2X 24' BX whip (for hardwiring) +1,261

See Page 6 for complete information on specifying power ports.

**7. Textile**

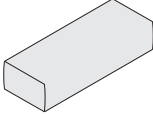
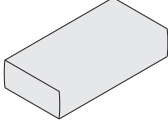
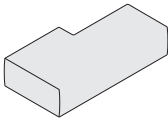
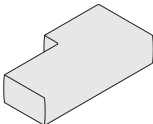
Yoom Rolled fabrics must be cut up the roll.

Yoom Rolled is designed to have a casual look and feel. It is meant to show wrinkling with most fabrics.

Refer to Stylex swatch cards and separately published in-graded fabric program to determine grades.

See General Information section in the main price list for CAL 133 Information.



						C.O.M. Fabric Upholstery Grades													
	Series	Style	Type	Dimensions	Ydg.	C.O.M	A	B	C	D	E	F	G	H	I	J	K	L	M
 <p><b>Double Seat Rolled Front</b></p>	YM	8	14	15"H x 27"D x 70"W	4.3	2,623	2,958	3,141	3,315	3,495	3,676	3,875	4,076	4,307	4,612	4,975	5,338	5,693	6,056
 <p><b>Double Full Seat Rolled Front</b></p>	YM	8	15	15"H x 36"D x 70"L	4.3	3,222	3,557	3,740	3,913	4,095	4,277	4,475	4,675	4,907	5,212	5,574	5,938	6,294	6,657
 <p><b>Chaise Right Rolled Front</b></p>	YM	8	16	15"H x 36"/27"D 70"L	5.0	3,222	3,616	3,830	4,037	4,251	4,465	4,700	4,934	5,211	5,570	5,997	6,424	6,845	7,272
 <p><b>Chaise Left Rolled Front</b></p>	YM	8	17	15"H x 36"/27"D x 70"L	5.0	3,222	3,616	3,830	4,037	4,251	4,465	4,700	4,934	5,211	5,570	5,997	6,424	6,845	7,272

**To Order Follow Steps 1-7**

**1. Series/Style 2. Type**

- YMB
- Yoom Rolled Front
- 14 Double Seat
- 15 Double Full Seat
- 16 Chaise Right
- 17 Chaise Left

**3. Seam Options**

- Seam Option
- SS Single seam on all edges
- SP Pinch seam on top edges
- SW Standard welt cord on all edges +10% of COM List

**Decorative Stitch on top edges**  
(available on woven textiles only)

- SSD1 Blanket stitch over single seam +10% of COM List
- SSD2 Zig Zag stitch over single seam +10% of COM List



Thread color must be specified.  
Reference Stylex/Stitching on [Stylexseating.com](http://Stylexseating.com) for thread colors and stitch images.

**4. Decorative Stitch Colors**

- 01 White
- 02 Natural
- 03 Lemon
- 04 Pebble Beige
- 05 Dk Mahogany
- 06 Orange
- 07 Red
- 08 Purple
- 09 Pro Blue
- 10 Navy
- 11 Olive
- 12 Dark Green
- 13 Nickel
- 14 Dark Gray
- 15 Black

**5. Glides/Casters/Legs**

- Glide Option**
- PG Plastic Glide  
Recommended for easier movement on carpet.
- FG Felt Glide  
Recommended for easier movement on hard floors
- RG Rubber Glide  
Recommended for static positioning.
- L1 Round Legs** +156  
Legs increase seating height by 2".  
All standard Stylex powder paints and Polished Aluminum are available leg finish choices.

**6. Options**

- G Ganging +00
- C1X In-seat power port with 10' power cord +435
- C2X In-seat power port with 20' power cord +466
- W1X 12' BX whip (for hardwiring) +1,079
- W2X 24' BX whip (for hardwiring) +1,261
- See Page 6 for complete information on specifying power ports.

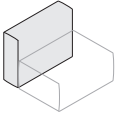
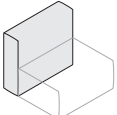
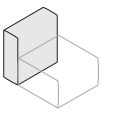
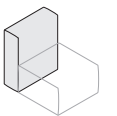
**7. Textile**

Yoom Rolled fabrics must be cut up the roll.

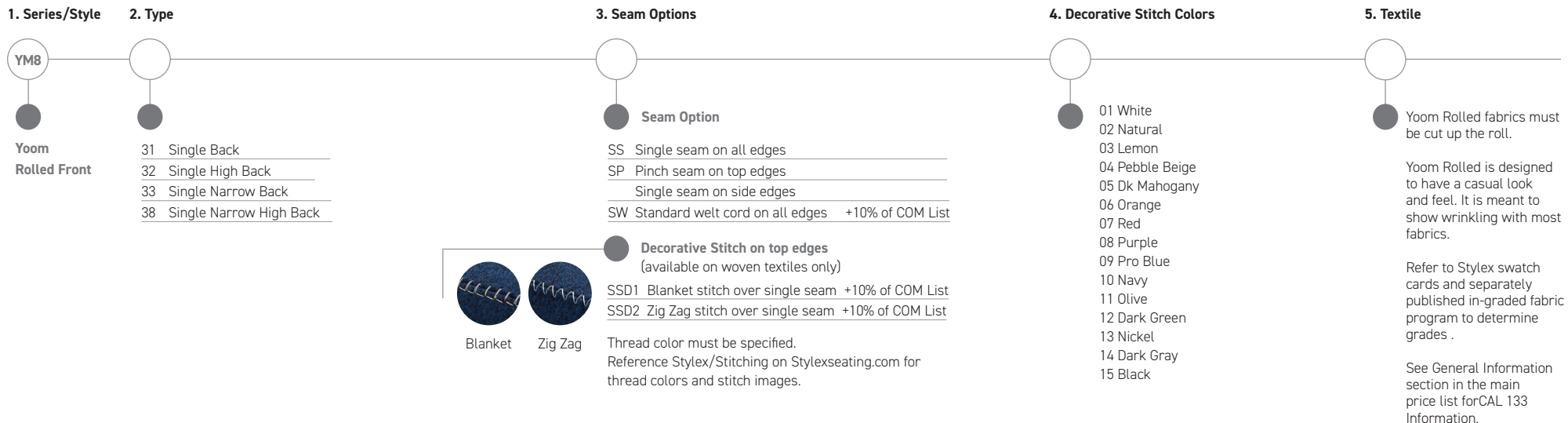
Yoom Rolled is designed to have a casual look and feel. It is meant to show wrinkling with most fabrics.

Refer to Stylex swatch cards and separately published in-graded fabric program to determine grades.

See General Information section in the main price list for CAL 133 Information.

						C.O.M. Fabric Upholstery Grades													
	Series	Style	Type	Dimensions	Ydg.	C.O.M	A	B	C	D	E	F	G	H	I	J	K	L	M
 <b>Single Back Rolled Front</b>	YM	8	31	26"H x 9"D x 36"W	2.1	899	1,063	1,150	1,235	1,324	1,412	1,511	1,605	1,720	1,869	2,044	2,223	2,397	2,570
 <b>Single High Back Rolled Front</b>	YM	8	32	30"H x 9"D x 36"W	2.3	974	1,156	1,252	1,346	1,444	1,542	1,647	1,757	1,882	2,044	2,242	2,435	2,628	2,823
 <b>Single Narrow Back Rolled Front</b>	YM	8	33	26"H x 9"D x 27"W	1.7	825	988	1,074	1,160	1,250	1,337	1,435	1,531	1,645	1,796	1,970	2,148	2,322	2,496
 <b>Single Narrow High Back Rolled Front</b>	YM	8	38	30"H x 9"D x 27"W	1.8	974	1,110	1,185	1,258	1,332	1,407	1,488	1,571	1,667	1,790	1,940	2,087	2,234	2,382

**To Order Follow Steps 1-5**



						C.O.M. Fabric Upholstery Grades													
Series	Style	Type	Dimensions	Ydg.	C.O.M.	A	B	C	D	E	F	G	H	I	J	K	L	M	
Single Thin Back to Back Rolled Front	YM	8	39	25"H x 25"DD x 38 1/2"W	2.5	1,089	1,253	1,806	1,388	1,828	1,963	2,652	2,750	2,826	2,978	2,598	2,339	2,945	2,029
Single High Thin Back to Back Rolled Front	YM	8	40	36"H x 9"DD x 38 1/2"W	3.3	1,860	1,879	2,062	2,594	2,846	2,389	2,802	2,937	2,065	2,020	2,203	2,593	2,736	2,980
Single Narrow Thin Back to Back Rolled Front	YM	8	43	25"H x 25"DD x 27 1/2"W	2.6	1,029	1,281	1,238	1,298	1,882	1,592	1,699	1,374	1,868	1,782	2,084	2,028	2,358	2,883
Single Narrow High Thin Back to Back Rolled Front	YM	8	42	30"H x 9"D x 27"W	1.8	1,200	1,336	1,411	1,484	1,556	1,632	1,713	1,797	1,891	2,016	2,166	2,312	2,458	2,608

To Order Follow Steps 1-5

**1. Series/Style**

YM8

Yoom Rolled Front

**2. Type**

11 Single Thin Back to Back

12 Single High Thin Back to Back

13 Single Narrow Thin Back to Back

42 Single Narrow High Thin Back to Back

**3. Seam Options**

Seam Option

Single seam on all edges

Double seam on top edges

Double seam on side edges

Weld cord on all edges +10% of COM List

**4. Decorative Stitch Options**

01 White

02 Natural

03 Single seam on all edges

04 Pebble Ridge seam on top edges

05 Dk Mahogany seam on side edges

06 Orange

07 Red

08 Purple

09 Pro Blue

10 Navy

11 Olive

12 Dark Green

13 Nickel

14 Dark Gray

15 Black

**5. Glides/Casters/Legs**

Seam Option

PG Plastic Glide

PG Felt Glide

CH Hard Wheel Caster

CS Soft Wheel Caster

PS Stylex Legs

**4. Decorative Stitch Options**

01 White

02 Natural

03 Lemo Ganging

04 Pebble Ridge in-seat power port

05 Dk Mahogany with 10' power cord

06 Orange C2X In-seat power port

07 Red with 20' power cord

08 Purple W1X 12' BX whip

09 Pro Blue (for hardwiring)

10 Navy W2X 24' BX whip

11 Olive

12 Dark Green (for hardwiring)

13 Nickel

14 Dark Gray

15 Black

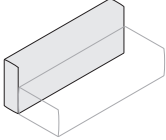
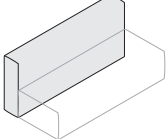
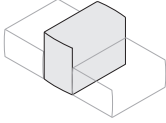
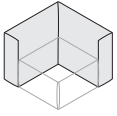
**5. Textile**

Yoom Rolled fabrics must be cut up the roll.

Yoom Rolled is designed to have a casual look and feel. It is meant to show wrinkling with most fabrics.

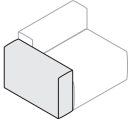
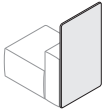
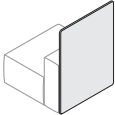
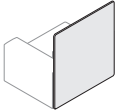
Refer to Stylex swatch cards and separately published in-graded fabric program to determine grades.

See General Information section in the main price list for CAL 133 Information.

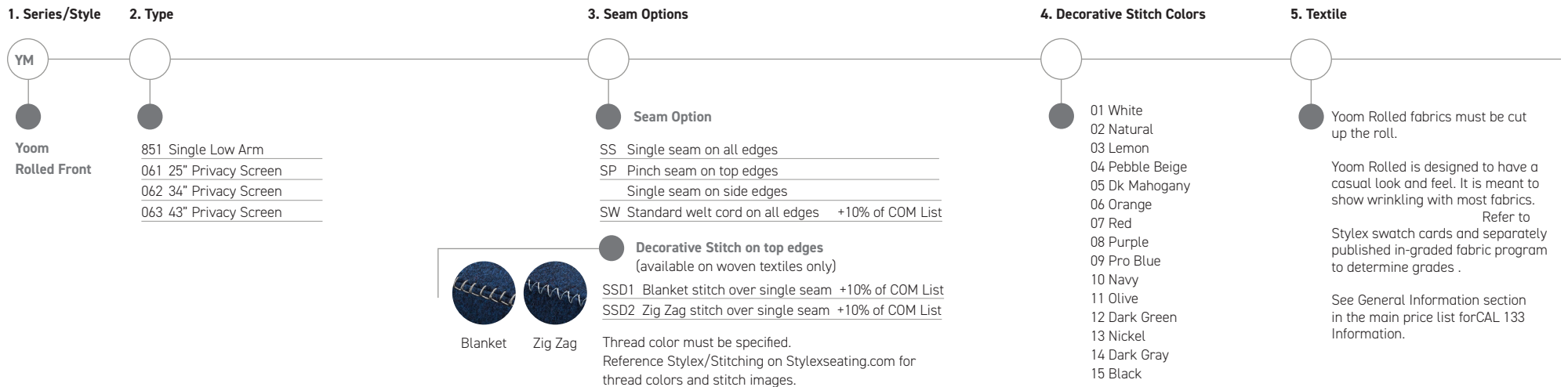
						C.O.M. Fabric Upholstery Grades													
	Series	Style	Type	Dimensions	Ydg.	C.O.M	A	B	C	D	E	F	G	H	I	J	K	L	M
 <p><b>Double Back Rolled Front</b></p>	YM	8	34	26"H x 9"D x 70"W	4.1	1,649	1,967	2,138	2,306	2,477	2,647	2,836	3,027	3,247	3,537	3,880	4,224	4,562	4,906
 <p><b>Double High Back Rolled Front</b></p>	YM	8	35	30"H x 9"D x 70"W	4.7	1,874	2,231	2,430	2,619	2,813	3,007	3,221	3,437	3,689	4,015	4,405	4,796	5,180	5,571
 <p><b>Single Back to Back Rolled Front</b></p>	YM	8	36	26"H x 18"D x 36"W	3.2	1,200	1,447	1,581	1,712	1,848	1,983	2,130	2,279	2,453	2,679	2,947	3,218	3,484	3,752
 <p><b>Corner Back Rolled Front</b></p>	YM	8	37	26"H x 36"D x 36"W	3.3	1,349	1,616	1,759	1,897	2,042	2,187	2,343	2,504	2,689	2,931	3,218	3,506	3,791	4,079

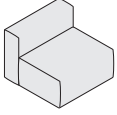
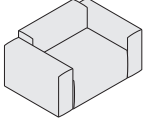
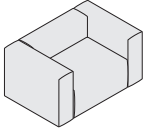
**To Order Follow Steps 1-5**



						C.O.M. Fabric Upholstery Grades													
	Series	Style	Type	Dimensions	Ydg.	C.O.M	A	B	C	D	E	F	G	H	I	J	K	L	M
 <b>Single Low Arm Rolled Front</b>	YM	8	51	22"H x 10.5"D x 34"W	1.9	750	896	974	1,050	1,130	1,208	1,295	1,384	1,485	1,617	1,775	1,933	2,087	2,246
 <b>25" Privacy Screen</b>	YM	0	61	45"H x 1.5"D x 25"W	2.2	1,049	1,221	1,314	1,405	1,497	1,591	1,692	1,796	1,913	2,069	2,254	2,440	2,623	2,809
 <b>34" Privacy Screen</b>	YM	0	62	45"H x 1.5"D x 34"W	3.0	1,349	1,579	1,706	1,828	1,953	2,079	2,217	2,354	2,517	2,726	2,978	3,229	3,476	3,726
 <b>43" Privacy Screen</b>	YM	0	63	45"H x 1.5"D x 43"W	3.8	1,649	1,940	2,098	2,250	2,409	2,567	2,741	2,915	3,119	3,382	3,699	4,015	4,326	4,641

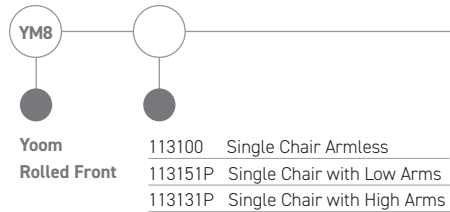
**To Order Follow Steps 1-5**



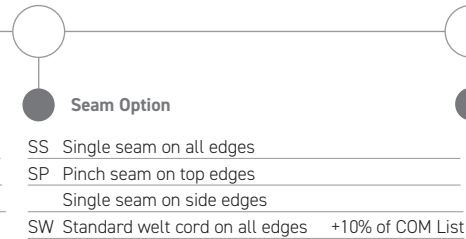
						C.O.M. Fabric Upholstery Grades													
	Series	Style	Type	Dimensions	Ydg.	C.O.M	A	B	C	D	E	F	G	H	I	J	K	L	M
 <p><b>Single Chair Armless Rolled Front</b></p>	YM	8	113100	26"H x 36"D x 36"W	4.4	2,473	2,824	3,017	3,201	3,390	3,581	3,793	3,998	4,244	4,565	4,945	5,329	5,702	6,080
 <p><b>Single Chair with Low Arms Rolled Front</b></p>	YM	8	113151P	26"H x 36"D x 56"W	8.0	3,973	4,616	4,965	5,301	5,650	5,997	6,383	6,766	7,214	7,799	8,495	9,195	9,876	10,572
 <p><b>Single Chair with High Arms Rolled Front</b></p>	YM	8	113131P	26"H x 36"D x 56"W	8.5	4,271	4,950	5,317	5,671	6,038	6,405	6,815	7,208	7,684	8,303	9,033	9,775	10,496	11,220

To Order Follow Steps 1-5

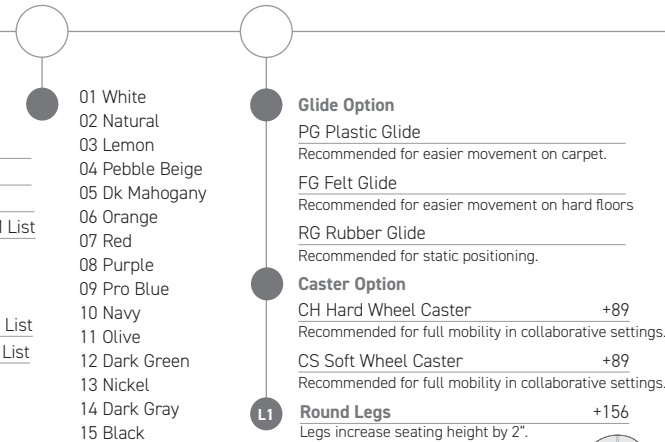
1. Series/Style 2. Type



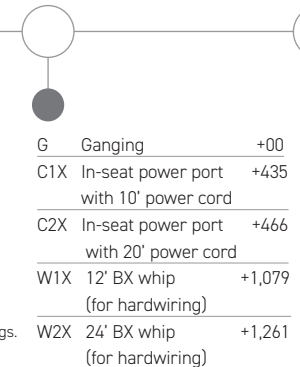
3. Seam Options



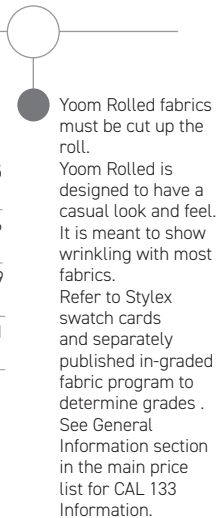
4. Decorative Stitch Colors 5. Glides/Casters/Legs



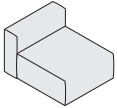
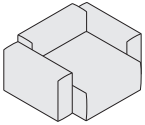
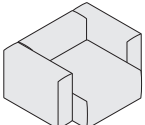
6. Options



7. Textile

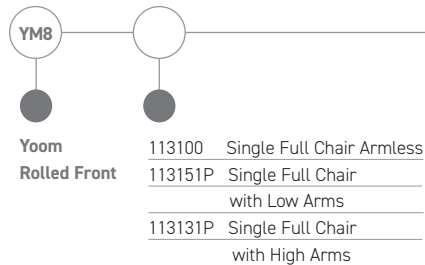




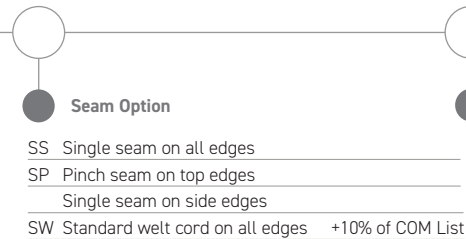
						C.O.M. Fabric Upholstery Grades													
	Series	Style	Type	Dimensions	Ydg.	C.O.M	A	B	C	D	E	F	G	H	I	J	K	L	M
 <p><b>Single Full Chair Armless</b> Rolled Front</p>	YM	8	123100	26"H x 45"D x 36"W	5.3	2,773	3,193	3,420	3,641	3,869	4,095	4,347	4,595	4,890	5,273	5,726	6,184	6,634	7,084
 <p><b>Single Full Chair with Low Arms</b> Rolled Front</p>	YM	8	123151P	26"H x 45"D x 56"W	8.8	4,273	4,985	5,368	5,741	6,129	6,511	6,937	7,363	7,860	8,507	9,276	10,050	10,808	11,576
 <p><b>Single Full Chair with High Arms</b> Rolled Front</p>	YM	8	123131P	26"H x 45"D x 56"W	9.4	4,571	5,319	5,720	6,111	6,517	6,919	7,369	7,805	8,330	9,011	9,814	10,630	11,428	12,224

To Order Follow Steps 1-5

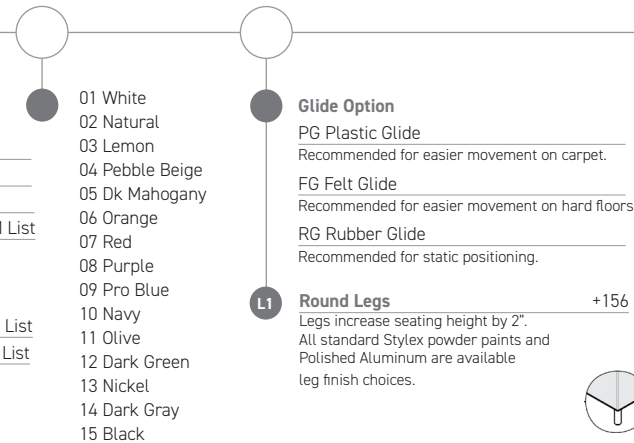
1. Series/Style 2. Type



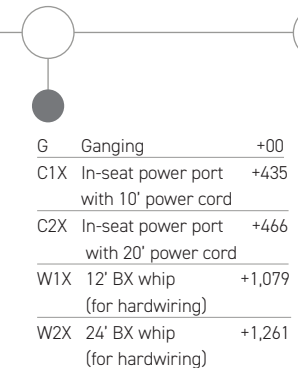
3. Seam Options



4. Decorative Stitch Colors 5. Glides/Casters/Legs

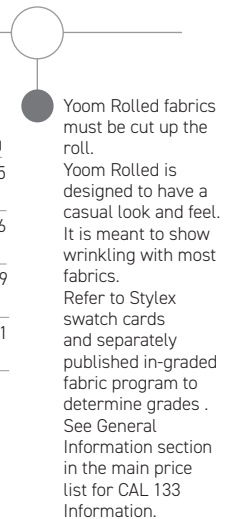


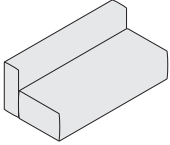
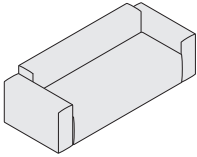
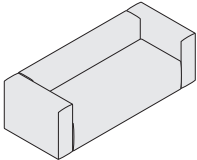
6. Options



See Page 6 for complete information on specifying power ports.

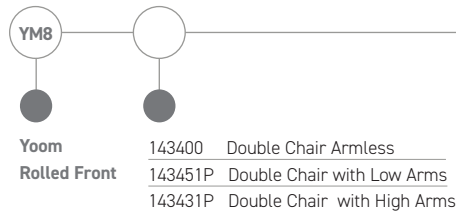
7. Textile



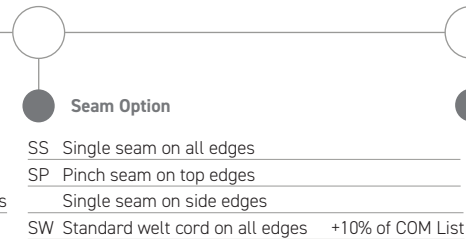
						C.O.M. Fabric Upholstery Grades														
	Series	Style	Type	Dimensions	Ydg.	C.O.M	A	B	C	D	E	F	G	H	I	J	K	L	M	
	Double Chair Armless Rolled Front	YM	8	143400	26"H x 36"D x 70"W	8.3	4,272	4,925	5,279	5,621	5,972	6,323	6,711	7,103	7,554	8,149	8,855	9,562	10,255	10,962
	Double Chair with Low Arms Rolled Front	YM	8	143451P	26"H x 36"D x 90"W	11.9	5,772	6,717	7,227	7,721	8,232	8,739	9,301	9,871	10,524	11,383	12,405	13,428	14,429	15,454
	Double Chair with High Arms Rolled Front	YM	8	143431P	26"H x 36"D x 90"W	12.3	6,070	7,051	7,579	8,091	8,620	9,147	9,733	10,313	10,994	11,887	12,943	14,008	15,049	16,102

To Order Follow Steps 1-5

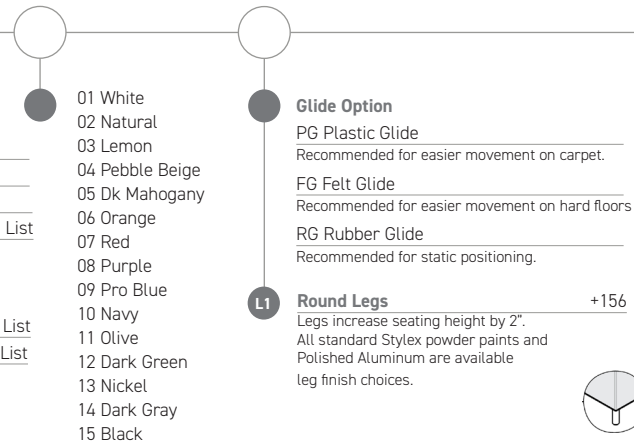
1. Series/Style 2. Type



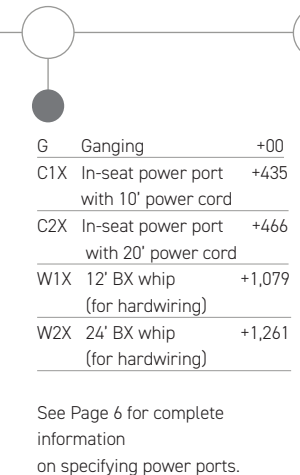
3. Seam Options



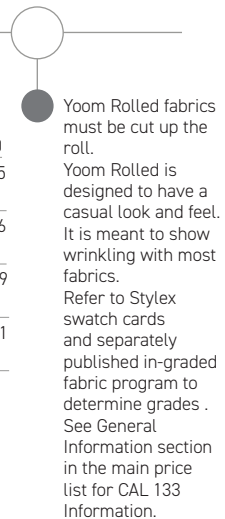
4. Decorative Stitch Colors 5. Glides/Casters/Legs

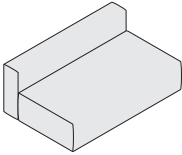
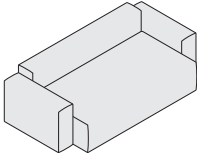
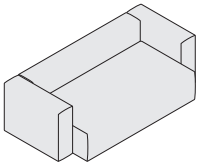


6. Options




7. Textile





						C.O.M. Fabric Upholstery Grades													
	Series	Style	Type	Dimensions	Ydg.	C.O.M	A	B	C	D	E	F	G	H	I	J	K	L	M
 <p><b>Double Full Chair Armless Rolled Front</b></p>	YM	8	153400	26"H x 45"D x 70"W	9.4	4,871	5,524	5,878	6,219	6,572	6,924	7,311	7,702	8,154	8,749	9,454	10,162	10,856	11,563
 <p><b>Double Full Chair with Low Arms Rolled Front</b></p>	YM	8	153451P	26"H x 45"D x 90"W	13.0	6,371	7,316	7,826	8,319	8,832	9,340	9,901	10,470	11,124	11,983	13,004	14,028	15,030	16,055
 <p><b>Double Full Chair with High Arms Rolled Front</b></p>	YM	8	153431P	26"H x 45"D x 90"W	13.5	6,669	7,650	8,178	8,689	9,220	9,748	10,333	10,912	11,594	12,487	13,542	14,608	15,650	16,703

**To Order Follow Steps 1-5**

**1. Series/Style 2. Type**


- 

**Yoom Rolled Front**
  - 


Blanket
  - 

Zig Zag
- |         |                                  |
|---------|----------------------------------|
| 153400  | Double Full Chair Armless        |
| 153451P | Double Full Chair with Low Arms  |
| 153431P | Double Full Chair with High Arms |

**3. Seam Options**

- 

**Seam Option**



  - SS Single seam on all edges
  - SP Pinch seam on top edges  
Single seam on side edges
  - SW Standard welt cord on all edges +10% of COM List
- 

**Decorative Stitch on top edges**  
(available on woven textiles only)


  - SSD1 Blanket stitch over single seam +10% of COM List
  - SSD2 Zig Zag stitch over single seam +10% of COM List

Thread color must be specified.  
Reference Stylex/Stitching on Stylexseating.com for thread colors and stitch images.

**4. Decorative Stitch Colors 5. Glides/Casters/Legs**



- 
  - 01 White
  - 02 Natural
  - 03 Lemon
  - 04 Pebble Beige
  - 05 Dk Mahogany
  - 06 Orange
  - 07 Red
  - 08 Purple
  - 09 Pro Blue
  - 10 Navy
  - 11 Olive
  - 12 Dark Green
  - 13 Nickel
  - 14 Dark Gray
  - 15 Black
- 

**Glide Option**

  - PG Plastic Glide  
Recommended for easier movement on carpet.
  - FG Felt Glide  
Recommended for easier movement on hard floors
  - RG Rubber Glide  
Recommended for static positioning.
- 

**Round Legs** +156  
Legs increase seating height by 2".  
All standard Stylex powder paints and Polished Aluminum are available leg finish choices.

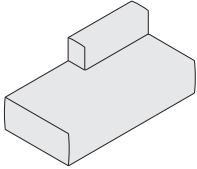
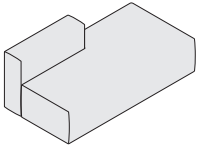
**6. Options**

- 
  - G Ganging +00
  - C1X In-seat power port with 10' power cord +435
  - C2X In-seat power port with 20' power cord +466
  - W1X 12' BX whip (for hardwiring) +1,079
  - W2X 24' BX whip (for hardwiring) +1,261
- 

See Page 6 for complete information on specifying power ports.

**7. Textile**

Yoom Rolled fabrics must be cut up the roll. Yoom Rolled is designed to have a casual look and feel. It is meant to show wrinkling with most fabrics. Refer to Stylex swatch cards and separately published in-graded fabric program to determine grades. See General Information section in the main price list for CAL 133 Information.

						C.O.M. Fabric Upholstery Grades														
	Series	Style	Type	Dimensions	Ydg.	C.O.M	A	B	C	D	E	F	G	H	I	J	K	L	M	
	Chaise Right	YM	8	1631	26"H x 36"D x 70"W	7.2	4,121	4,679	4,980	5,272	5,575	5,877	6,211	6,539	6,931	7,439	8,041	8,647	9,242	9,842
	Rolled Front																			
	Chaise Left	YM	8	1731	26"H x 36"D x 70"W	7.2	4,121	4,679	4,980	5,272	5,575	5,877	6,211	6,539	6,931	7,439	8,041	8,647	9,242	9,842
	Rolled Front																			

To Order Follow Steps 1-5

**1. Series/Style**

YM9

Yoom  
Rolled Front

**2. Type**

1631 Chaise Right  
1731 Chaise Left

**3. Seam Options**



Seam Option

- SS Single seam on all edges
- SP Pinch seam on top edges  
Single seam on side edges
- SW Standard welt cord on all edges +10% of COM List

Decorative Stitch on top edges  
(available on woven textiles only)

- SSD1 Blanket stitch over single seam +10% of COM List
- SSD2 Zig Zag stitch over single seam +10% of COM List

Thread color must be specified.  
Reference Stylex/Stitching on Stylexseating.com for thread colors and stitch images.

Blanket      Zig Zag

**4. Decorative Stitch Colors**


- 01 White
- 02 Natural
- 03 Lemon
- 04 Pebble Beige
- 05 Dk Mahogany
- 06 Orange
- 07 Red
- 08 Purple
- 09 Pro Blue
- 10 Navy
- 11 Olive
- 12 Dark Green
- 13 Nickel
- 14 Dark Gray
- 15 Black

**5. Glides/Casters/Legs**

Glide Option

- PG Plastic Glide  
Recommended for easier movement on carpet.
- FG Felt Glide  
Recommended for easier movement on hard floors
- RG Rubber Glide  
Recommended for static positioning.

L1 Round Legs +156  
Legs increase seating height by 2".  
All standard Stylex powder paints and Polished Aluminum are available leg finish choices.



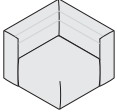
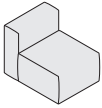
**6. Options**

- G Ganging +00
- C1X In-seat power port with 10' power cord +435
- C2X In-seat power port with 20' power cord +466
- W1X 12' BX whip +1,079  
(for hardwiring)
- W2X 24' BX whip +1,261  
(for hardwiring)

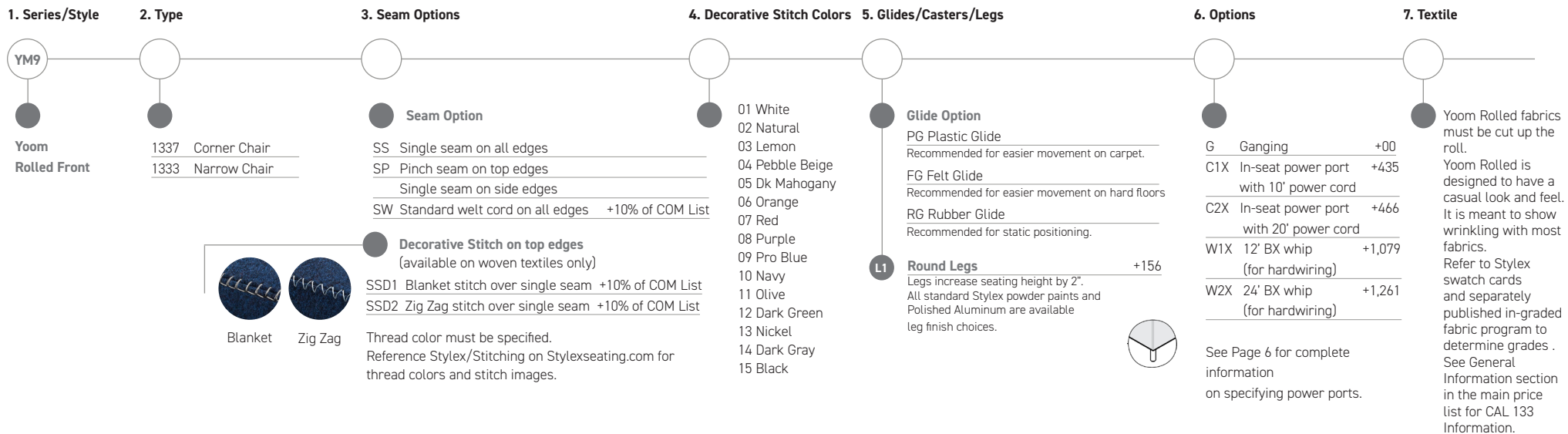
See Page 6 for complete information on specifying power ports.

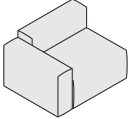
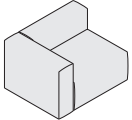
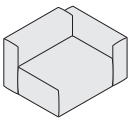
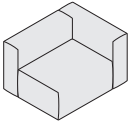
**7. Textile**

Yoom Rolled fabrics must be cut up the roll.  
Yoom Rolled is designed to have a casual look and feel. It is meant to show wrinkling with most fabrics.  
Refer to Stylex swatch cards and separately published in-graded fabric program to determine grades.  
See General Information section in the main price list for CAL 133 Information.

						C.O.M. Fabric Upholstery Grades														
	Series	Style	Type	Dimensions	Ydg.	C.O.M	A	B	C	D	E	F	G	H	I	J	K	L	M	
	Corner Chair		Boxed Front Single Narrow Seat																	
	YM	9	13	26"H x 36"D x 36"W	1.7	1,275	1,405	1,473	1,541	1,612	1,681	1,757	1,832	1,923	2,040	2,179	2,319	2,456	2,595	
	Narrow Chair Rolled Front		Rolled Front Corner Back																	
	YM	8	37	26"H x 36"D x 36"W	3.3	1,349	1,616	1,759	1,897	2,042	2,187	2,343	2,504	2,689	2,931	3,218	3,506	3,791	4,079	
	YM	8	1333	26"H x 36"D x 27"W	4.0	2,100	2,418	2,586	2,753	2,925	3,097	3,288	3,475	3,696	3,989	4,329	4,674	5,014	5,356	

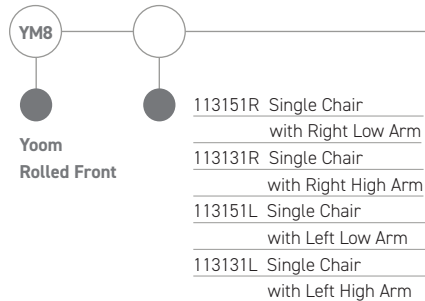
## To Order Follow Steps 1-5



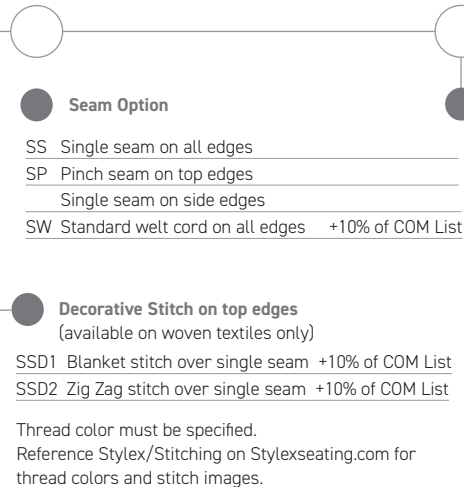
						C.O.M. Fabric Upholstery Grades													
	Series	Style	Type	Dimensions	Ydg.	C.O.M	A	B	C	D	E	F	G	H	I	J	K	L	M
 <b>Single Chair with Right Low Arm</b> Rolled Front	YM	8	113151R	26"H x 36"D x 46"W	6.2	3,223	3,720	3,991	4,251	4,520	4,789	5,088	5,382	5,729	6,182	6,720	7,262	7,789	8,326
 <b>Single Chair with Right High Arm</b> Rolled Front	YM	8	113131R	26"H x 36"D x 46"W	6.4	3,372	3,887	4,167	4,436	4,714	4,993	5,304	5,603	5,964	6,434	6,989	7,552	8,099	8,650
 <b>Single Chair with Left Low Arm</b> Rolled Front	YM	8	113151L	26"H x 36"D x 46"W	6.2	3,223	3,720	3,991	4,251	4,520	4,789	5,088	5,382	5,729	6,182	6,720	7,262	7,789	8,326
 <b>Single Chair with Left High Arm</b> Rolled Front	YM	8	113131L	26"H x 36"D x 46"W	6.4	3,372	3,887	4,167	4,436	4,714	4,993	5,304	5,603	5,964	6,434	6,989	7,552	8,099	8,650

To Order Follow Steps 1-5

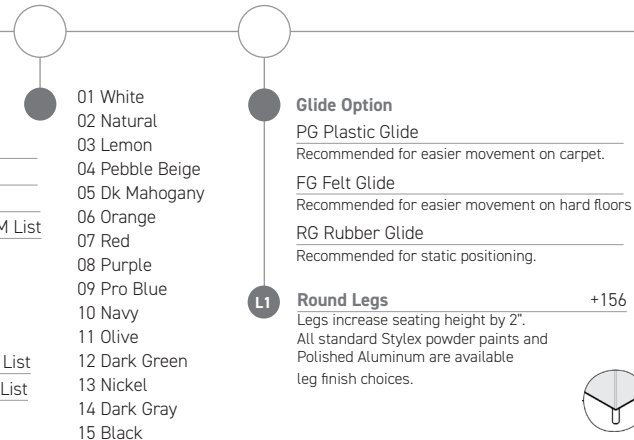
1. Series/Style 2. Type



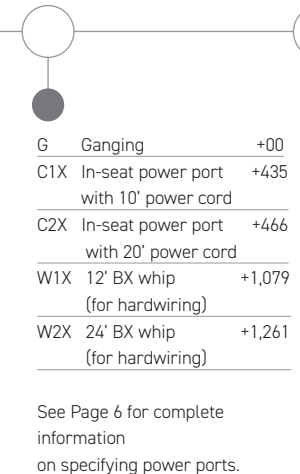
3. Seam Options



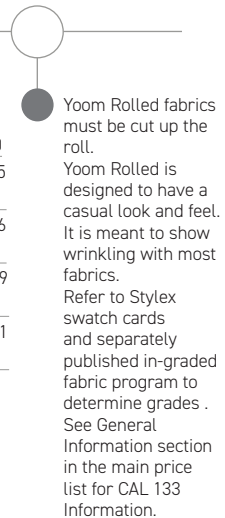
4. Decorative Stitch Colors 5. Glides/Casters/Legs

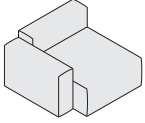
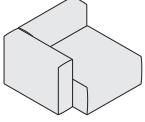
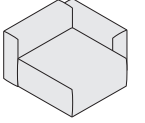
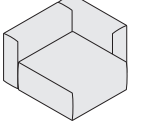


6. Options



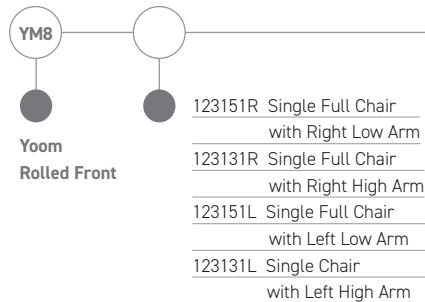
7. Textile



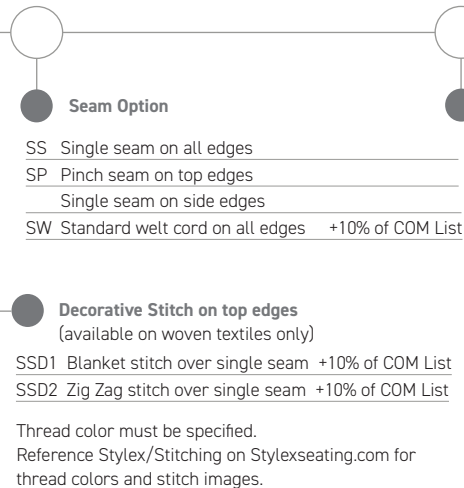
						C.O.M. Fabric Upholstery Grades													
	Series	Style	Type	Dimensions	Ydg.	C.O.M	A	B	C	D	E	F	G	H	I	J	K	L	M
 <b>Single Full Chair with Right Low Arm</b> Rolled Front	YM	8	123151R	26"H x 45"D x 46"W	7.0	3,523	4,089	4,394	4,691	4,999	5,303	5,642	5,979	6,375	6,890	7,501	8,117	8,721	9,330
 <b>Single Full Chair with Right High Arm</b> Rolled Front	YM	8	123131R	26"H x 45"D x 46"W	7.3	3,672	4,256	4,570	4,876	5,193	5,507	5,858	6,200	6,610	7,142	7,770	8,407	9,031	9,654
 <b>Single Full Chair with Left Low Arm</b> Rolled Front	YM	8	123151L	26"H x 45"D x 46"W	7.0	3,523	4,089	4,394	4,691	4,999	5,303	5,642	5,979	6,375	6,890	7,501	8,117	8,721	9,330
 <b>Single Full Chair with Left High Arm</b> Rolled Front	YM	8	123131L	26"H x 45"D x 46"W	7.3	3,672	4,256	4,570	4,876	5,193	5,507	5,858	6,200	6,610	7,142	7,770	8,407	9,031	9,654

**To Order Follow Steps 1-5**

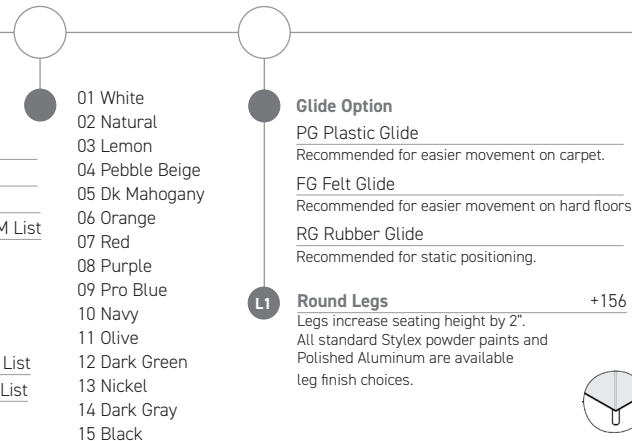
**1. Series/Style 2. Type**



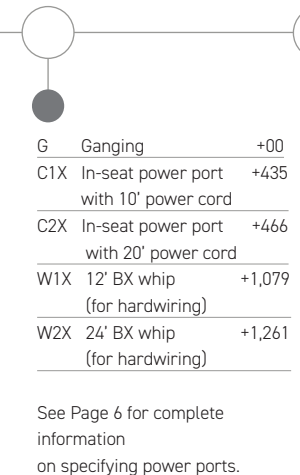
**3. Seam Options**



**4. Decorative Stitch Colors 5. Glides/Casters/Legs**



**6. Options**



**7. Textile**

