

stylex

Cove Lounge

PRICE LIST

Effective November 01, 2023

General Information

GENERAL INFORMATION

Terms
Net 30 days from date of invoice,
F. O. B . Delanco, New Jersey.

Damaged Shipments
All Stylex products are carefully inspected before they are packed in sturdy cartons designed to satisfy shipping requirements. Stylex is not responsible for damage in shipment. The transportation company assumes responsibility for delivering products to you in good condition when the bill of lading is signed. You protect yourself by refusing shipments showing damage or shortage until transportation company has noted on the delivery sheet the extent of damage or shortage. Concealed damage should be reported to the carrier as soon as discovered, but not later than 15 days after receiving shipment.

Return/Restocking Policy
Return shipments will not be accepted unless specifically authorized by Stylex in writing. The Return Authorization number should be clearly marked on the carton. The customer returning Stylex products is responsible for return shipping costs. Merchandise must be returned unused. Returned merchandise is subject to a 35% restocking fee.

Custom Products
Modifications to standard products will be considered for large runs. Contact factory for price quotations.

Design Changes
In keeping with modern manufacturing advances, Stylex reserves the right to incorporate minor modifications and design changes in products without notice.

Cancellation Policy
No charge prior to production except for inventory specifically requisitioned to fulfill the particular order. After production has begun, only actual costs incurred, including labor and material, will be billed to the customer.

WARRANTY

Except as provided below, Stylex warrants exclusively to the original Purchaser of our product that all parts, under normal use and service, will be free from defects in workmanship and material for a period of ten (10) years from the date of purchase. "Normal use and service" means that the product will be used in a typical office environment for 40-45 hours per week.

This warranty is subject to the following limitations, exclusions and provisions:

Limitations involving materials and components:

Wood components of plywood stacking chairs
(such as Brooks and Welcome)
5 years

Upholstery
(including mesh used for Click, F4, Insight, and Zephyr Mesh)
3 years

SAVA Mesh
10 years

COM Upholstery
No warranty
Stylex makes every effort to ensure that the COM Upholstery it approves is suitable for the intended use. Nevertheless, we will not warrant, and assume no responsibility for, the durability or tailoring quality of any COM or COL . If you have any concerns about the ultimate appearance of any covering, please order an upholstered sample.

Painted Stack Chair Frames
No Warranty
We will not warrant the finish of painted stack chair frames against damage from stacking. Please order chrome frames for chairs that will be stacked.

Felt Glides
No warranty
Due to the different surfaces on which felt glides may be used, we cannot warrant their durability over time.

If this product fails during normal use and service within the applicable warranty period (other than through normal wear and tear), please send a description of the relevant part and the nature of the defect, together with proof of purchase of the product, to Stylex at: Customer Service. c/o Stylex, P.O. Box 5038, Delanco, NJ 08075. PLEASE DO NOT RETURN PARTS OR THE PRODUCT TO STYLEX UNLESS INSTRUCTED TO DO SO BY STYLEX. Stylex will, at its option, either repair or replace the product or the part found defective by Stylex completely without charge for materials or labor. Purchaser may be required (at the option of Stylex) to return to Stylex at Purchaser's expense any defective part with all freight or shipping charges prepaid. The foregoing warranty shall be void if the product has been altered or repaired (other than by Stylex). The warranty does not cover damage to the product caused by accident, neglect, misuse, abuse, modification to the product by anyone other than Stylex or damage caused by use of the product for a purpose other than that for which it was designed. This warranty extends only to the original Purchaser of the product.

No Other Warranties
This warranty is in lieu of all other warranties, expressed or implied, including, but not limited to, implied warranties of merchantability and fitness for a particular purpose. The rights and remedies provided herein are the exclusive rights and remedies of the original purchaser of the product.

No Liability For Damages
In no event shall Stylex or its suppliers be responsible or liable for any special, indirect, consequential, or incidental damages. In no event shall the liability of Stylex exceed the actual purchase price paid to Stylex for the product.

Out of Warranty Products
For all products no longer covered by our warranty, please refer to our Design for Durability and Upgradability Policy. Contact Customer Service if you would like to purchase any replaceable components to further extend the life of any Stylex seating product. This warranty applies to all Stylex products purchased on April 13, 2018, and thereafter.

PRODUCT TAKE BACK PROGRAM

In order to be good stewards of our products, Stylex offers a pathway towards a Product Take Back Program as a more viable solution to the end of our products' originally intended life.

Stylex supports the sustainable programs of ANEW and offers their added value to our clients through a comprehensive take-back solution for surplus office furniture and materials of any kind, in any condition. ANEW is a 501(c)(3) non-profit organization that exists to provide companies with smart, cost effective alternatives for their surplus furniture and other items with the priority of matching it to non- profits, public agencies and the underserved, within the local community of the project site. Corporate Social Responsibility is raised while the impact on the environment is lowered by diverting products and materials otherwise destined for landfill.

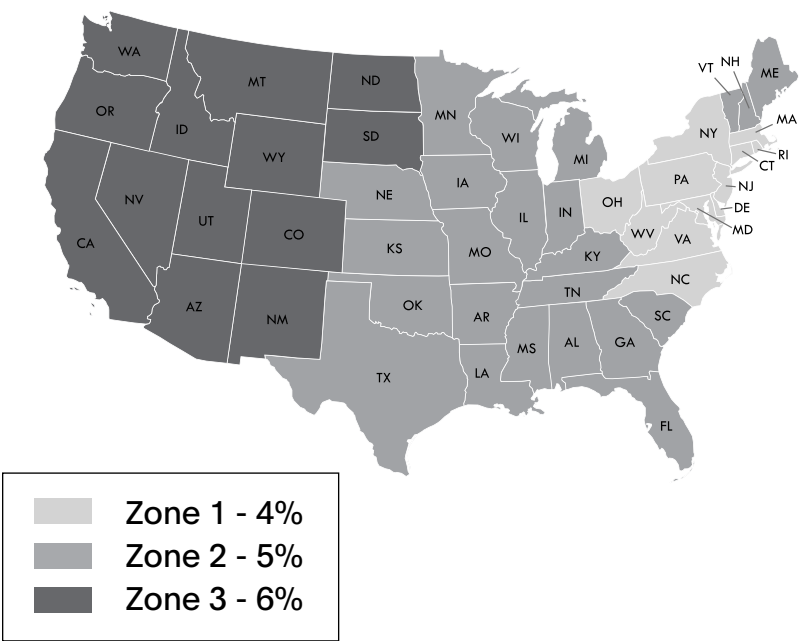
Stylex is proud to offer ANEW to customers dedicated to strengthening their community network by repurposing their furniture, fixtures and architectural materials to those in need. In 2014, Stylex committed to making this relationship a part of our strategic sales strategy. Visit www.anewfound.org to find out more.

To initiate a Product Take Back strategy through ANEW, contact Stylex Customer Service at 800-257-5742.

For other end of life recovery options, please see our Product Disassembly Instructions and End of Life Recovery Options documents available on our website in the resources section of each product in our line.

FREIGHT PROGRAM

Stylex offers a Guaranteed Freight Program, which provides the purchaser the ability to determine shipping and handling charges at the time of order. Freight charges will be calculated as a percentage of the net product price and added to the invoice at the time of shipment. The continental United States has been divided into three zones. Please use the map below to determine the freight charges for the product's destination. There is a minimum freight charge of \$150.



ZONE 1 - 4%	ZONE 2 - 5%	ZONE 3 - 6%
Connecticut	Alabama	Arizona
Delaware	Arkansas	California
New York	Canada, Ontario	Colorado
New Jersey	Canada, Quebec	Idaho
Maryland	Florida	Montana
Massachusetts	Georgia	Nevada
North Carolina	Iowa	New Mexico
Ohio	Illinois	North Dakota
Pennsylvania	Indiana	Oregon
Rhode Island	Kansas	South Dakota
Virginia	Kentucky	Utah
Washington D.C.	Louisiana	Washington
West Virginia	Nebraska	Wyoming
	New Hampshire	Quote Per Project
	Maine	Alaska
	Michigan	Hawaii
	Minnesota	Canada
	Missouri	(outside Ontario
	Mississippi	& Quebec)
	South Carolina	Mexico
	Tennessee	
	Texas	
	Vermont	
	Wisconsin	

General Information

TEXTILE PARTNERS & APPROVALS

Textile Partners
To customize your furniture performance needs and design vision, Stylex offers a wide selection of in-graded leathers and textiles from Grades A through Y. We’ve partnered with leading manufacturers on the options, focusing on color, price, durability, and construction. To view our partners and explore our digital carded program with broadly approved textiles, visit [this page](#). We stand by these textiles: They’re tried and tested, and will effortlessly fit into any design aesthetic.

Textile Approvals
To view Stylex Approved Textile documents to determine specific product approval status, visit [this page](#).

CAL 117 AND 133 COMPLIANCE

CAL 117-2013
All Stylex seating satisfies the requirements of CAL 117-2013 so long as one of our standard or in-graded fabrics is applied. COM textiles cannot be so guaranteed. Please contact the supplier of COM's directly to determine the fire retardancy of any COM supplied to us.

CAL 133
Most Stylex seating can be ordered to meet the requirements of CAL 133. When ordering, simply specify “CAL 133 compliance required”. The upcharge for this option is \$54 list per yard. Please refer to the COM yardage of each model to determine the number of yards required. We do frequently require full-scale burn tests in order to certify CAL 133 before an order will be accepted. Such burn tests may increase normal lead times and do carry additional charges. Please contact customer service for details.

CUSTOMER’S OWN MATERIAL/LEATHER

Customer’s own material (COM) and customer’s own leather (COL) will generally be upholstered at the price designated in each product’s price list. Please be advised, however, that we specifically reserve the right to charge a higher price when we determine that special circumstances, such as unusual repeats or challenging materials, present themselves. All orders for custom coverings must be approved by Stylex before they will be accepted for production. To submit proposed textile for approval, please use the COM form [here](#).

Special Note:
We assume no responsibility for the durability or tailoring quality of any COM or COL. Directional covers in particular may not meet your satisfaction due to the design of certain products. Please be advised that COM and COL orders are not subject to return. If you have doubts about the ultimate appearance of certain coverings, please order a sample done with that specific COM or COL. In addition, while we inspect fabrics for mill imperfections, some are difficult to recognize. We cannot be responsible for defects, color inaccuracies, dye lot variations, or other flaws.

Under no circumstances will we be responsible for COM shortages, flaws, or other such problems. Finally, it is not our responsibility to police the receipt of COM’s in order to meet delivery deadlines, and we assume our customers are aware of any undue delay in the shipment of their COM fabrics.

COM fabric and COL leather should be sent prepaid to: Stylex
Attn: COM/COL - [Your PO #]
740 Coopertown Road
Delanco, NJ 08075

Clearly mark fabric or leather with the dealers name, purchase order number, and furniture model number of the item to be covered. Actual furniture orders should include the same information, as well as a description of the fabric or leather, including pattern and color number, in order to provide a cross reference.

Yardage requirements shown in the price list are based on non-directional goods of 54” width. Fabrics less than 54" wide or those requiring matching (stripes, prints, or large patterned designs) call for additional yardage. We will be happy to supply yardage requirements for large quantities where economies may be realized.

Add the following yardage for stripes, plaids, or patterns with repeats:

Fabric Width	Plain Fabric	2-14" Repeat	15-24" Repeat	25-27" Repeat	28-36" Repeat
54"	0%	10%	15%	20%	25%
50"	10%	20%	25%	30%	35%
48"	15%	25%	30%	35%	40%
45"	40%	50%	55%	60%	65%
36"	50%	60%	65%	70%	75%

COM/COL FORM

To avoid delay in processing COM orders we request that you submit a sample of your COM fabric stapled to this form which can be downloaded [here](#). If a fabric has a stripe or design, the size of the repeat should be indicated. Please indicate the fabric supplier’s name, fabric number, and color. Also indicate the Stylex product on which the fabric will be used.

The fabric supplier must indicate on his shipping labels the dealer name and purchase order number as well as the Stylex model number.

Please Note:
No order may be entered into production or have a shipping date assigned until all related COM is received at the factory.



CENTER OF STRIPE OR DESIGN

TOP OF CHAIR	TOP OF CHAIR
--------------	--------------

1. Size of Repeat
2. Fabric Supplier
3. Fabric Number
4. Color
5. Stylex Product

Cove Lounge

Contents



























COLORS, MATERIALS, AND FINISHES	5	CHAIR: FOUR-BLADE ALUMINUM BASE	9
STATEMENT OF LINE	6	CHAIR: FOUR-BLADE WOOD CAPPED BASE	10
DIMENSIONS	7	CHAIR: SLED BASE	11
HOW TO ORDER	8	CHAIR: WOOD LEG	12
		OTTOMAN	13

CLICK THE TITLES ABOVE TO NAVIGATE THROUGH THE DOCUMENT
PRODUCT HEADERS ON SUBSEQUENT PAGES LINK BACK TO THIS PAGE



Cove Lounge

COLORS, MATERIALS, AND FINISHES

POWDER PAINT FRAME FINISHES

									
MILK (MK)	SAND (SD)	PALE YELLOW (PY)	YELLOW (YL)	ORANGE (OR)	TERRACOTTA (TC)	RED (RD)	RED ORANGE (RO)	RUSTY RED (RR)	DUSTY PINK (DP)
									
MEADOW GREEN (MG)	FOREST GREEN (FG)	SOFT BLUE (SB)	BLUE (BL)	NAVY (NV)	LIGHT GRAY (LG)	CHAMPAGNE (CP)	METALLIC SILVER (MS)	NICKEL (NK)	BRASS (BR)
									
TAUPE (TP)	DARK BRONZE (DB)	DARK GRAY (DG)	TEXTURED SLATE (TS)	BLACK TWILIGHT (BT)	BLACK MATTE (BM)				

POLISHED METAL FRAME FINISH

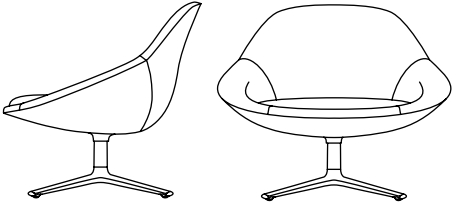
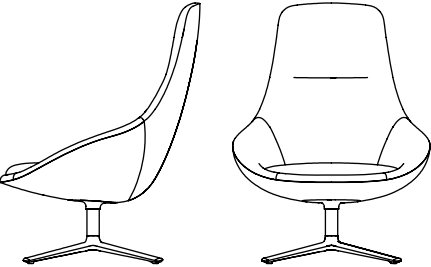
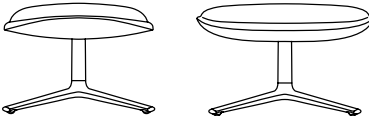
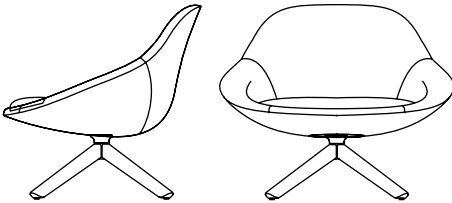
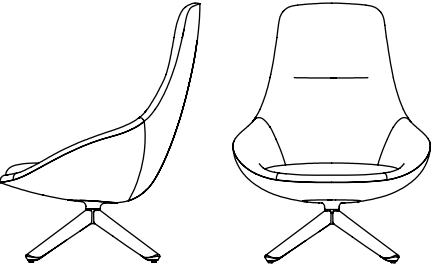
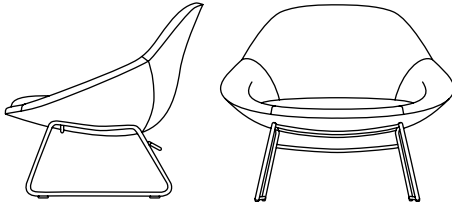

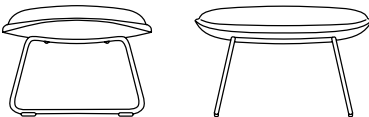
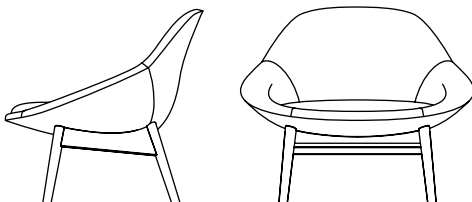

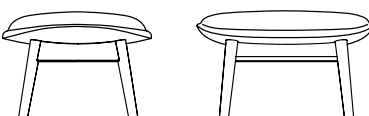
	
POLISHED AL (AL)	BRIGHT CHROME (CH)

WOOD LEG FINISH

		
NATURAL MAPLE (83)	WHITE OAK (81)	WALNUT (85)
		
OPAQUE BLACK (87)		

Cove Lounge

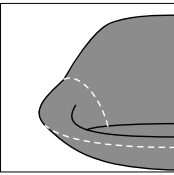
SPECIFICATION GUIDE: STATEMENT OF LINE

OVERVIEW	LOUNGE	HIGH BACK	OTTOMAN
Four-Blade Aluminum Base Fixed-Height Swivel Fixed-Height Swivel Return Fixed-Height No Swivel			
Four-Blade Wood Capped Base Fixed-Height Swivel Fixed-Height No Swivel			
Sled Base			
Wood Leg			

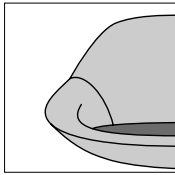
OPTIONS

Upholstery and Accessories

Contrasting Thread



Dual Upholstered Seat and Shell



PRODUCT INFORMATION

Design

Stylex/Brandon Walker

Construction - Chairs

The lounge and high back chairs consist of a rigid, plant-based polyurethane structure, overlaid with soft, molded foam.

Construction - Ottoman

The ottoman consists of a rigid, plant-based polyurethane shell and bent plywood seat, overlaid with soft, molded foam.

Construction - Bases

Sled frames consist of ½" diameter steel rod and can be ordered in bright chrome or powder coat. Four-Blade bases are cast aluminum and can be polished or powder coated. Four-Blade wood capped bases consist of wood legs attached to a powder coated steel frame.

Use

Designed for indoor use only.

Performance Standards

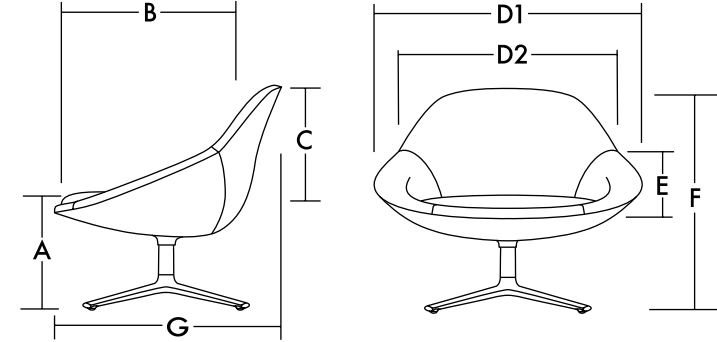
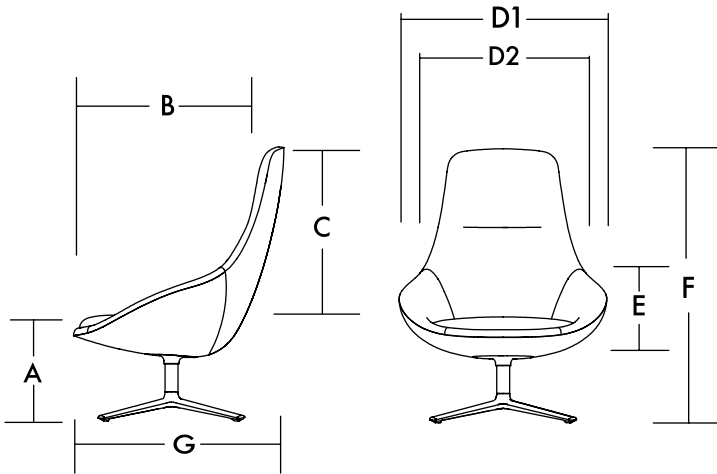
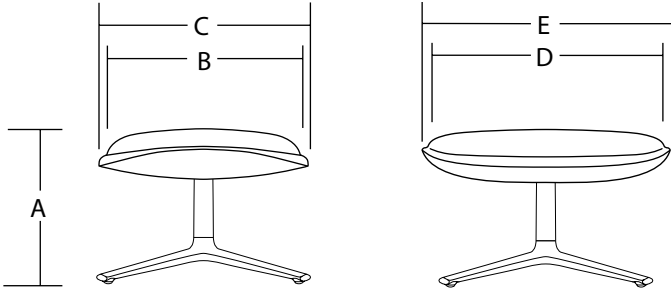
Manufactured to comply with:
ANSI/BIFMA X5.4 Lounge Seating Tests

Certifications

GREENGUARD Gold
LEVEL® 1

Cove Lounge

SPECIFICATION GUIDE: DIMENSIONS

OVERVIEW		LOUNGE				HIGH BACK			
<div>Dimensions A. Seat Height B. Seat Depth C. Back Height D1. Armless Overall Width D2. Seat Width E. Arm Height F. Maximum Overall Height G. Overall Depth</div>		Four-Blade Aluminum A. 16" B. 20.5" C. 18" D1. 36" D2. 25" E. 7" F. 30" G. 30.5"	Four-Blade Wood Capped A. 16" B. 20.5" C. 18" D1. 36" D2. 25" E. 7" F. 30" G. 30.5"	Sled A. 16" B. 20.5" C. 18" D1. 36" D2. 25" E. 7" F. 30" G. 30.5"	Wood Leg A. 16" B. 20.5" C. 18" D1. 36" D2. 25" E. 7" F. 30" G. 30.5"	Four-Blade Aluminum A. 16" B. 20.5" C. 30" D1. 32" D2. 22.5" E. 8" F. 42" G. 32.5"	Four-Blade Wood Capped A. 16" B. 20.5" C. 30" D1. 32" D2. 22.5" E. 8" F. 42" G. 32.5"	Sled A. 16" B. 20.5" C. 30" D1. 32" D2. 22.5" E. 8" F. 42" G. 32.5"	Wood Leg A. 16" B. 20.5" C. 30" D1. 32" D2. 22.5" E. 8" F. 42" G. 32.5"
									
<div>Ottoman A. Seat Height B. Seat Depth C. Overall Depth D. Seat Width E. Overall Width</div>		Four-Blade Aluminum A. 15.5" B. 18.75" C. 20.5" D. 23.375" E. 24.5"	Sled A. 15.5" B. 18.75" C. 20.5" D. 23.375" E. 24.5"	Wood Leg A. 15.5" B. 18.75" C. 20.5" D. 23.375" E. 24.5"					

Cove Lounge

SPECIFICATION GUIDE: HOW TO ORDER

MODEL CODE BREAKDOWN

Sample Model Code: CV470DF1CT81BLCOM

1. Series

2. Style/Base

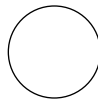
3. Dual Upholstery

4. Options


5. Wood Finish

6. Frame Finish

7. Upholstery



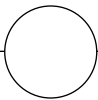
CV



470



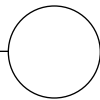
Choose style/base.



DF1



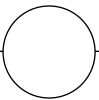
Choose dual upholstery.



CT



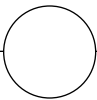
Choose options.



81



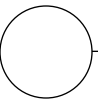
Choose wood finish.



BL



Choose frame finish.



COM



Choose upholstery grade,
highest grade in the case of
dual upholstery option.

Series

CV – COVE LOUNGE

Frame/Base

470 – LOUNGE CHAIR, FOUR-BLADE CAST ALUMINUM BASE, FIXED-HEIGHT SWIVEL
471 – LOUNGE CHAIR, FOUR-BLADE CAST ALUMINUM BASE, FIXED-HEIGHT 360° SWIVEL RETURN
472 – LOUNGE CHAIR, FOUR-BLADE CAST ALUMINUM BASE, FIXED-HEIGHT NO SWIVEL
450 – LOUNGE CHAIR, WOOD CAPPED BASE, FIXED-HEIGHT SWIVEL
452 – LOUNGE CHAIR, WOOD CAPPED BASE, FIXED-HEIGHT NO SWIVEL
410 – LOUNGE CHAIR, SLED BASE
460 – LOUNGE CHAIR, WOOD LEG
370 – HIGH BACK CHAIR, FOUR-BLADE CAST ALUMINUM BASE, FIXED-HEIGHT SWIVEL
371 – HIGH BACK CHAIR, FOUR-BLADE CAST ALUMINUM BASE, FIXED-HEIGHT 360° SWIVEL RETURN
372 – HIGH BACK CHAIR, FOUR-BLADE CAST ALUMINUM BASE, FIXED-HEIGHT NO SWIVEL
350 – HIGH BACK CHAIR, WOOD CAPPED BASE, FIXED-HEIGHT SWIVEL
352 – HIGH BACK CHAIR, WOOD CAPPED BASE, FIXED-HEIGHT NO SWIVEL
310 – HIGH BACK CHAIR, SLED BASE
360 – HIGH BACK CHAIR, WOOD LEG
572 – OTTOMAN, FOUR-BLADE CAST ALUMINUM BASE, FIXED-HEIGHT NO SWIVEL
510 – OTTOMAN, SLED BASE
560 – OTTOMAN, WOOD LEG

Dual Upholstery

DF1 – DUAL UPHOLSTERY

Options

CT – CONTRASTING THREAD

Wood Finish

81 – NATURAL MAPLE
83 – WHITE OAK
85 – WALNUT
87 – OPAQUE BLACK

Frame Finish

Standard Powder Paint

BL – BLUE
BM – BLACK MATTE
BR – BRASS
BT – BLACK TWILIGHT
CP – CHAMPAGNE
DB – DARK BRONZE
DG – DARK GRAY
DP – DUSTY PINK
FG – FOREST GREEN
LG – LIGHT GRAY
MG – MEADOW GREEN
MK – MILK
MS – METALLIC SILVER
NK – NICKEL
NV – NAVY
OR – ORANGE
PY – PALE YELLOW
RD – RED
RO – RED ORANGE
RR – RUSTY RED
SB – SOFT BLUE
SD – SAND
TC – TERRACOTTA
TP – TAUPE
TS – TEXTURED SLATE
YL – YELLOW

Polished Metal

AL – POLISHED ALUMINUM
CH – BRIGHT CHROME (SLED BASE ONLY)

Upholstery

Textile Grades

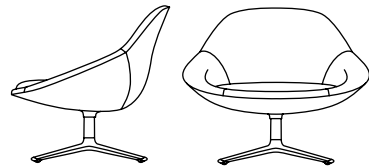
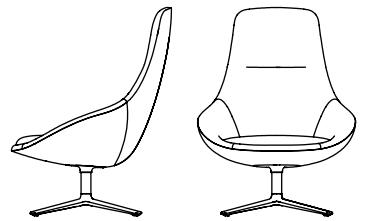
COM – CUSTOMER'S OWN MATERIAL
A – GRADE A
B – GRADE B
C – GRADE C
D – GRADE D
E – GRADE E
F – GRADE F
G – GRADE G
H – GRADE H
I – GRADE I
J – GRADE J
K – GRADE K

Leather Grades

COL – CUSTOMER'S OWN LEATHER
W – GRADE W
X – GRADE X
Y – GRADE Y
E1 – GRADE E1
E2 – GRADE E2

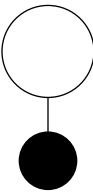
Cove Lounge

CHAIR: FOUR-BLADE ALUMINUM BASE

						Textile Upholstery Grades												Leather Upholstery Grades				
		SERIES	STYLE	COM YDG	COL SQ FT	COM	A	B	C	D	E	F	G	H	I	J	K	W	X	Y	E1	E2
<div>Lounge Chair Four-Blade Aluminum Base</div> <div></div>	Fixed-Height Swivel	CV	470	2.8	41	2,370	2,576	2,688	2,793	2,906	3,018	3,141	3,261	3,404	3,592	3,814	4,037	3,568	3,879	4,885	5,304	6,437
	Fixed-Height 360° Swivel Return	CV	471	2.8	41	2,442	2,648	2,758	2,865	2,979	3,088	3,210	3,333	3,477	3,662	3,885	4,109	3,640	3,950	4,957	5,375	6,508
	Fixed-Height No Swivel	CV	472	2.8	41	2,370	2,576	2,688	2,793	2,906	3,018	3,141	3,261	3,404	3,592	3,814	4,037	3,568	3,879	4,885	5,304	6,437
<div>High Back Chair Four Blade Aluminum Base</div> <div></div>	Fixed-Height Swivel	CV	370	3.0	47	2,807	3,001	3,106	3,209	3,315	3,421	3,537	3,652	3,788	3,964	4,176	4,385	3,723	4,044	5,062	5,713	6,359
	Fixed-Height 360° Swivel Return	CV	371	3.0	47	2,883	3,078	3,184	3,287	3,392	3,499	3,614	3,729	3,866	4,040	4,253	4,463	3,800	4,121	5,140	5,790	6,435
	Fixed-Height No Swivel	CV	372	3.0	47	2,807	3,001	3,106	3,209	3,315	3,421	3,537	3,652	3,788	3,964	4,176	4,385	3,723	4,044	5,062	5,713	6,359

To Order Select Below

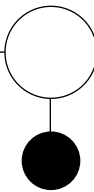
1. Series



CV

Cove Lounge

2. Style/Base



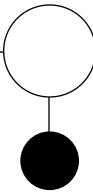
Lounge

470	LOUNGE CHAIR, CAST ALUMINUM BASE, FIXED-HEIGHT SWIVEL
471	LOUNGE CHAIR, CAST ALUMINUM BASE, FIXED-HEIGHT 360° SWIVEL RETURN
472	LOUNGE CHAIR, CAST ALUMINUM BASE, FIXED-HEIGHT NO SWIVEL

High Back

370	HIGH BACK CHAIR, CAST ALUMINUM BASE, FIXED-HEIGHT SWIVEL
371	HIGH BACK CHAIR, CAST ALUMINUM BASE, FIXED-HEIGHT 360° SWIVEL RETURN
372	HIGH BACK CHAIR, CAST ALUMINUM BASE, FIXED-HEIGHT NO SWIVEL

3. Dual Upholstery Option



Dual Upholstery Option

DF1	DUAL UPHOLSTERY
-----	-----------------

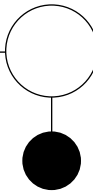
Dual Upholstery allows for different fabrics on the seat and shell. When specifying In-Graded fabrics, please apply the higher of the two grades. Fabric and Leather combinations are only available as COM/COL orders. Fabric and Leather combinations are only available as COM/COL orders.

Textile (yd) and leather (sqft) quantities for dual upholstery are the following:

Lounge Chair
Seat: 1 yd / 9 sqft
Shell: 2 yd / 31 sqft

High Back Chair
Seat: 1.1 yd / 9 sqft
Shell: 2.8 yd / 37 sqft

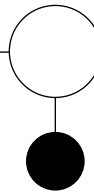
4. Options



Options

CT	CONTRASTING THREAD
----	--------------------

5. Frame Finish



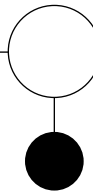
Standard Powder Coated Metal

BL	BLUE	NK	NICKEL
BM	BLACK MATTE	NV	NAVY
BR	BRASS	OR	ORANGE
BT	BLACK TWILIGHT	PY	PALE YELLOW
CP	CHAMPAGNE	RD	RED
DB	DARK BRONZE	RO	RED ORANGE
DG	DARK GRAY	RR	RUSTY RED
DP	DUSTY PINK	SB	SOFT BLUE
FG	FOREST GREEN	SD	SAND
LG	LIGHT GRAY	TC	TERRACOTTA
MG	MEADOW GREEN	TP	TAUPE
MK	MILK	TS	TEXTURED SLATE
MS	METALLIC SILVER	YL	YELLOW

Polished Aluminum

AL	POLISHED ALUMINUM
----	-------------------

6. Upholstery



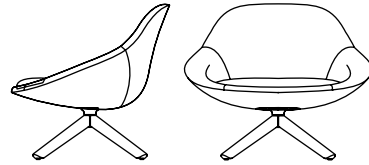
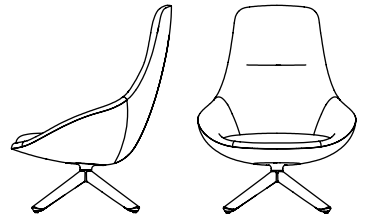
See general information section for details on textile program and COM/COL information.

Cove Textile Precautions
Fabrics are cut railroad. Certain horizontal stripes, plaids, or fabrics with very little stretch are not acceptable for use on this product.

All textiles and leathers must be pre-approved for this product. Cove may develop mild comfort wrinkles on the inside back and seat when specified with leather or fabrics that do not recover well.

Cove Lounge

CHAIR: FOUR-BLADE WOOD CAPPED BASE

				COM	COL	Textile Upholstery Grades												Leather Upholstery Grades				
		SERIES	STYLE	YDG	SQ FT	COM	A	B	C	D	E	F	G	H	I	J	K	W	X	Y	E1	E2
<div>Lounge Chair</div> <div>Four-Blade Wood Capped Base</div> <div></div>	Fixed-Height Swivel	CV	450	2.8	41	3,169	3,365	3,472	3,575	3,683	3,789	3,906	4,024	4,161	4,339	4,552	4,765	4,318	4,617	5,580	5,981	7,070
	Fixed-Height No Swivel	CV	452	2.8	41	3,030	3,228	3,334	3,439	3,545	3,651	3,768	3,884	4,024	4,201	4,414	4,627	4,178	4,479	5,441	5,843	6,931
<div>High Back Chair</div> <div>Four-Blade Wood Capped Base</div> <div></div>	Fixed-Height Swivel	CV	350	3.0	47	3,511	3,704	3,810	3,913	4,019	4,125	4,241	4,355	4,493	4,667	4,879	5,089	4,427	4,748	5,767	6,418	7,062
	Fixed-Height No Swivel	CV	352	3.0	47	3,369	3,563	3,669	3,772	3,878	3,984	4,099	4,214	4,351	4,526	4,738	4,948	4,285	4,606	5,625	6,276	6,921

To Order Select Below

1. Series

CV

Cove Lounge

2. Style/Base

Lounge

450 LOUNGE CHAIR, WOOD CAPPED BASE, FIXED-HEIGHT SWIVEL

452 LOUNGE CHAIR, WOOD CAPPED BASE, FIXED-HEIGHT NO SWIVEL

High Back

350 HIGH BACK CHAIR, WOOD CAPPED BASE, FIXED-HEIGHT SWIVEL

352 HIGH BACK CHAIR, WOOD CAPPED BASE, FIXED-HEIGHT NO SWIVEL

3. Dual Upholstery Option

Dual Upholstery Option

DF1 DUAL UPHOLSTERY

Dual Upholstery allows for different fabrics on the seat and shell. When specifying In-Graded fabrics, please apply the higher of the two grades. Fabric and Leather combinations are only available as COM/COL orders. Fabric and Leather combinations are only available as COM/COL orders.

Textile (yd) and leather (sqft) quantities for dual upholstery are the following:

Lounge Chair
Seat: 1 yd / 9 sqft
Shell: 2 yd / 31 sqft

High Back Chair
Seat: 1.1 yd / 9 sqft
Shell: 2.8 yd / 37 sqft

4. Options

Options

CT CONTRASTING THREAD

5. Wood Finish

Wood Finish

81 WHITE OAK

83 NATURAL MAPLE

85 WALNUT +138

87 OPAQUE BLACK

6. Frame Finish

Standard Powder Coated Metal

BL BLUE

BM BLACK MATTE

BR BRASS

BT BLACK TWILIGHT

CP CHAMPAGNE

DB DARK BRONZE

DG DARK GRAY

DP DUSTY PINK

FG FOREST GREEN

LG LIGHT GRAY

MG MEADOW GREEN

MK MILK

MS METALLIC SILVER

NK NICKEL

NV NAVY

OR ORANGE

PY PALE YELLOW

RD RED

RO RED ORANGE

RR RUSTY RED

SB SOFT BLUE

SD SAND

TC TERRACOTTA

TP TAUPE

TS TEXTURED SLATE

YL YELLOW

Colors apply to the metal base plate and column between the wood legs.

7. Upholstery

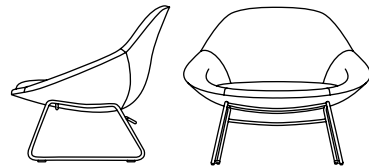
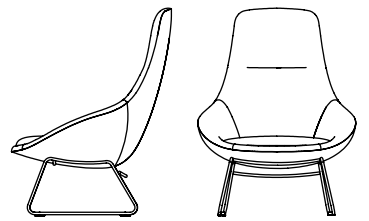
See general information section for details on textile program and COM/COL information.

Cove Textile Precautions
Fabrics are cut railroad. Certain horizontal stripes, plaids, or fabrics with very little stretch are not acceptable for use on this product.

All textiles and leathers must be pre-approved for this product. Cove may develop mild comfort wrinkles on the inside back and seat when specified with leather or fabrics that do not recover well.

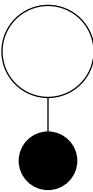
Cove Lounge

CHAIR: SLED BASE

						Textile Upholstery Grades												Leather Upholstery Grades				
		SERIES	STYLE	COM YDG	COL SQ FT	COM	A	B	C	D	E	F	G	H	I	J	K	W	X	Y	E1	E2
<div>Lounge Chair Sled Base</div> <div></div>	Sled Base	CV	410	2.8	41	2,442	2,648	2,758	2,865	2,979	3,088	3,210	3,333	3,477	3,662	3,885	4,109	3,640	3,950	4,957	5,375	6,508
<div>High Back Chair Sled Base</div> <div></div>	Sled Base	CV	310	3.0	47	2,770	2,964	3,070	3,173	3,278	3,385	3,501	3,615	3,753	3,927	4,139	4,349	3,687	4,008	5,026	5,676	6,322

To Order Select Below

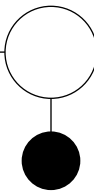
1. Series



CV

Cove Lounge

2. Style/Base



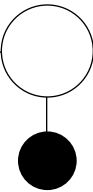
Lounge

410 LOUNGE CHAIR, SLED BASE

High Back

310 HIGH BACK CHAIR, SLED BASE

3. Dual Upholstery Option



Dual Upholstery Option

DF1 DUAL UPHOLSTERY

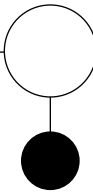
Dual Upholstery allows for different fabrics on the seat and shell. When specifying In-Graded fabrics, please apply the higher of the two grades. Fabric and Leather combinations are only available as COM/COL orders. Fabric and Leather combinations are only available as COM/COL orders.

Textile (yd) and leather (sqft) quantities for dual upholstery are the following:

Lounge Chair
Seat: 1 yd / 9 sqft
Shell: 2 yd / 31 sqft

High Back Chair
Seat: 1.1 yd / 9 sqft
Shell: 2.8 yd / 37 sqft

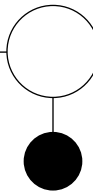
4. Options



Options

CT CONTRASTING THREAD

5. Frame Finish



Standard Powder Coated Metal

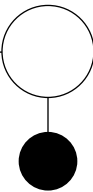
BL BLUE
BM BLACK MATTE
BR BRASS
BT BLACK TWILIGHT
CP CHAMPAGNE
DB DARK BRONZE
DG DARK GRAY
DP DUSTY PINK
FG FOREST GREEN
LG LIGHT GRAY
MG MEADOW GREEN
MK MILK
MS METALLIC SILVER

NK NICKEL
NV NAVY
OR ORANGE
PY PALE YELLOW
RD RED
RO RED ORANGE
RR RUSTY RED
SB SOFT BLUE
SD SAND
TC TERRACOTTA
TP TAUPE
TS TEXTURED SLATE
YL YELLOW

Chrome

CH BRIGHT CHROME

6. Upholstery



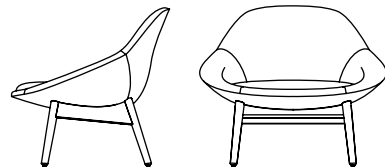
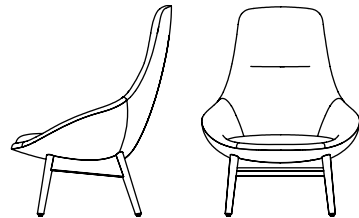
See general information section for details on textile program and COM/COL information.

Cove Textile Precautions
Fabrics are cut railroad. Certain horizontal stripes, plaids, or fabrics with very little stretch are not acceptable for use on this product.

All textiles and leathers must be pre-approved for this product. Cove may develop mild comfort wrinkles on the inside back and seat when specified with leather or fabrics that do not recover well.

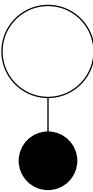
Cove Lounge

CHAIR: WOOD LEG

						Textile Upholstery Grades												Leather Upholstery Grades				
		SERIES	STYLE	COM YDG	COL SQ FT	COM	A	B	C	D	E	F	G	H	I	J	K	W	X	Y	E1	E2
<div>Lounge Chair</div> <div>Wood Leg</div> <div></div>	Wood Leg	CV	460	2.8	41	2,925	3,127	3,236	3,341	3,451	3,561	3,680	3,799	3,941	4,122	4,341	4,558	3,990	4,287	5,241	5,692	6,647
<div>High Back Chair</div> <div>Wood Leg</div> <div></div>	Wood Leg	CV	360	3.0	47	3,043	3,241	3,348	3,451	3,560	3,667	3,784	3,902	4,039	4,218	4,433	4,647	4,256	4,594	5,679	6,194	7,281

To Order Select Below

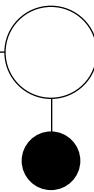
1. Series



CV

Cove Lounge

2. Style/Base



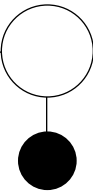
Lounge

460 LOUNGE CHAIR, WOOD LEGS

High Back

360 HIGH BACK CHAIR, WOOD LEGS

3. Dual Upholstery Option



Dual Upholstery Option

DF1 DUAL UPHOLSTERY

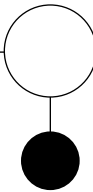
Dual Upholstery allows for different fabrics on the seat and shell. When specifying In-Graded fabrics, please apply the higher of the two grades. Fabric and Leather combinations are only available as COM/COL orders. Fabric and Leather combinations are only available as COM/COL orders.

Textile (yd) and leather (sqft) quantities for dual upholstery are the following:

Lounge Chair
Seat: 1 yd / 9 sqft
Shell: 2 yd / 31 sqft

High Back Chair
Seat: 1.1 yd / 9 sqft
Shell: 2.8 yd / 37 sqft

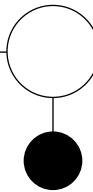
4. Options



Options

CT CONTRASTING THREAD

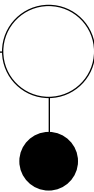
5. Wood Finish



Wood Finish

81	WHITE OAK	+173
83	NATURAL MAPLE	+86
87	OPAQUE BLACK	

6. Upholstery



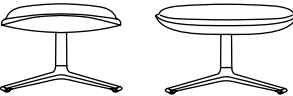
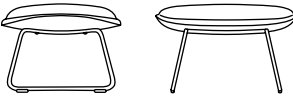
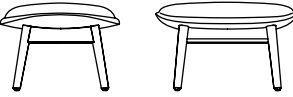
See general information section for details on textile program and COM/COL information.

Cove Textile Precautions
Fabrics are cut railroad. Certain horizontal stripes, plaids, or fabrics with very little stretch are not acceptable for use on this product.

All textiles and leathers must be pre-approved for this product. Cove may develop mild comfort wrinkles on the inside back and seat when specified with leather or fabrics that do not recover well.

Cove Lounge

OTTOMAN

					Textile Upholstery Grades													Leather Upholstery Grades				
		SERIES	STYLE	COM YDG	COL SQ FT	COM	A	B	C	D	E	F	G	H	I	J	K	W	X	Y	E1	E2
<div>Ottoman</div> <div>Four-Blade Aluminum Base</div> <div></div>		CV	572	1.0	23	1,293	1,376	1,420	1,464	1,507	1,551	1,601	1,649	1,707	1,781	1,870	1,960	1,811	1,946	2,385	2,565	3,058
<div>Ottoman</div> <div>Sled Base</div> <div></div>		CV	510	1.0	23	1,293	1,376	1,420	1,464	1,507	1,551	1,601	1,649	1,707	1,781	1,870	1,960	1,811	1,946	2,385	2,565	3,058
<div>Ottoman</div> <div>Wood Leg</div> <div></div>		CV	560	1.0	23	1,470	1,542	1,581	1,619	1,658	1,697	1,740	1,783	1,833	1,897	1,976	2,054	2,062	2,227	2,756	3,007	3,537

To Order Select Below

CV

Cove Lounge

Ottoman

572	OTTOMAN, CAST ALUMINUM BASE, NO SWIVEL
510	OTTOMAN, SLED BASE
560	OTTOMAN, WOOD LEGS

Dual Upholstery Option

DF1	DUAL UPHOLSTERY
-----	-----------------

Dual Upholstery allows for different fabrics on the seat and shell. When specifying In-Graded fabrics, please apply the higher of the two grades. Fabric and Leather combinations are only available as COM/COL orders. Fabric and Leather combinations are only available as COM/COL orders.

Textile (yd) and leather (sqft) quantities for dual upholstery are the following:

Ottoman
Seat: 1 yd / 10 sqft
Shell: 1 yd / 11 sqft

Options

CT	CONTRASTING THREAD
----	--------------------

Wood Finish

81	WHITE OAK	+129
83	NATURAL MAPLE	+74
87	OPAQUE BLACK	

*For Wood Leg Base only

Standard Powder Coated Metal

BL	BLUE	NK	NICKEL
BM	BLACK MATTE	NV	NAVY
BR	BRASS	OR	ORANGE
BT	BLACK TWILIGHT	PY	PALE YELLOW
CP	CHAMPAGNE	RD	RED
DB	DARK BRONZE	RO	RED ORANGE
DG	DARK GRAY	RR	RUSTY RED
DP	DUSTY PINK	SB	SOFT BLUE
FG	FOREST GREEN	SD	SAND
LG	LIGHT GRAY	TC	TERRACOTTA
MG	MEADOW GREEN	TP	TAUPE
MK	MILK	TS	TEXTURED SLATE
MS	METALLIC SILVER	YL	YELLOW

**For Sled Base only

Polished Metal

AL	POLISHED ALUMINUM	CH**	BRIGHT CHROME
----	-------------------	------	---------------

See [general information section](#) for details on textile program and COM/COL information.

Cove Textile Precautions
Fabrics are cut railroad. Certain horizontal stripes, plaids, or fabrics with very little stretch are not acceptable for use on this product.

All textiles and leathers must be pre-approved for this product. Cove may develop mild comfort wrinkles on the inside back and seat when specified with leather or fabrics that do not recover well.

13