

stylex

Underline

PRICE LIST

Effective November 01, 2024

Updated March 19, 2025

General Information

STYLEX PRICE LIST

GENERAL INFORMATION

Terms
Net 30 days from date of invoice,
F. O. B . Delanco, New Jersey.

Damaged Shipments
All Stylex products are carefully inspected before they are packed in sturdy cartons designed to satisfy shipping requirements. Stylex is not responsible for damage in shipment. The transportation company assumes responsibility for delivering products to you in good condition when the bill of lading is signed. You protect yourself by refusing shipments showing damage or shortage until transportation company has noted on the delivery sheet the extent of damage or shortage. Concealed damage should be reported to the carrier as soon as discovered, but no later than 5 days after receiving shipment.

Return/Restocking Policy
Return shipments will not be accepted unless specifically authorized by Stylex in writing. The Return Authorization number should be clearly marked on the carton. The customer returning Stylex products is responsible for return shipping costs. Merchandise must be returned unused. Returned merchandise is subject to a 35% restocking fee.

Special Products
Modifications to standard products will be considered for large runs. Contact factory for price quotations.

Design Changes
In keeping with modern manufacturing advances, Stylex reserves the right to incorporate minor modifications and design changes in products without notice.

Cancellation/Change Order Policy
Regarding requests for order cancellation and/or order modification, please be advised that no charges will be applied before production, unless inventory has been specifically requisitioned to fulfill your order. Once orders proceed to the production phase, they cannot be altered or canceled under any circumstances. All requests for order cancellations or order changes must be submitted in writing and will only be considered valid upon approval by Stylex.

WARRANTY

Except as provided below, Stylex warrants exclusively to the original Purchaser of our product that all parts, under normal use and service, will be free from defects in workmanship and material for a period of ten (10) years from the date of purchase. “Normal use and service” means that the product will be used in a typical office environment for 40-45 hours per week.

This warranty is subject to the following limitations, exclusions and provisions:

Limitations involving materials and components:

Wood components of plywood stacking chairs
(such as Brooks and Welcome)
5 years

Upholstery
(including mesh used for Click, F4, Insight, and Zephyr Mesh)
3 years

SAVA Mesh
10 years

Pneumatic Cylinders
3 years

COM Upholstery
No warranty
Stylex makes every effort to ensure that the COM Upholstery it approves is suitable for the intended use. Nevertheless, we will not warrant, and assume no responsibility for, the durability or tailoring quality of any COM or COL . If you have any concerns about the ultimate appearance of any covering, please order an upholstered sample.

Painted Stack Chair Frames
No Warranty
We will not warrant the finish of painted stack chair frames against damage from stacking. Please order chrome frames for chairs that will be stacked.

Felt Glides
No warranty
Due to the different surfaces on which felt glides may be used, we cannot warrant their durability over time.

If this product fails during normal use and service within the applicable warranty period (other than through normal wear and tear), please submit a warranty claim at stylexdesign.com/warranty-claim/. Quantity, model details, description of issue, and Stylex certified labels are required for submission. PLEASE DO NOT RETURN PARTS OR THE PRODUCT TO STYLEX UNLESS INSTRUCTED TO DO SO BY STYLEX. Stylex will, at its discretion, either repair or replace the defective product or part at no cost. Labor requests must receive approval and will be authorized on a case-by-case basis. We will only reimburse for labor costs directly incurred, excluding any travel-related expenses. Purchaser may be required (at the option of Stylex) to return to Stylex at Purchaser’s expense any defective part with all freight or shipping charges prepaid. The foregoing warranty shall be void if the product has been altered or repaired (other than by Stylex). The warranty does not cover damage to the product caused by accident, neglect, misuse, abuse, modification to the product by anyone other than Stylex or damage caused by use of the product for a purpose other than that for which it was designed. This warranty extends only to the original Purchaser of the product.

No Other Warranties
This warranty is in lieu of all other warranties, expressed or implied, including, but not limited to, implied warranties of merchantability and fitness for a particular purpose. The rights and remedies provided herein are the exclusive rights and remedies of the original purchaser of the product.

No Liability For Damages
In no event shall Stylex or its suppliers be responsible or liable for any special, indirect, consequential, or incidental damages. In no event shall the liability of Stylex exceed the actual purchase price paid to Stylex for the product.

Out of Warranty Products
For all products no longer covered by our warranty, please refer to our Design for Durability and Upgradability Policy. Contact your Account Manager if you would like to purchase any replaceable components to further extend the life of any Stylex seating product. This warranty applies to all Stylex products purchased on April 13, 2018, and thereafter.

PRODUCT TAKE BACK PROGRAM

In order to be good stewards of our products, Stylex offers a pathway towards a Product Take Back Program as a more viable solution to the end of our products’ originally intended life.

Stylex supports the sustainable programs of ANEW and offers their added value to our clients through a comprehensive take-back solution for surplus office furniture and materials of any kind, in any condition. ANEW is a 501(c)(3) non-profit organization that exists to provide companies with smart, cost effective alternatives for their surplus furniture and other items with the priority of matching it to non- profits, public agencies and the underserved, within the local community of the project site. Corporate Social Responsibility is raised while the impact on the environment is lowered by diverting products and materials otherwise destined for landfill.

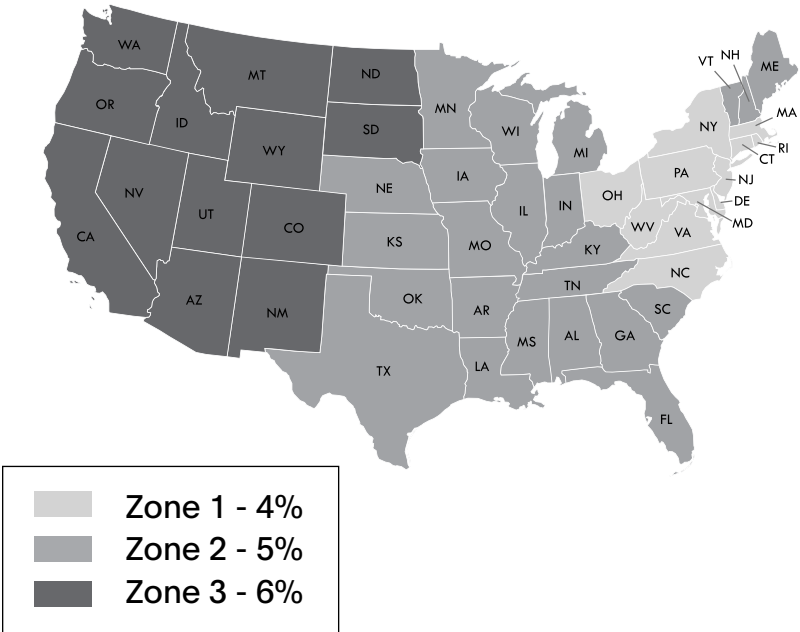
Stylex is proud to offer ANEW to customers dedicated to strengthening their community network by repurposing their furniture, fixtures and architectural materials to those in need. In 2014, Stylex committed to making this relationship a part of our strategic sales strategy. Visit www.anewfound.org to find out more.

To initiate a Product Take Back strategy through ANEW, contact Stylex Account Management at 800-257-5742.

For other end of life recovery options, please see our Product Disassembly Instructions and End of Life Recovery Options documents available on our website in the resources section of each product in our line.

FREIGHT PROGRAM

	ZONE 1 - 4%	ZONE 2 - 5%	ZONE 3 - 6%
Freight charges will be calculated as a percentage of the net product price and added to the invoice at the time of shipment. The continental United States has been divided into three zones. Please use the map below to determine freight charges for the product’s destination. Minimum freight charge is \$250. Please let us know if you will be shipping to a residential address or require inside delivery as this requires an additional fee. Also please note we need to be made aware if a liftgate is required prior to delivery. If any requests are made at the time of delivery, applicable charges will apply.	Connecticut Delaware New York New Jersey Maryland Massachusetts North Carolina Ohio Pennsylvania Rhode Island Virginia Washington D.C. West Virginia	Alabama Arkansas Canada, Ontario Canada, Quebec Florida Georgia Iowa Illinois Indiana Kansas Kentucky Louisiana Nebraska New Hampshire Oklahoma Maine Michigan Minnesota Missouri Mississippi South Carolina Tennessee Texas Vermont Wisconsin	Arizona California Colorado Idaho Montana Nevada New Mexico North Dakota Oregon South Dakota Utah Washington Wyoming



Quote Per Project
Alaska
Hawaii
Canada
(outside Ontario & Quebec)
Mexico

General Information

STYLEX PRICE LIST

TEXTILE PARTNERS & APPROVALS

Textile Partners

To customize your furniture performance needs and design vision, Stylex offers a wide selection of in-graded leathers and textiles from Grades A through Y. We’ve partnered with leading manufacturers on the options, focusing on color, price, durability, and construction. To view our partners and explore our digital carded program with broadly approved textiles, visit [this page](#). We stand by these textiles: They’re tried and tested, and will effortlessly fit into any design aesthetic.

Textile Approvals

All textiles must be approved for the product you are specifying. For the related approved textile lists, visit [this page](#).

CAL 117 AND 133 COMPLIANCE

CAL 117-2013

CAL 117-2013 compliance is a requirement for all textiles applied on our seating products. All Stylex seating products meet this standard.

CAL 133

Most Stylex seating can be ordered to meet the requirements of CAL 133. When ordering, simply specify “CAL 133 compliance required”. The upcharge for this option is \$54 list per yard. Please refer to the COM yardage of each model to determine the number of yards required. We do frequently require full-scale burn tests in order to certify CAL 133 before an order will be accepted. Such burn tests may increase normal lead times and do carry additional charges. Please contact your Stylex account manager for details.

CUSTOMER’S OWN MATERIAL/LEATHER

Customer’s own material (COM) and customer’s own leather (COL) will generally be upholstered at the price designated in each product’s price list. Please be advised, however, that we specifically reserve the right to charge a higher price when we determine that special circumstances, such as unusual repeats or challenging materials, present themselves. All orders for custom coverings must be approved by Stylex before they will be accepted for production. To submit proposed textile for approval, please use the COM form [here](#).

Special Note:

We assume no responsibility for the durability or tailoring quality of any COM or COL. Directional covers in particular may not meet your satisfaction due to the design of certain products. Please be advised that COM and COL orders are not subject to return. If you have doubts about the ultimate appearance of certain coverings, please order a sample done with that specific COM or COL. In addition, while we inspect fabrics for mill imperfections, some are difficult to recognize. We cannot be responsible for defects, color inaccuracies, dye lot variations, or other flaws.

Under no circumstances will we be responsible for COM shortages, flaws, or other such problems. Finally, it is not our responsibility to police the receipt of COM’s in order to meet delivery deadlines, and we assume our customers are aware of any undue delay in the shipment of their COM fabrics.

COM fabric and COL leather should be sent prepaid to: Stylex

**Attn: COM/COL - [Your Stylex PO #]
740 Coopertown Road
Delanco, NJ 08075**

All COM/COL sent to Stylex must be accompanied with a packing list which indicates the dealers’ name, Stylex corresponding PO number, sales order number, COM/COL supplier name, textile pattern, colorway and shipped quantity. Stylex requires COM to be sent in as continuous yardage in the same dielot.

Yardage requirements shown in the price list are based on non-directional goods of 54” width. Fabrics less than 54” wide or those requiring matching (stripes, prints, or large patterned designs) call for additional yardage. We will be happy to supply yardage requirements for large quantities where economies may be realized.

Add the following yardage for stripes, plaids, or patterns with repeats:

Fabric Width	Plain Fabric	2-14" Repeat	15-24" Repeat	25-27" Repeat	28-36" Repeat
54"	0%	10%	15%	20%	25%
50"	10%	20%	25%	30%	35%
48"	15%	25%	30%	35%	40%
45"	40%	50%	55%	60%	65%
36"	50%	60%	65%	70%	75%

COM/COL FORM

To avoid delay in processing COM orders we request that you submit a sample of your COM textile stapled to this form which can be downloaded [here](#). If a textile has a stripe or design, the size of the repeat should be indicated. Please indicate the textile supplier’s name, textile number, and color. Also indicate the Stylex product on which the textile will be used. If a certain direction of application is required, please ensure that information is communicated directly to your Stylex account manager.

The fabric supplier must indicate on his shipping labels the dealer name and purchase order number as well as the Stylex model number.

Please Note:

No order may be entered into production or have a shipping date assigned until all related COM is received at the factory.



CENTER OF STRIPE OR DESIGN

TOP OF CHAIR	TOP OF CHAIR
--------------	--------------

1. Size of Repeat
2. Textile Supplier
3. Textile Number
4. Color
5. Stylex Product

Underline

Contents


COLORS, MATERIALS, AND FINISHES	5	CHAIR: ARMLESS	9
STATEMENT OF LINE	6	CHAIR: ARM	10
DIMENSIONS	7	STOOL: COUNTER	11
HOW TO ORDER	8	STOOL: BAR	12

CLICK THE TITLES ABOVE TO NAVIGATE THROUGH THE DOCUMENT
PRODUCT HEADERS ON SUBSEQUENT PAGES LINK BACK TO THIS PAGE


Underline

COLORS, MATERIALS, AND FINISHES


POWDER COATED PAINTED METAL




MILK
(MK)




SAND
(SD)




PALE YELLOW
(PY)




TERRACOTTA
(TC)




LIPSTICK RED
(LR)



RED ORANGE
(RO)




RUSTY RED
(RR)




DUSTY PINK
(DP)




LIGHT PISTACHIO
(LP)




MEADOW GREEN
(MG)




DARK SAGE
(DG)



SOFT BLUE
(SB)




BLUE
(BL)



MIDNIGHT BLUE
(MB)




LILAC GRAY
(LL)



LIGHT GRAY
(LG)




CHAMPAGNE
(CP)




METALLIC SILVER
(MS)



NICKEL
(NK)




OCHRE
(OC)




TAUPE
(TP)



DARK BRONZE
(DB)




DARK GRAY
(DG)



BLACK MATTE
(BM)

POLISHED METAL



POLISHED
ALUMINUM
(AL)

WOOD FINISH



MAPLE
(83)



WHITE OAK
(81)






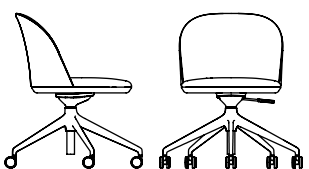



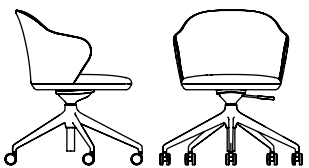


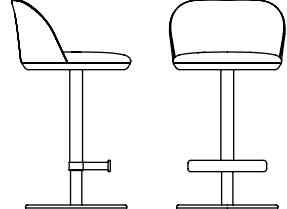


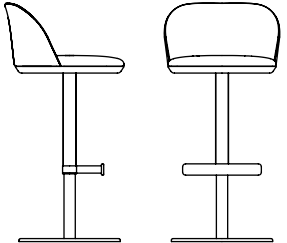
WALNUT
(85)



OPAQUE BLACK
(87)

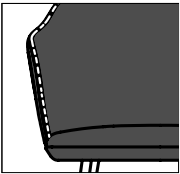
Underline

SPECIFICATION GUIDE: STATEMENT OF LINE


OVERVIEW	FOUR LEG METAL	SLED METAL	WOOD	SWIVEL METAL
Chair, Armless			Four Leg Wood 	5-Blade 
Chair, Arms			Four Leg Wood 	5-Blade 
Counter Stool				Swivel Pedestal 
Bar Stool				Swivel Pedestal 

OPTIONS

Contrasting Thread



Dual Upholstered
Seat and Back



PRODUCT INFORMATION

Design

LucidiPevere

Construction

Upholstered elements are constructed with plastic and molded polyurethane foam for comfort. Internal back structures are molded with 100% recycled material.

Carriages and other aluminum components are made from recyclable aluminum. Sled and Four Leg metal bases are made from steel tubing. Chair Wood Four Leg bases are attached to the carriage using steel brackets. Stool Wood Swivel bases are attached to an aluminum, return-to-center swivel hub. A steel ring is used as a footrest.

Finishes

All metal components are available in all Stylex powder coat colors. In addition, Aluminum components are offered with a polished finish; Steel components are chromed to match. Aluminum carriages and frames will be produced with matching finishes.

Casters

Casters are available in black, gray, and white. For Five-Blade chairs, cylinders and lever handles are color matched to the caster color selected. When Polished Aluminum is the frame choice, the chair is shipped with a chrome cylinder regardless of caster color chosen.

Glides

Glides are available in black or gray, and are either plastic or plastic with felt pads.

Ganging

Not Available

Use

Designed for indoor use only.

Performance Standards

Manufactured to comply with:
ANSI/BIFMA X5.1 General-Purpose Office Chairs - Tests

Environment

Greenguard Gold
LEVEL® 2

SPECIFICATION GUIDE: DIMENSIONS









OVERVIEW	FOUR LEG METAL	SLED METAL	WOOD	SWIVEL METAL
<div><div><div>Dimensions</div><div>A. Sit Height</div><div>B. Seat Depth</div><div>C. Back Height</div><div>D1. Seat Width</div><div>D2. Overall Width</div><div>E. Overall Height</div><div>F. Overall Depth</div><div>G. Arm Height (Chair)</div><div>Footrail from Seat Height (Stool)</div><div>H. Arm Depth</div><div>I. Distance Between Arms</div></div><div>All measurements provided are taken using a BIFMA ISO Chair Measuring Device.</div></div> <div></div>	<div><div><div>Armless Chair</div><div>A. 18</div><div>B. 18</div><div>C. 13.25</div><div>D1. 19</div><div>D2. 19.9</div><div>E. 31.25</div><div>F. 22.25</div></div><div><div>Arm Chair</div><div>A. 18</div><div>B. 18</div><div>C. 13.25</div><div>D1. 19</div><div>D2. 19.9</div><div>E. 31.25</div><div>F. 22.25</div><div>G. 8</div><div>H. 10.2</div><div>I. 17.5</div></div><div><div>Counter Stool</div><div>A. 25.5</div><div>B. 16.6</div><div>C. 9</div><div>D1. 18</div><div>D2. 19.2</div><div>E. 34.5</div><div>F. 19.6</div><div>G. 17.9</div></div><div><div>Bar Stool</div><div>A. 30.5</div><div>B. 16.6</div><div>C. 9</div><div>D1. 18</div><div>D2. 19.2</div><div>E. 39.5</div><div>F. 19.6</div><div>G. 17.9</div></div></div>	<div><div><div>Armless Chair</div><div>A. 18</div><div>B. 18</div><div>C. 13.25</div><div>D1. 19</div><div>D2. 19.9</div><div>E. 31.25</div><div>F. 22.25</div></div><div><div>Arm Chair</div><div>A. 18</div><div>B. 18</div><div>C. 13.25</div><div>D1. 19</div><div>D2. 19.9</div><div>E. 31.25</div><div>F. 22.25</div><div>G. 8</div><div>H. 10.2</div><div>I. 17.5</div></div><div><div>Counter Stool</div><div>A. 25.5</div><div>B. 16.6</div><div>C. 9</div><div>D1. 18</div><div>D2. 19.2</div><div>E. 34.5</div><div>F. 19.6</div><div>G. 17.9</div></div><div><div>Bar Stool</div><div>A. 30.5</div><div>B. 16.6</div><div>C. 9</div><div>D1. 18</div><div>D2. 19.2</div><div>E. 39.5</div><div>F. 19.6</div><div>G. 17.9</div></div></div>	<div><div><div>Armless Chair, Four Leg Wood</div><div>A. 18</div><div>B. 18</div><div>C. 13.25</div><div>D1. 19</div><div>D2. 19.9</div><div>E. 31.25</div><div>F. 22.25</div></div><div><div>Arm Chair, Four Leg Wood</div><div>A. 18</div><div>B. 18</div><div>C. 13.25</div><div>D1. 19</div><div>D2. 19.9</div><div>E. 31.25</div><div>F. 22.25</div><div>G. 8</div><div>H. 10.2</div><div>I. 17.5</div></div></div>	<div><div><div>Armless Chair, 5-Blade</div><div>A. 16.9 - 21.9</div><div>B. 18</div><div>C. 13.25</div><div>D1. 19</div><div>D2. 29</div><div>E. 29.5 – 34.5</div><div>F. 29</div></div><div><div>Arm Chair, 5-Blade</div><div>A. 18 - 23.5</div><div>B. 18</div><div>C. 13.25</div><div>D1. 19</div><div>D2. 29</div><div>E. 30 - 35</div><div>F. 29</div><div>G. 8</div><div>H. 10.2</div><div>I. 17.5</div></div><div><div>Counter Stool, Swivel Pedestal</div><div>A. 25.5</div><div>B. 16.6</div><div>C. 9</div><div>D1. 18</div><div>D2. 19.2</div><div>E. 34.5</div><div>F. 19.6</div><div>G. 17.9</div></div><div><div>Bar Stool, Swivel Pedestal</div><div>A. 30.5</div><div>B. 16.6</div><div>C. 9</div><div>D1. 18</div><div>D2. 19.2</div><div>E. 39.5</div><div>F. 19.6</div><div>G. 17.9</div></div></div>

Underline

SPECIFICATION GUIDE: HOW TO ORDER




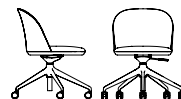
MODEL CODE BREAKDOWN

Sample Model Code: UL1210DFPG1BMCOM

1. Series	2. Style	3. Shell	4. Base	5. Options	6. Caster/Glide	7. Frame Finish	8. Textile
							
<u>UL</u>	<u>1</u>	<u>2</u>	<u>10</u>	<u>DF</u>	<u>PG1</u>	<u>BM</u>	<u>COM</u>
Series UL UNDERLINE	Style 1 CHAIR 2 STOOL	Shell 1 ARMLESS 2 ARM 5 LOW BACK	Base 10 CHAIR, FOUR LEG METAL 11 CHAIR, SLED METAL 12 CHAIR, FOUR LEG WOOD 50 CHAIR, 5-BLADE 20 COUNTER STOOL, FOUR LEG METAL 21 COUNTER STOOL, SLED 23 COUNTER STOOL, SWIVEL PEDESTAL 30 BAR STOOL, FOUR LEG METAL 31 BAR STOOL, SLED 33 BAR STOOL, SWIVEL PEDESTAL	Options DF DUAL UPHOLSTERY CT CONTRASTING THREAD	Casters with Hard Wheels C1 HARD, BLACK C2 HARD, MILK WITH LIGHT GRAY TIRE C3 HARD, LIGHT GRAY Casters with Soft Wheels CS1 SOFT, BLACK CS2 SOFT, MILK WITH LIGHT GRAY TIRE CS3 SOFT, LIGHT GRAY Glides PG1 PLASTIC GLIDE LIGHT GRAY PG2 PLASTIC GLIDE BLACK FG1 PLASTIC GLIDE LIGHT GRAY WITH FELT PAD FG2 PLASTIC GLIDE BLACK WITH FELT PAD PG PLASTIC NAIL GLIDE FG FELT NAIL GLIDE	Standard Powder Coated Metal BL BLUE BM BLACK MATTE CP CHAMPAGNE DB DARK BRONZE DG DARK GRAY DP DUSTY PINK DS DARK SAGE LG LIGHT GRAY LL LILAC GRAY LP LIGHT PISTACHIO LR LIPSTICK RED MB MIDNIGHT BLUE MG MEADOW GREEN MK MILK MS METALLIC SILVER NK NICKEL OC OCHRE PY PALE YELLOW RO RED ORANGE RR RUSTY RED SB SOFT BLUE SD SAND TC TERRACOTTA TP TAUPE Polished Metal AL POLISHED ALUMINUM	Wood Finish 81 WHITE OAK 83 MAPLE 85 WALNUT 87 OPAQUE BLACK Textile Grades COM CUSTOMER'S OWN MATERIAL A GRADE A B GRADE B C GRADE C D GRADE D E GRADE E F GRADE F G GRADE G H GRADE H I GRADE I J GRADE J K GRADE K L GRADE L M GRADE M Leather Grades COL CUSTOMER'S OWN LEATHER W GRADE W X GRADE X Y GRADE Y E1 GRADE E1 E2 GRADE E2 <small>Note: Select highest grade in the case of dual upholstery</small>

Underline

CHAIR: ARMLESS

						COM	COL	Textile Upholstery Grades															Leather Upholstery Grades				
		SERIES	STYLE	SHELL	BASE	DIMENSIONS	YDG	SQFT	COM	A	B	C	D	E	F	G	H	I	J	K	L	M	W	X	Y	E1	E2
Chair, Armless, Four Leg Metal Base		UL	1	1	10	20W x 22.25D x 31.25H	1.4	16	880	1,026	1,107	1,185	1,265	1,346	1,432	1,519	1,622	1,754	1,916	2,074	2,234	2,393	1,205	1,319	1,682	1,913	2,141
Chair, Armless, Sled Metal Frame		UL	1	1	11	20W x 22.25D x 31.25H	1.4	16	932	1,077	1,158	1,237	1,316	1,397	1,483	1,570	1,674	1,806	1,967	2,125	2,286	2,444	1,257	1,371	1,733	1,964	2,192
Chair, Armless, Four Leg Wood Base		UL	1	1	12	20W x 22.25D x 31.25H	1.4	16	1,060	1,205	1,285	1,363	1,444	1,525	1,611	1,698	1,802	1,934	2,095	2,253	2,414	2,572	1,384	1,499	1,861	2,091	2,320
Chair, Armless, 5 Blade Base		UL	1	1	50	29W x 29D x 29.5 - 34.5H	1.4	16	1,009	1,155	1,236	1,314	1,394	1,475	1,560	1,647	1,751	1,883	2,045	2,203	2,363	2,521	1,334	1,448	1,811	2,040	2,270

To Order Select Below

1. Series/Style/Shell

UL11

Underline Chair, Armless

2. Base

Base

10

CHAIR, FOUR LEG METAL

11

CHAIR, SLED METAL

12

CHAIR, FOUR LEG WOOD

50

CHAIR, 5-BLADE

3. Options

Options

DF

DUAL UPHOLSTERY

CT

CONTRASTING THREAD

4. Caster/Glide

Casters with Hard Wheels

C1

HARD, BLACK

C2

HARD, MILK W/ LIGHT GRAY TIRE

+4

C3

HARD, LIGHT GRAY

+3

Casters with Soft Wheels

CS1

SOFT, BLACK

+9

CS2

SOFT, MILK W/ LIGHT GRAY TIRE

+17

CS3

SOFT, LIGHT GRAY

+16

5. Frame Finish

Standard Powder Coated Metal

BL

BLUE

BM

BLACK MATTE

CP

CHAMPAGNE

DB

DARK BRONZE

DG

DARK GRAY

DP

DUSTY PINK

DS

DARK SAGE

LG

LIGHT GRAY

LL

LILAC GRAY

LP

LIGHT PISTACHIO

LR

LIPSTICK RED

MB

MIDNIGHT BLUE

Polished Metal

AL

POLISHED ALUMINUM

Wood Finish

81

WHITE OAK

+30

83

MAPLE

85

WALNUT

+66

87

OPAQUE BLACK




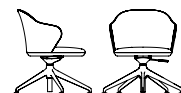
+61

6. Upholstery

See general information section for details on textile program and COM/COL information.

Underline

CHAIR: ARM

						COM	COL	Textile Upholstery Grades														Leather Upholstery Grades					
		SERIES	STYLE	SHELL	BASE	DIMENSIONS	YDG	SQFT	COM	A	B	C	D	E	F	G	H	I	J	K	L	M	W	X	Y	E1	E2
Chair, Arm, Four Leg Metal Base		UL	1	2	10	20W x 22.25D x 31.25H	1.4	18	991	1,156	1,246	1,333	1,424	1,514	1,613	1,711	1,827	1,977	2,157	2,335	2,515	2,693	1,362	1,493	1,906	2,170	2,433
Chair, Arm, Sled Metal Frame		UL	1	2	11	20W x 22.25D x 31.25H	1.4	18	1,044	1,208	1,298	1,385	1,477	1,567	1,665	1,764	1,879	2,029	2,209	2,387	2,568	2,746	1,415	1,546	1,959	2,224	2,486
Chair, Arm, Four Leg Wood Base		UL	1	2	12	20W x 22.25D x 31.25H	1.4	18	1,171	1,335	1,425	1,512	1,603	1,694	1,792	1,891	2,006	2,156	2,336	2,514	2,694	2,872	1,542	1,673	2,086	2,350	2,612
Chair, Arm, 5 Blade Base		UL	1	2	50	29W x 29D x 30 - 35H	1.4	18	1,120	1,285	1,375	1,462	1,553	1,643	1,742	1,840	1,956	2,105	2,286	2,464	2,644	2,822	1,491	1,622	2,035	2,299	2,562

To Order Select Below

1. Series/Style/Shell

UL12

Underline Chair, Arm

2. Base

Base

10

CHAIR, FOUR LEG METAL

11

CHAIR, SLED METAL

12

CHAIR, FOUR LEG WOOD

50

CHAIR, 5-BLADE

3. Options

Options

DF

DUAL UPHOLSTERY

CT

CONTRASTING THREAD

4. Caster/Glide

Casters with Hard Wheels

C1

HARD, BLACK

C2

HARD, MILK W/ LIGHT GRAY TIRE

+4

C3

HARD, LIGHT GRAY

+3

Casters with Soft Wheels

CS1

SOFT, BLACK

+9

CS2

SOFT, MILK W/ LIGHT GRAY TIRE

+17

CS3

SOFT, LIGHT GRAY

+16

5. Frame Finish

Standard Powder Coated Metal

BL

BLUE

BM

BLACK MATTE

CP

CHAMPAGNE

DB

DARK BRONZE

DG

DARK GRAY

DP

DUSTY PINK

DS

DARK SAGE

LG

LIGHT GRAY

LL

LILAC GRAY

LP

LIGHT PISTACHIO

LR

LIPSTICK RED

MB

MIDNIGHT BLUE

Polished Metal

AL

POLISHED ALUMINUM

Wood Finish

MG

MEADOW GREEN

MK

MILK

MS

METALLIC SILVER

NK

NICKEL

OC

OCHRE

PY

PALE YELLOW

RO

RED ORANGE

RR

RUSTY RED

SB

SOFT BLUE

SD

SAND

TC

TERRACOTTA

TP



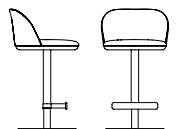
TAUPE

6. Upholstery

See general information section for details on textile program and COM/COL information.

Underline

STOOL: COUNTER

							COM	COL	Textile Upholstery Grades													Leather Upholstery Grades				
TITLE	SERIES	STYLE	SHELL	BASE	DIMENSIONS	YDG	SQFT	COM	A	B	C	D	E	F	G	H	I	J	K	L	M	W	X	Y	E1	E2
Stool, Low Back, Counter Four Leg Metal Base 	UL	2	5	20	19.2W x 19.6D x 34.5H	1.1	14	935	1,063	1,133	1,201	1,271	1,341	1,418	1,493	1,585	1,700	1,841	1,979	2,120	2,257	1,214	1,311	1,621	1,819	2,016
Stool, Low Back, Counter Sled Frame 	UL	2	5	21	19.2W x 19.6D x 34.5H	1.1	14	899	1,026	1,096	1,165	1,236	1,305	1,381	1,458	1,549	1,664	1,805	1,943	2,083	2,221	1,177	1,275	1,586	1,784	1,980
Stool, Low Back, Counter Swivel Pedestal Base 	UL	2	5	23	19.2W x 19.6D x 34.5H	1.1	14	1,786	1,914	1,983	2,052	2,122	2,191	2,268	2,344	2,436	2,551	2,692	2,830	2,970	3,108	2,064	2,162	2,472	2,670	2,866

To Order Select Below

1. Series/Style/Shell

UL25

Underline Stool, Low Back

2. Base

Base

COUNTER STOOL, FOUR LEG METAL

20

COUNTER STOOL, SLED

21

COUNTER STOOL, SWIVEL PEDESTAL

23

3. Options

Options

DF

DUAL UPHOLSTERY

CT

CONTRASTING THREAD

4. Caster/Glide

Casters with Hard Wheels

C1

HARD, BLACK

C2

HARD, MILK W/ LIGHT GRAY TIRE

+4

C3

HARD, LIGHT GRAY

+3

Casters with Soft Wheels

CS1

SOFT, BLACK

+9

CS2

SOFT, MILK W/ LIGHT GRAY TIRE

+17

CS3

SOFT, LIGHT GRAY

+16

5. Frame Finish

Standard Powder Coated Metal

BL

BLUE

BM

BLACK MATTE

CP

CHAMPAGNE

DB

DARK BRONZE

DG

DARK GRAY

DP

DUSTY PINK

DS

DARK SAGE

LG

LIGHT GRAY

LL

LILAC GRAY

LP

LIGHT PISTACHIO

LR

LIPSTICK RED

MB

MIDNIGHT BLUE

MG

MEADOW GREEN

MK

MILK

MS

METALLIC SILVER

NK

NICKEL

OC

OCHRE

PY

PALE YELLOW

RO

RED ORANGE

RR

RUSTY RED

SB

SOFT BLUE

SD

SAND

TC

TERRACOTTA

TP

TAUPE

Polished Metal

AL

POLISHED ALUMINUM

6. Upholstery



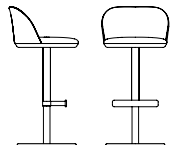
See general information section for details on textile program and COM/COL information.

'AL' is unavailable for the Stool Swivel Wood and Swivel Pedestal models.

11

Underline

STOOL: BAR

							COM	COL	Textile Upholstery Grades													Leather Upholstery Grades				
TITLE	SERIES	STYLE	SHELL	BASE	DIMENSIONS	YDG	SQFT	COM	A	B	C	D	E	F	G	H	I	J	K	L	M	W	X	Y	E1	E2
Stool, Low Back, Bar Four Leg Metal Base 	UL	2	5	30	19.2W x 19.6D x 39.5H	1.1	14	939	1,067	1,137	1,205	1,275	1,346	1,422	1,499	1,589	1,705	1,846	1,983	2,124	2,262	1,218	1,316	1,626	1,824	2,021
Stool, Low Back, Bar Sled Frame 	UL	2	5	31	19.2W x 19.6D x 39.5H	1.1	14	915	1,043	1,113	1,181	1,251	1,322	1,398	1,475	1,565	1,681	1,821	1,959	2,100	2,237	1,194	1,292	1,602	1,799	1,996
Stool, Low Back, Bar Swivel Pedestal Base 	UL	2	5	33	19.2W x 19.6D x 39.5H	1.1	14	1,802	1,929	2,000	2,069	2,138	2,208	2,285	2,361	2,451	2,568	2,708	2,845	2,987	3,124	2,080	2,179	2,489	2,686	2,883

To Order Select Below

1. Series/Style/Shell

UL25

Underline Stool, Low Back

2. Base

Base

BAR STOOL, FOUR LEG METAL

30

BAR STOOL, SLED

31

BAR STOOL, SWIVEL PEDESTAL

33

3. Options

Options

DF

DUAL UPHOLSTERY

CT

CONTRASTING THREAD

4. Caster/Glide

Casters with Hard Wheels

C1

HARD, BLACK

C2

HARD, MILK W/ LIGHT GRAY TIRE

+4

C3

HARD, LIGHT GRAY

+3

Casters with Soft Wheels

CS1

SOFT, BLACK

+9

CS2

SOFT, MILK W/ LIGHT GRAY TIRE

+17

CS3

SOFT, LIGHT GRAY

+16

5. Frame Finish

Standard Powder Coated Metal

BL

BLUE

BM

BLACK MATTE

CP

CHAMPAGNE

DB

DARK BRONZE

DG

DARK GRAY

DP

DUSTY PINK

DS

DARK SAGE

LG

LIGHT GRAY

LL

LILAC GRAY

LP

LIGHT PISTACHIO

LR

LIPSTICK RED

MB

MIDNIGHT BLUE

MG

MEADOW GREEN

MK

MILK

MS

METALLIC SILVER

NK

NICKEL

OC

OCHRE

PY

PALE YELLOW

RO

RED ORANGE

RR

RUSTY RED

SB

SOFT BLUE

SD

SAND

TC

TERRACOTTA

TP

TAUPE

Polished Metal

AL

POLISHED ALUMINUM

6. Upholstery

See general information section for details on textile program and COM/COL information.

'AL' is unavailable for the Stool Swivel Wood and Swivel Pedestal models.

12