

**stylex**

**Nestle**

PRICE LIST

Effective November 01, 2023

# General Information

## STYLEX PRICE LIST

### GENERAL INFORMATION

#### Terms

Net 30 days from date of invoice,  
F. O. B . Delanco, New Jersey.

#### Damaged Shipments

All Stylex products are carefully inspected before they are packed in sturdy cartons designed to satisfy shipping requirements. Stylex is not responsible for damage in shipment. The transportation company assumes responsibility for delivering products to you in good condition when the bill of lading is signed. You protect yourself by refusing shipments showing damage or shortage until transportation company has noted on the delivery sheet the extent of damage or shortage. Concealed damage should be reported to the carrier as soon as discovered, but no later than 5 days after receiving shipment.

#### Return/Restocking Policy

Return shipments will not be accepted unless specifically authorized by Stylex in writing. The Return Authorization number should be clearly marked on the carton. The customer returning Stylex products is responsible for return shipping costs. Merchandise must be returned unused. Returned merchandise is subject to a 35% restocking fee.

#### Special Products

Modifications to standard products will be considered for large runs. Contact factory for price quotations.

#### Design Changes

In keeping with modern manufacturing advances, Stylex reserves the right to incorporate minor modifications and design changes in products without notice.

#### Cancellation/Change Order Policy

Regarding requests for order cancellation and/or order modification, please be advised that no charges will be applied before production, unless inventory has been specifically requisitioned to fulfill your order. Once orders proceed to the production phase, they cannot be altered or canceled under any circumstances. All requests for order cancellations or order changes must be submitted in writing and will only be considered valid upon approval by Stylex.

### WARRANTY

Except as provided below, Stylex warrants exclusively to the original Purchaser of our product that all parts, under normal use and service, will be free from defects in workmanship and material for a period of ten (10) years from the date of purchase. "Normal use and service" means that the product will be used in a typical office environment for 40-45 hours per week.

This warranty is subject to the following limitations, exclusions and provisions:

Limitations involving materials and components:

**Wood components of plywood stacking chairs**  
(such as Brooks and Welcome)  
5 years

#### Upholstery

(including mesh used for Click, F4, Insight, and Zephyr Mesh)  
3 years

#### SAVA Mesh

10 years

#### Pneumatic Cylinders

3 years

#### COM Upholstery

No warranty  
Stylex makes every effort to ensure that the COM Upholstery it approves is suitable for the intended use. Nevertheless, we will not warrant, and assume no responsibility for, the durability or tailoring quality of any COM or COL . If you have any concerns about the ultimate appearance of any covering, please order an upholstered sample.

#### Painted Stack Chair Frames

No Warranty  
We will not warrant the finish of painted stack chair frames against damage from stacking. Please order chrome frames for chairs that will be stacked.

#### Felt Glides

No warranty  
Due to the different surfaces on which felt glides may be used, we cannot warrant their durability over time.

If this product fails during normal use and service within the applicable warranty period (other than through normal wear and tear), please submit a warranty claim at [stylexdesign.com/warranty-claim/](http://stylexdesign.com/warranty-claim/). Quantity, model details, description of issue, and Stylex certified labels are required for submission. PLEASE DO NOT RETURN PARTS OR THE PRODUCT TO STYLEX UNLESS INSTRUCTED TO DO SO BY STYLEX. Stylex will, at its discretion, either repair or replace the defective product or part at no cost. Labor requests must receive approval and will be authorized on a case-by-case basis. We will only reimburse for labor costs directly incurred, excluding any travel-related expenses. Purchaser may be required (at the option of Stylex) to return to Stylex at Purchaser's expense any defective part with all freight or shipping charges prepaid. The foregoing warranty shall be void if the product has been altered or repaired (other than by Stylex). The warranty does not cover damage to the product caused by accident, neglect, misuse, abuse, modification to the product by anyone other than Stylex or damage caused by use of the product for a purpose other than that for which it was designed. This warranty extends only to the original Purchaser of the product.

#### No Other Warranties

This warranty is in lieu of all other warranties, expressed or implied, including, but not limited to, implied warranties of merchantability and fitness for a particular purpose. The rights and remedies provided herein are the exclusive rights and remedies of the original purchaser of the product.

#### No Liability For Damages

In no event shall Stylex or its suppliers be responsible or liable for any special, indirect, consequential, or incidental damages. In no event shall the liability of Stylex exceed the actual purchase price paid to Stylex for the product.

#### Out of Warranty Products

For all products no longer covered by our warranty, please refer to our Design for Durability and Upgradability Policy. Contact your Account Manager if you would like to purchase any replaceable components to further extend the life of any Stylex seating product. This warranty applies to all Stylex products purchased on April 13, 2018, and thereafter.

### PRODUCT TAKE BACK PROGRAM

In order to be good stewards of our products, Stylex offers a pathway towards a Product Take Back Program as a more viable solution to the end of our products' originally intended life.

Stylex supports the sustainable programs of ANEW and offers their added value to our clients through a comprehensive take-back solution for surplus office furniture and materials of any kind, in any condition. ANEW is a 501(c)(3) non-profit organization that exists to provide companies with smart, cost effective alternatives for their surplus furniture and other items with the priority of matching it to non- profits, public agencies and the underserved, within the local community of the project site. Corporate Social Responsibility is raised while the impact on the environment is lowered by diverting products and materials otherwise destined for landfill.

Stylex is proud to offer ANEW to customers dedicated to strengthening their community network by repurposing their furniture, fixtures and architectural materials to those in need. In 2014, Stylex committed to making this relationship a part of our strategic sales strategy. Visit [www.anewfound.org](http://www.anewfound.org) to find out more.

To initiate a Product Take Back strategy through ANEW, contact Stylex Account Management at 800-257-5742.

For other end of life recovery options, please see our Product Disassembly Instructions and End of Life Recovery Options documents available on our website in the resources section of each product in our line.

### FREIGHT PROGRAM

Freight charges will be calculated as a percentage of the net product price and added to the invoice at the time of shipment. The continental United States has been divided into three zones. Please use the map below to determine freight charges for the product's destination. Minimum freight charge is \$250. Please let us know if you will be shipping to a residential address or require inside delivery as this requires an additional fee. Also please note we need to be made aware if a liftgate is required prior to delivery. If any requests are made at the time of delivery, applicable charges will apply.



### ZONE 1 - 4%

Connecticut  
Delaware  
New York  
New Jersey  
Maryland  
Massachusetts  
North Carolina  
Ohio  
Pennsylvania  
Rhode Island  
Virginia  
Washington D.C.  
West Virginia

### ZONE 2 - 5%

Alabama  
Arkansas  
Canada, Ontario  
Canada, Quebec  
Florida  
Georgia  
Iowa  
Illinois  
Indiana  
Kansas  
Kentucky  
Louisiana  
Nebraska  
New Hampshire  
Oklahoma  
Maine  
Michigan  
Minnesota  
Missouri  
Mississippi  
South Carolina  
Tennessee  
Texas  
Vermont  
Wisconsin

### ZONE 3 - 6%

Arizona  
California  
Colorado  
Idaho  
Montana  
Nevada  
New Mexico  
North Dakota  
Oregon  
South Dakota  
Utah  
Washington  
Wyoming

**Quote Per Project**  
Alaska  
Hawaii  
Canada  
(outside Ontario & Quebec)  
Mexico

# General Information

## STYLEX PRICE LIST

### TEXTILE PARTNERS & APPROVALS

#### Textile Partners

To customize your furniture performance needs and design vision, Stylex offers a wide selection of in-graded leathers and textiles from Grades A through Y. We've partnered with leading manufacturers on the options, focusing on color, price, durability, and construction. To view our partners and explore our digital carded program with broadly approved textiles, visit [this page](#). We stand by these textiles: They're tried and tested, and will effortlessly fit into any design aesthetic.

#### Textile Approvals

All textiles must be approved for the product you are specifying. For the related approved textile lists, visit [this page](#).

### CAL 117 AND 133 COMPLIANCE

#### CAL 117-2013

CAL 117-2013 compliance is a requirement for all textiles applied on our seating products. All Stylex seating products meet this standard.

#### CAL 133

Most Stylex seating can be ordered to meet the requirements of CAL 133. When ordering, simply specify "CAL 133 compliance required". The upcharge for this option is \$54 list per yard. Please refer to the COM yardage of each model to determine the number of yards required. We do frequently require full-scale burn tests in order to certify CAL 133 before an order will be accepted. Such burn tests may increase normal lead times and do carry additional charges. Please contact your Stylex account manager for details.

### CUSTOMER'S OWN MATERIAL/LEATHER

Customer's own material (COM) and customer's own leather (COL) will generally be upholstered at the price designated in each product's price list. Please be advised, however, that we specifically reserve the right to charge a higher price when we determine that special circumstances, such as unusual repeats or challenging materials, present themselves. All orders for custom coverings must be approved by Stylex before they will be accepted for production. To submit proposed textile for approval, please use the COM form [here](#).

#### Special Note:

We assume no responsibility for the durability or tailoring quality of any COM or COL. Directional covers in particular may not meet your satisfaction due to the design of certain products. Please be advised that COM and COL orders are not subject to return. If you have doubts about the ultimate appearance of certain coverings, please order a sample done with that specific COM or COL. In addition, while we inspect fabrics for mill imperfections, some are difficult to recognize. We cannot be responsible for defects, color inaccuracies, dye lot variations, or other flaws.

Under no circumstances will we be responsible for COM shortages, flaws, or other such problems. Finally, it is not our responsibility to police the receipt of COM's in order to meet delivery deadlines, and we assume our customers are aware of any undue delay in the shipment of their COM fabrics.

#### COM fabric and COL leather should be sent prepaid to: Stylex

**Attn: COM/COL - [Your Stylex PO #]  
740 Coopertown Road  
Delanco, NJ 08075**

**All COM/COL sent to Stylex must be accompanied with a packing list which indicates the dealers' name, Stylex corresponding PO number, sales order number, COM/COL supplier name, textile pattern, colorway and shipped quantity. Stylex requires COM to be sent in as continuous yardage in the same dielot.**

Yardage requirements shown in the price list are based on non-directional goods of 54" width. Fabrics less than 54" wide or those requiring matching (stripes, prints, or large patterned designs) call for additional yardage. We will be happy to supply yardage requirements for large quantities where economies may be realized.

#### Add the following yardage for stripes, plaids, or patterns with repeats:

Fabric Width	Plain Fabric	2-14" Repeat	15-24" Repeat	25-27" Repeat	28-36" Repeat
54"	0%	10%	15%	20%	25%
50"	10%	20%	25%	30%	35%
48"	15%	25%	30%	35%	40%
45"	40%	50%	55%	60%	65%
36"	50%	60%	65%	70%	75%

### COM/COL FORM

To avoid delay in processing COM orders we request that you submit a sample of your COM textile stapled to this form which can be downloaded [here](#). If a textile has a stripe or design, the size of the repeat should be indicated. Please indicate the textile supplier's name, textile number, and color. Also indicate the Stylex product on which the textile will be used. If a certain direction of application is required, please ensure that information is communicated directly to your Stylex account manager.

The fabric supplier must indicate on his shipping labels the dealer name and purchase order number as well as the Stylex model number.

#### Please Note:

No order may be entered into production or have a shipping date assigned until all related COM is received at the factory.



### CENTER OF STRIPE OR DESIGN

TOP OF CHAIR	TOP OF CHAIR
--------------	--------------

1. Size of Repeat

2. Textile Supplier

3. Textile Number

4. Color

5. Stylex Product

# Contents

<hr/>	
<a href="#">COLORS, MATERIALS, AND FINISHES</a>	<a href="#">5</a>
<hr/>	
<a href="#">STATEMENT OF LINE</a>	<a href="#">6</a>
<hr/>	
<a href="#">DIMENSIONS</a>	<a href="#">7</a>
<hr/>	
<a href="#">HOW TO ORDER</a>	<a href="#">8</a>
<hr/>	
<a href="#">PRICING</a>	<a href="#">9</a>
<hr/>	

CLICK THE TITLES ABOVE TO NAVIGATE THROUGH THE DOCUMENT  
PRODUCT HEADERS ON SUBSEQUENT PAGES LINK BACK TO THIS PAGE


# Nestle

COLORS, MATERIALS, AND FINISHES


---

## POWDER COATED PAINTED METAL


---




MILK  
(MK)




SAND  
(SD)




PALE YELLOW  
(PY)




TERRACOTTA  
(TC)




LIPSTICK RED  
(LR)




RED ORANGE  
(RO)




RUSTY RED  
(RR)




DUSTY PINK  
(DP)




LIGHT PISTACHIO  
(LP)




MEADOW GREEN  
(MG)




DARK SAGE  
(DG)




SOFT BLUE  
(SB)




BLUE  
(BL)



MIDNIGHT BLUE  
(MB)




LILAC GRAY  
(LL)



LIGHT GRAY  
(LG)




CHAMPAGNE  
(CP)




METALLIC SILVER  
(MS)




NICKEL  
(NK)




OCHRE  
(OC)




TAUPE  
(TP)



DARK BRONZE  
(DB)



DARK GRAY  
(DG)




BLACK MATTE  
(BM)


---

## METAL FINISH

---



CHROME  
(CH)



POLISHED  
ALUMINUM  
(AL)

---

## WOOD LEG FINISH

---



MAPLE  
(83)




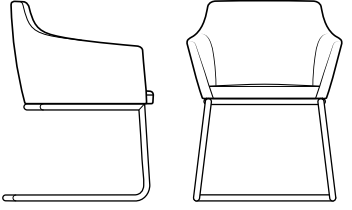
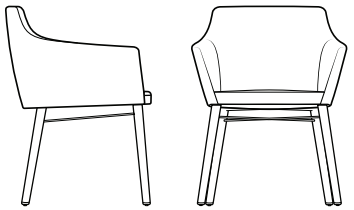
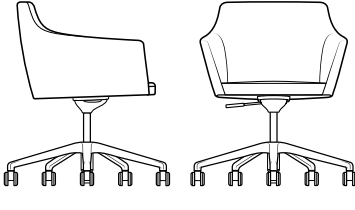
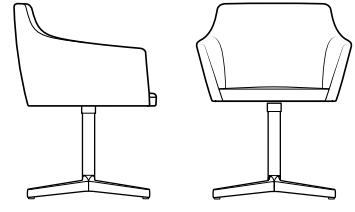
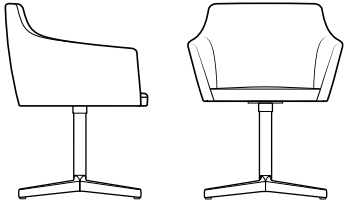
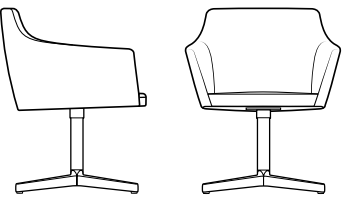

WHITE OAK  
(81)



WALNUT  
(85)

# Nestle

## SPECIFICATION GUIDE: STATEMENT OF LINE & DIMENSIONS

OVERVIEW	GUEST			LOUNGE		ADJUSTABLE HEIGHT	
	<b>Mitered Sled</b> 	<b>Cantilever Sled</b> 	<b>Wood Metal Leg</b> 			<b>Five Blade</b> 	
	<b>Swivel Cast Aluminum</b> 	<b>Swivel Return Cast Aluminum</b> 		<b>Swivel Cast Aluminum</b> 	<b>Swivel Return Cast Aluminum</b> 		

### PRODUCT INFORMATION

#### Design

Brad Ascalon

#### Bases

Sled bases utilize steel tubing. Both 4-blade and 5-blade bases are cast aluminum. Wood Legs are braced with a steel cross-structure beneath the seat. The wood legs are produced from either White Oak, Maple, or Walnut.

All sled base components, as well as the steel cross-structure on 4-leg wood bases, may be ordered in bright chrome, or one of our powder coat finishes. The 4-blade and 5-blade swivel bases are polished aluminum or powder coated.

#### Glides

Glides are either plastic or plastic with felt pads. Please note that felt pad glides are not available on models with Aluminum or Cantilever bases.

#### Performance Standards

Manufactured to comply with:  
ANSI/BIFMA X5.1 General-Purpose Office Chairs - Tests

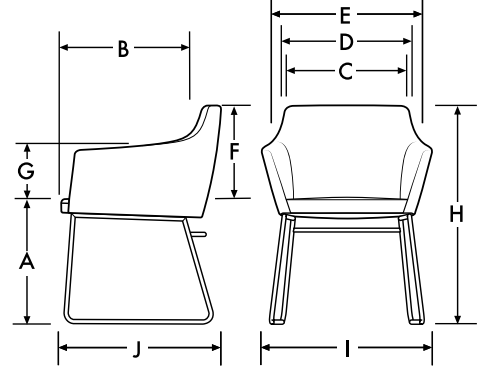
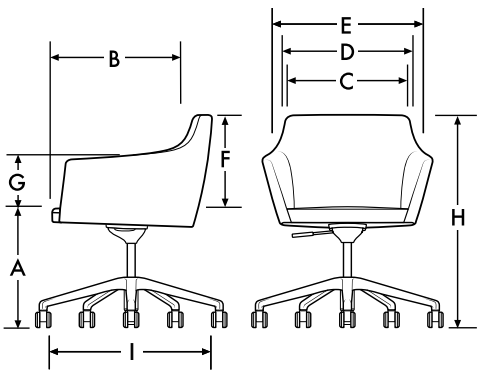
#### Environment

Greenguard Certified  
LEVEL® 2

# Nestle

## SPECIFICATION GUIDE: STATEMENT OF LINE & DIMENSIONS

### DIMENSIONS

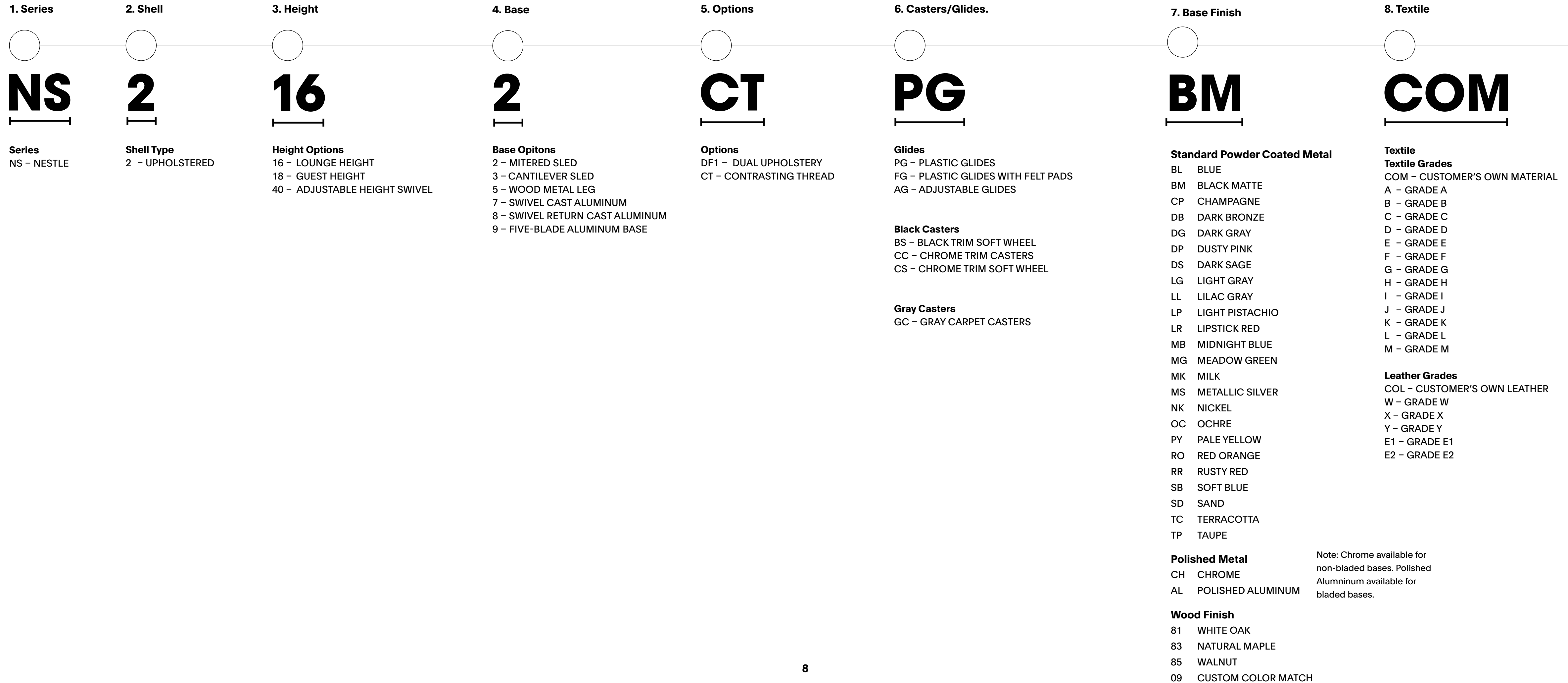
	<b>Mitered Sled Guest</b>	<b>Cantilever Sled Guest</b>	<b>Wood Metal Leg Guest</b>	<b>Swivel Cast Aluminum, Guest</b>	<b>Swivel Return Cast Aluminum Guest</b>	<b>Swivel Cast Aluminum Lounge</b>	<b>Swivel Return Cast Aluminum Lounge</b>
<p>A. Seat Height</p> <p>B. Seat Depth</p> <p>C. Seat Width</p> <p>D. Back Width</p> <p>E. Distance Between Arms</p> <p>F. Back Height</p> <p>G. Arm Height</p> <p>H. Overall Height</p> <p>I. Overall Width</p> <p>J. Overall Depth</p> 	<p>A. 18</p> <p>B. 19.5</p> <p>C. 18</p> <p>D. 19.25</p> <p>E. 22.75</p> <p>F. 14</p> <p>G. 8</p> <p>H. 33</p> <p>I. 25.75</p> <p>J. 23.75</p>	<p>A. 18"</p> <p>B. 19.5"</p> <p>C. 18"</p> <p>D. 19.25"</p> <p>E. 22.75"</p> <p>F. 14"</p> <p>G. 8"</p> <p>H. 33"</p> <p>I. 25.75"</p> <p>J. 25"</p>	<p>A. 18</p> <p>B. 19.5</p> <p>C. 18</p> <p>D. 19.25</p> <p>E. 22.75</p> <p>F. 14</p> <p>G. 8</p> <p>H. 32.75</p> <p>I. 25.75</p> <p>J. 24.25"</p>	<p>A. 18</p> <p>B. 19.5</p> <p>C. 18</p> <p>D. 19.25</p> <p>E. 22.75</p> <p>F. 14</p> <p>G. 8</p> <p>H. 32.5</p> <p>I. 25.75</p> <p>J. 24.25"</p>	<p>A. 18</p> <p>B. 19.5</p> <p>C. 18</p> <p>D. 19.25</p> <p>E. 22.75</p> <p>F. 14</p> <p>G. 8</p> <p>H. 32.5</p> <p>I. 25.75</p> <p>J. 24.25"</p>	<p>A. 16.5"</p> <p>B. 19.5"</p> <p>C. 18"</p> <p>D. 19.25"</p> <p>E. 22.75"</p> <p>F. 14"</p> <p>G. 8"</p> <p>H. 30"</p> <p>I. 25.75"</p> <p>J. 24.25"</p>	<p>A. 16.5"</p> <p>B. 19.5"</p> <p>C. 18"</p> <p>D. 19.25"</p> <p>E. 22.75"</p> <p>F. 14"</p> <p>G. 8"</p> <p>H. 30"</p> <p>I. 25.75"</p> <p>J. 24.25"</p>
<p>A. Seat Height</p> <p>B. Seat Depth</p> <p>C. Seat Width</p> <p>D. Back Width</p> <p>E. Distance Between Arms</p> <p>F. Back Height</p> <p>G. Arm Height</p> <p>H. Overall Height</p> <p>I. Overall Depth Chair</p> 	<p><b>Five Blade Cast Aluminum</b></p> <p>A. 15.4" - 20.4"</p> <p>B. 19.5"</p> <p>C. 18"</p> <p>D. 19.25"</p> <p>E. 22.75"</p> <p>F. 14"</p> <p>G. 8"</p> <p>H. 28.5" - 33.5"</p> <p>I. 24.25"</p>						

# Nestle

SPECIFICATION GUIDE: HOW TO ORDER

## MODEL CODE BREAKDOWN

Sample Model Code: NS2162CTPGBMCOM


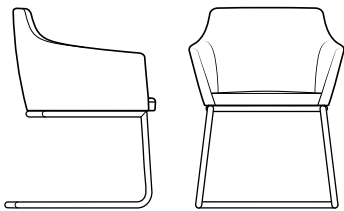
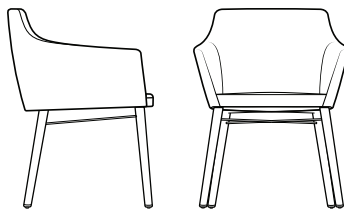
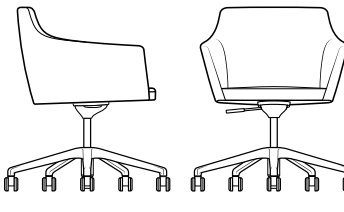


Note: Chrome available for non-bladed bases. Polished Aluminum available for bladed bases.



# Nestle

## PRICING

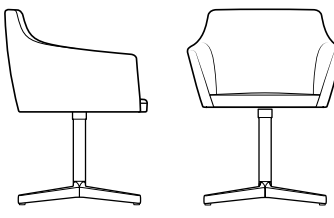
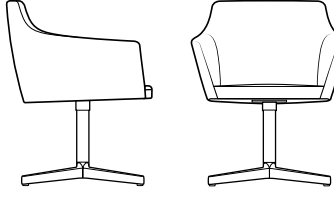
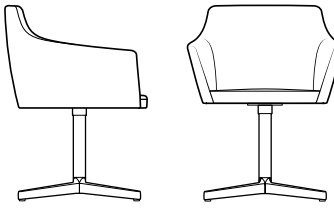
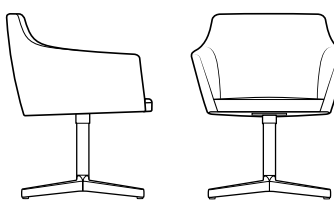
TITLE	SERIES	SEAT	FRAME	DIMENSIONS	COM YDG	COL SQFT	Textile Upholstery Grades										Leather Upholstery Grades								
							COM	A	B	C	D	E	F	G	H	I	J	K	L	M	W	X	Y	E1	E2
<b>Mitered Sled Frame</b> 	NS	218	2	25.75W x 23.75D x 33H	2.25	30	1,713	1,898	2,001	2,099	2,199	2,299	2,411	2,521	2,654	2,820	2,998	3,193	3,382	3,564	2,448	2,633	3,241	3,517	4,151
<b>Cantilever Sled Frame</b> 	NS	218	3	25.75W x 25D x 33H	2.25	30	1,713	1,898	2,001	2,099	2,199	2,299	2,411	2,521	2,654	2,820	2,998	3,193	3,382	3,564	2,448	2,633	3,241	3,517	4,151
<b>Wood Metal Leg Frame</b> 	NS	218	5	25.75W x 24.25D x 32.75H	2.25	30	2,010	2,196	2,296	2,398	2,496	2,598	2,709	2,818	2,948	3,119	3,296	3,490	3,678	3,860	2,748	2,931	3,553	3,816	4,462
<b>Five-Blade Aluminum Base</b> 	NS	240	9	25.75W x 24.25D x 28.5 - 33.5H	2.25	30	2,010	2,196	2,296	2,398	2,496	2,598	2,709	2,818	2,948	3,119	3,296	3,490	3,678	3,860	2,748	2,931	3,553	3,816	4,462

### To Order Select Below

<p><b>1. Series</b></p> <p>Series</p> <p>NS NESTLE</p>	<p><b>2. Shell</b></p> <p>Shell</p> <p>2 UPHOLSTERED</p>	<p><b>3. Height</b></p> <p>Height</p> <p>18 GUEST HEIGHT ADJUSTABLE 40 HEIGHT SWIVEL</p>	<p><b>4. Base</b></p> <p>Base</p> <p>2 MITERED SLED 3 CANTILEVER SLED 5 WOOD METAL LEG FIVE-BLADE 9 ALUMINUM BASE</p>	<p><b>5. Options</b></p> <p>Options</p> <p>DF1 DUAL UPHOLSTERY CONTRASTING CT THREAD</p> <p><b>Dual Upholstery:</b> Back Shell Upholstery 1.7 yds 25 sqft</p> <p>Seat Upholstery 0.75 yds 10 sqft</p>	<p><b>6. Casters/Glides</b></p> <p>Glides</p> <p>PG PLASTIC GLIDES PLASTIC GLIDES FG WITH FELT PADS</p> <p><b>Casters</b></p> <p>BS SOFT, BLACK <b>+44</b> CC HARD, CHROME TRIM <b>+102</b> CS SOFT, CHROME TRIM <b>+128</b> GC HARD, GRAY <b>+29</b> GS SOFT, GRAY <b>+55</b></p> <p>Only casters available on five-blade base. Black carpet casters are used on five blade base unless other caster option is chosen.</p>	<p><b>5. Frame Finish</b></p> <p>Powder Coat</p> <p>BL BLUE BM BLACK MATTE CP CHAMPAGNE DB DARK BRONZE DG DARK GRAY DP DUSTY PINK DS DARK SAGE LG LIGHT GRAY</p> <p>LL LILAC GRAY LP LIGHT PISTACHIO LR LIPSTICK RED MB MIDNIGHT BLUE MG MEADOW GREEN MK MILK MS METALLIC SILVER NK NICKEL</p> <p><b>Other</b></p> <p>CH CHROME <b>+153</b> POLISHED AL ALUMINUM</p> <p>Chome available for non-bladed bases. Polished aluminum available for bladed bases.</p>	<p><b>7. Upholstery</b></p> <p>OC OCHRE PY PALE YELLOW RO RED ORANGE RR RUSTY RED SB SOFT BLUE SD SAND TC TERRACOTTA TP TAUPE</p> <p><b>Wood</b></p> <p>81 WHITE OAK 83 NATURAL MAPLE 85 WALNUT <b>+134</b> 09 CUSTOM COLOR MATCH</p> <p>Cylinder color will match the frame if the frame finish is black matte, light gray, or milk. Otherwise, the cylinder will be chrome. There is a 20 chair minimum for custom wood color match.</p>
--	--	--	---	---	---	---	--

# Nestle

## PRICING

TITLE	SERIES	SEAT	FRAME	DIMENSIONS	COM	COL	Textile Upholstery Grades										Leather Upholstery Grades								
							YDG	SQFT	COM	A	B	C	D	E	F	G	H	I	J	K	L	M	W	X	Y
Swivel Cast Aluminum Base, Guest Height 	NS	218	7	25.75W x 24.25D x 32.5H	2.25	30	1,787	1,973	2,073	2,176	2,273	2,375	2,487	2,596	2,726	2,895	3,072	3,268	3,456	3,638	2,523	2,708	3,318	3,591	4,230
Swivel Cast Aluminum Base, Lounge Height 	NS	216	7	25.75W x 24.25D x 32.5H	2.25	30	1,787	1,973	2,073	2,176	2,273	2,375	2,487	2,596	2,726	2,895	3,072	3,268	3,456	3,638	2,523	2,708	3,318	3,591	4,230
Swivel Return Cast Aluminum Base, Guest Height 	NS	218	8	25.75W x 24.25D x 32.5H	2.25	30	1,974	2,158	2,259	2,359	2,460	2,562	2,671	2,783	2,913	3,082	3,259	3,455	3,643	3,826	2,709	2,894	3,514	3,777	4,423
Swivel Return Cast Aluminum Base, Lounge Height 	NS	216	8	25.75W x 24.25D x 32.5H	2.25	30	1,974	2,158	2,259	2,359	2,460	2,562	2,671	2,783	2,913	3,082	3,259	3,455	3,643	3,826	2,709	2,894	3,514	3,777	4,423

### To Order Select Below

<p><b>1. Series</b></p> <p>● Series</p> <p>NS NESTLE</p>	<p><b>2. Shell</b></p> <p>● Shell</p> <p>2 UPHOLSTERED</p>	<p><b>3. Height</b></p> <p>● Height</p> <p>16 LOUNGE HEIGHT 18 GUEST HEIGHT</p>	<p><b>4. Base</b></p> <p>● Base</p> <p>7 SWIVEL CAST ALUMINUM 8 SWIVEL RETURN CAST ALUMINUM</p>	<p><b>5. Options</b></p> <p>● Options</p> <p>DF1 DUAL UPHOLSTERY ADJUSTABLE GLIDES <b>+15</b> AG CONTRASTING THREAD CT</p> <p><b>Dual Upholstery:</b> Back Shell Upholstery 1.7 yds 25 sqft</p> <p>Seat Upholstery 0.75 yds 10 sqft</p>	<p><b>6. Frame Finish</b></p> <p>● Powder Coat</p> <table border="0"> <tr> <td>BL BLUE</td> <td>LL LILAC GRAY</td> <td>OC OCHRE</td> </tr> <tr> <td>BM BLACK MATTE</td> <td>LP LIGHT PISTACHIO</td> <td>PY PALE YELLOW</td> </tr> <tr> <td>CP CHAMPAGNE</td> <td>LR LIPSTICK RED</td> <td>RO RED ORANGE</td> </tr> <tr> <td>DB DARK BRONZE</td> <td>MB MIDNIGHT BLUE</td> <td>RR RUSTY RED</td> </tr> <tr> <td>DG DARK GRAY</td> <td>MG MEADOW GREEN</td> <td>SB SOFT BLUE</td> </tr> <tr> <td>DP DUSTY PINK</td> <td>MK MILK</td> <td>SD SAND</td> </tr> <tr> <td>DS DARK SAGE</td> <td>MS METALLIC SILVER</td> <td>TC TERRACOTTA</td> </tr> <tr> <td>LG LIGHT GRAY</td> <td>NK NICKEL</td> <td>TP TAUPE</td> </tr> </table> <p>● Other</p> <p>AL POLISHED ALUMINUM</p>	BL BLUE	LL LILAC GRAY	OC OCHRE	BM BLACK MATTE	LP LIGHT PISTACHIO	PY PALE YELLOW	CP CHAMPAGNE	LR LIPSTICK RED	RO RED ORANGE	DB DARK BRONZE	MB MIDNIGHT BLUE	RR RUSTY RED	DG DARK GRAY	MG MEADOW GREEN	SB SOFT BLUE	DP DUSTY PINK	MK MILK	SD SAND	DS DARK SAGE	MS METALLIC SILVER	TC TERRACOTTA	LG LIGHT GRAY	NK NICKEL	TP TAUPE	<p><b>7. Upholstery</b></p> <p>● See <a href="#">general information section</a> for details on textile program and COM/COL information.</p>
BL BLUE	LL LILAC GRAY	OC OCHRE																												
BM BLACK MATTE	LP LIGHT PISTACHIO	PY PALE YELLOW																												
CP CHAMPAGNE	LR LIPSTICK RED	RO RED ORANGE																												
DB DARK BRONZE	MB MIDNIGHT BLUE	RR RUSTY RED																												
DG DARK GRAY	MG MEADOW GREEN	SB SOFT BLUE																												
DP DUSTY PINK	MK MILK	SD SAND																												
DS DARK SAGE	MS METALLIC SILVER	TC TERRACOTTA																												
LG LIGHT GRAY	NK NICKEL	TP TAUPE																												