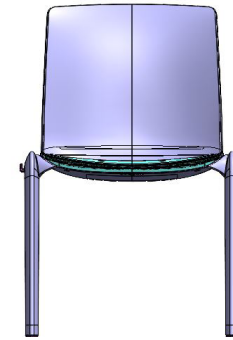
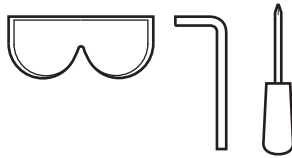


Disassembly and Recycling Document

Disassembly Time: 5min / No Special Training Required


Tools Required

Safety Glasses
5/32 allen wrench
Phillips Head Screw Driver



Breakdown Steps


1. Turn the chair on its back to reveal the aluminum (5) Phillips screws. Unscrew all 5 to remove the Seat Shell



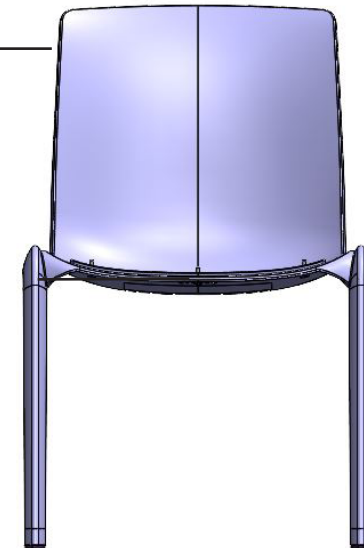
- Seat Shell
- Material:
Polypropylene, foam
upholstery



2. Finally, use a 5/32 allen wrench to remove the 4 screws retaining the ganging brackets



- Shell & Glides
- Polypropylene



- Ganging Bracket
- Aluminum
- Washer
- Steel
- Button Head Cap Screw
- Steel

