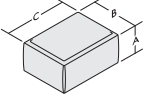
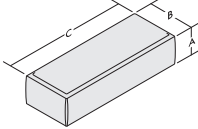
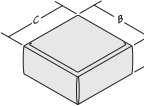
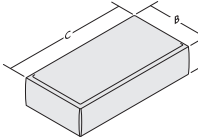
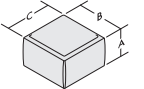
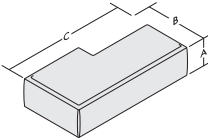
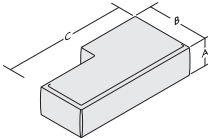


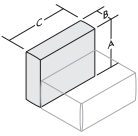
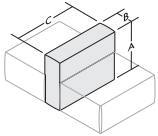
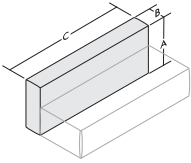
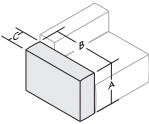
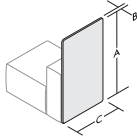
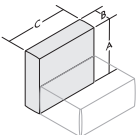
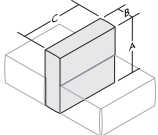
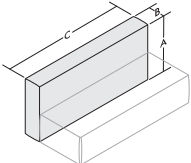
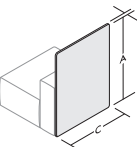
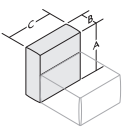
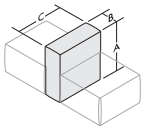
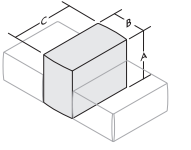
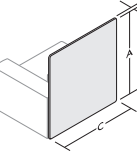
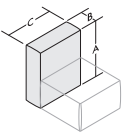
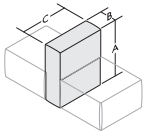
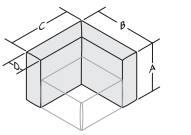
stylex

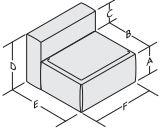
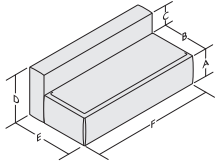
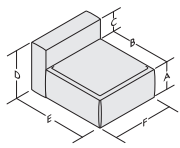
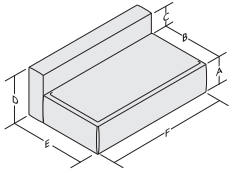
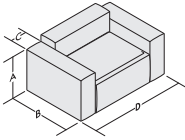
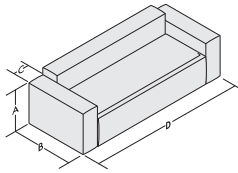
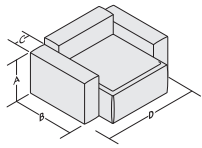
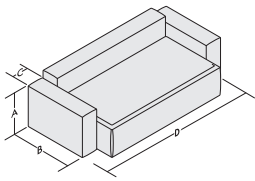
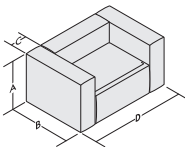
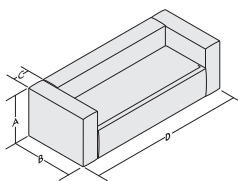
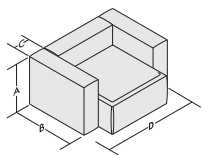
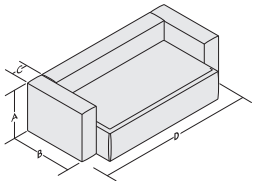
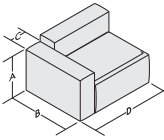
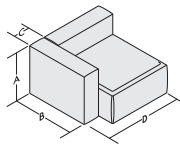
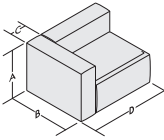
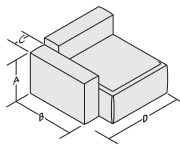
**Yoom
Boxed
Classic**

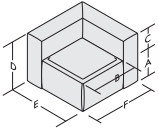
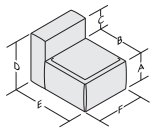
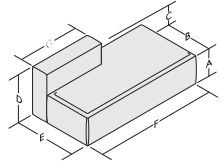
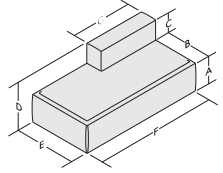
PRICE LIST
Effective November 01, 2023

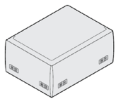




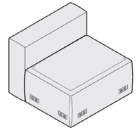
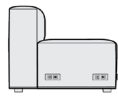
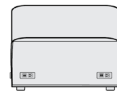
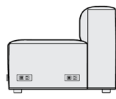
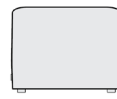
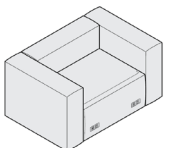
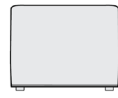
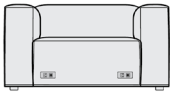
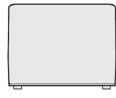

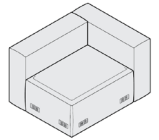
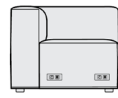
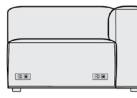
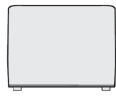
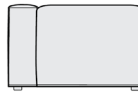
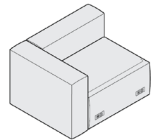
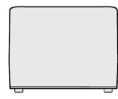
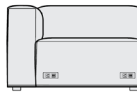
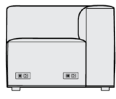
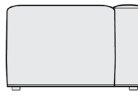
Seat	Single	Double			General Information
<p>Dimensions/ Overview A. Height B. Depth C. Width</p>	<p>Seat A. 15" B. 27" C. 36"</p> 	<p>Double Seat A. 15" B. 27" C. 70"</p> 			<p>Design Stylex/Anthony Land</p> <p>Construction Internal frames are built from 5/8" PS 1-09 certified plywood. All surfaces are covered with foam of varying thicknesses and densities, depending on the particular unit. Chairs incorporate Dymetrol webbing in the seat for added comfort.</p> <p>Ganging All individual units may be connected to one another with the use of a forked latch system. Yoom utilizes a ganging system that causes foam compression. For precise ganged layout dimensions, please reach out to: designapplication@stylexseating.com</p> <p>Glides Yoom Boxed is available with 3 glide options: plastic, rubber, and felt.</p> <p>Casters Yoom single seats and chairs (without arms) are available with 2 caster options: hard and soft.</p> <p>Power Optional power receptacle offers three exposed power ports: 2 USB 2.1A ports and a standard, grounded 3-prong electrical outlet.</p> <p>Testing Manufactured to comply with ANSI/ BIFMA X5.4 Lounge Seating Tests.</p> <p>Environment Greenguard Certified.</p>
<p>Full Seat A. Height B. Depth C. Width</p>	<p>Single Full Seat A. 15" B. 36" C. 36"</p> 	<p>Double Full Seat A. 15" B. 36" C. 70"</p> 			
<p>Narrow Seat A. Height B. Depth C. Width</p>	<p>Narrow Seat A. 15" B. 27" C. 27"</p> 				
<p>Chaise</p>	<p>Right</p>	<p>Left</p>			
<p>Dimensions/ Overview A. Height B. Depth C. Width</p>	<p>Chaise Right A. 15" B. 36" C. 70"</p> 	<p>Chaise Left A. 15" B. 36" C. 70"</p> 			

Please note that there is 1" of clearance between the floor and all Yoom components. Yoom utilizes a ganging system that causes foam compression. For precise ganged layout dimensions, please reach out to: designapplication@stylexseating.com

Dimensions / Overview	Single Back	Single Thin	Double Back	Arm	Screens	General Information
<p>A. Height B. Depth C. Width</p>	<p>Single Back A. 26" B. 9" C. 36"</p> 	<p>Single Thin Back to Back A. 26" B. 9" C. 36"</p> 	<p>Double Back A. 26" B. 9" C. 70"</p> 	<p>Single Low Arm A. 22" B. 36" C. 10.5"</p> 	<p>25" Privacy Screen A. 45" B. 1.5" C. 25"</p> 	<p>Design Stylex/Anthony Land</p> <p>Construction Internal frames are built from 5/8" PS 1-09 certified plywood. All surfaces are covered with foam of varying thicknesses and densities, depending on the particular unit. Chairs incorporate Dymetrol webbing in the seat for added comfort.</p> <p>Ganging All individual units may be connected to one another with the use of a forked latch system. Yoom utilizes a ganging system that causes foam compression. For precise ganged layout dimensions, please reach out to: designapplication@stylexseating.com</p> <p>Glides Yoom Boxed is available with 3 glide options: plastic, rubber, and felt.</p> <p>Casters Yoom single seats and chairs (without arms) are available with 2 caster options: hard and soft.</p> <p>Power Optional power receptacle offers three exposed power ports: 2 USB 2.1A ports and a standard, grounded 3-prong electrical outlet.</p>
<p>A. Height B. Depth C. Width</p>	<p>Single High Back A. 30" B. 9" C. 36"</p> 	<p>Single High Thin Back to Back A. 30" B. 9" C. 36"</p> 	<p>Double High Back A. 30" B. 9" C. 70"</p> 		<p>34" Privacy Screen A. 45" B. 1.5" C. 34"</p> 	<p>Testing Manufactured to comply with ANSI/ BIFMA X5.4 Lounge Seating Tests.</p> <p>Environment Greenguard Certified.</p>
<p>A. Height B. Depth C. Width</p>	<p>Single Narrow Back A. 26" B. 9" C. 27"</p> 	<p>Single Narrow Thin Back to Back A. 26" B. 9" C. 27"</p> 	<p>Back to Back A. 26" B. 18" C. 36"</p> 		<p>43" Privacy Screen A. 45" B. 1.5" C. 43"</p> 	
<p>A. Height B. Depth C. Width D. Depth of back</p>	<p>Single Narrow High Back A. 30" B. 9" C. 27"</p> 	<p>Single Narrow High Thin Back to Back A. 30" B. 9" C. 27"</p> 	<p>Corner Back A. 26" B. 36" C. 36" D. 9"</p> 			

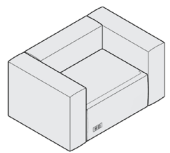
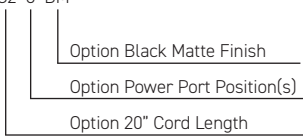
Dimensions / Overview	Single Chair	Double Chair	Single Full Chair	Double Full Chair	General Information
Armless Chair A. Seat Height B. Seat Depth C. Back Height D. Overall Height E. Overall Depth F. Overall Width	Single Chair Armless A. 15" B. 27" C. 11" D. 26" E. 36" F. 36" 	Double Chair Armless A. 15" B. 27" C. 11" D. 26" E. 36" F. 70" 	Single Full Chair Armless A. 15" B. 36" C. 11" D. 26" E. 45" F. 36" 	Double Full Chair Armless A. 15" B. 36" C. 11" D. 26" E. 45" F. 70" 	Design Stylex/Anthony Land Construction Internal frames are built from 5/8" PS 1-09 certified plywood. All surfaces are covered with foam of varying thicknesses and densities, depending on the particular unit. Chairs incorporate Dymetrol webbing in the seat for added comfort.
Arm Low A. Arm Height B. Arm Depth C. Arm Width D. Overall Width Arms	Single Chair Low Arms A. 22" B. 36" C. 10.5" D. 56" 	Double Chair Low Arms A. 22" B. 36" C. 10.5" D. 90" 	Single Full Chair Low Arms A. 22" B. 36" C. 10.5" D. 56" 	Double Full Chair Low Arms A. 22" B. 36" C. 10.5" D. 90" 	Ganging All individual units may be connected to one another with the use of a forked latch system. Yoom utilizes a ganging system that causes foam compression. For precise ganged layout dimensions, please reach out to: designapplication@styleseating.com Glides Yoom Boxed is available with 3 glide options: plastic, rubber, and felt.
Arm High A. Arm Height B. Arm Depth C. Arm Width D. Overall Width Arms	Single Chair High Arms A. 26" B. 36" C. 10.5" D. 56" 	Double Chair High Arms A. 26" B. 36" C. 10.5" D. 90" 	Single Full Chair High Arms A. 15" B. 36" C. 10.5" D. 56" 	Double Full Chair High Arms A. 26" B. 36" C. 10.5" D. 90" 	Casters Yoom single seats and chairs (without arms) are available with 2 caster options: hard and soft. Power Optional power receptacle offers three exposed power ports: 2 USB 2.1A ports and a standard, grounded 3-prong electrical outlet.
Arm Low Right or Left A. Arm Height B. Arm Depth C. Arm Width D. Overall Width with Arm	Single Chair with Right Low Arm A. 22" B. 36" C. 10.5" D. 46" 		Single Full Chair with Right Low Arm A. 22" B. 36" C. 10.5" D. 46" 		Testing Manufactured to comply with ANSI/ BIFMA X5.4 Lounge Seating Tests. Environment Greenguard Certified.
Arm High Right or Left A. Arm Height B. Arm Depth C. Arm Width D. Overall Width with Arms	Single Chair with Right High Arm A. 26" B. 36" C. 10.5" D. 46" 		Single Full Chair with Right High Arm A. 26" B. 36" C. 10.5" D. 46" 		

Dimensions / Overview	Corner Chair	Single Narrow Chair	Chaise Left	Chaise Right	General Information
<p>Chair</p> <ul style="list-style-type: none"> A. Seat Height B. Seat Depth C. Back Height D. Overall Height E. Overall Depth F. Overall Width 	<p>Corner Chair</p> <ul style="list-style-type: none"> A. 15" B. 25" C. 11" D. 26" E. 36" F. 36" 	<p>Single Narrow Chair</p> <ul style="list-style-type: none"> A. 15" B. 25" C. 11" D. 26" E. 36" F. 27" 	<p>Chaise Left</p> <ul style="list-style-type: none"> A. 15" B. 25" C. 11" D. 26" E. 36" F. 70" G. 36" 	<p>Chaise Right</p> <ul style="list-style-type: none"> A. 15" B. 25" C. 11" D. 26" E. 36" F. 70" G. 36" 	<p>Design Stylex/Anthony Land</p> <p>Construction Internal frames are built from 5/8" PS 1-09 certified plywood. All surfaces are covered with foam of varying thicknesses and densities, depending on the particular unit. Chairs incorporate Dymetrol webbing in the seat for added comfort.</p> <p>Ganging All individual units may be connected to one another with the use of a forked latch system. Yoom utilizes a ganging system that causes foam compression. For precise ganged layout dimensions, please reach out to: designapplication@stylexseating.com</p> <p>Glides Yoom Boxed is available with 3 glide options: plastic, rubber, and felt.</p> <p>Casters Yoom single seats and chairs (without arms) are available with 2 caster options: hard and soft.</p> <p>Power Optional power receptacle offers three exposed power ports: 2 USB 2.1A ports and a standard, grounded 3-prong electrical outlet.</p> <p>Testing Manufactured to comply with ANSI/BIFMA X5.4 Lounge Seating Tests.</p> <p>Environment Greenguard Certified.</p>

Dimensions / Overview	Right	Front	Left	Rear	General Information
Single Seat 	Position 5 C15/C25 	Position 4 C14/C24 Position 3 C13/C23 	Position 2 C12/C22 Position 1 C11/C21 	Position 8 C18/C28 Position 6 C16/C26 	Design In-Seat Power Ports With 10' Or 20' Cord Power Port Cord Length and Harness End C1X has a 10' power cord w/ NEMA 5-15P C2X has a 20' Power cord w/ NEMA 5-15P W1X 12' BX whip (for hardwiring) W1X 24' BX whip (for hardwiring) Power Port Location The power port location is determined by its last digit. Examples: <ul style="list-style-type: none"> • A C14 power port has a 10' power cord and is located on the right side of a chair, as determined from a seated position, or the right forward position of a bench. • A C21 power port has a 20' power cord and is located on the left side of a chair, as determined from a seated position, or the left forward position of a bench. Multiple power ports may be ordered per unit. The pricing shown is for each power port ordered. In-Seat Power Port Finish Select power port finish from one of the standard Stylex powder paints. Power In Chairs And Benches Power receptacle offers three exposed power ports: 2 USB 2.1A ports and a standard, grounded 3-prong electrical outlet.
Single Chair 	Position 5 C15/C25 	Position 4 C14/C24 Position 3 C13/C23 	Position 2 C12/C22 Position 1 C11/C21 	Position 8 C18/C28 No Parts 	
Chair w/ Arms 	No Ports 	Position 3 C13/C23 	Position 2 C12/C22 No Ports 	No Ports 	
Single Chair w/ Left Arm 	Position 5 C15/C25 	Position 4 C14/C24 Position 3 C13/C23 	Position 2 C12/C22 No Parts 	No Parts 	
Single Seat w/ Right Arm 	No Ports 	Position 3 C13/C23 	Position 2 C12/C22 Position 1 C11/C21 	Position 8 C18/C28 No Parts 	

Power Port Ordering: To Order Follow Steps 1-4

Example: C2 3 BM



1. Length and Harness End

-
-
- C1X 10' cord length w/ NEMA 5-15P
- C2X 10' cord length w/ NEMA 5-15P
- W1X 12' BX whip (for hardwiring)
- W1X 24' BX whip (for hardwiring)

2. Position

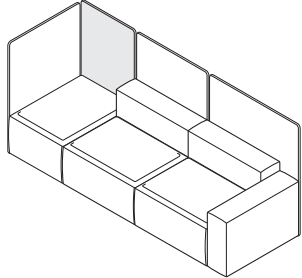
-
-
- Position 1 thru 8
- *See above for power port location restrictions.

3. Option Power Port Finish

-
-
- BL Blue
- BM Black Matte
- BR Brass
- BT Black Twilight
- CP Champagne
- DB Dark Bronze
- DG Dark Gray
- DP Dusty Pink
- FG Forest Green
- LG Light Gray
- MG Meadow Green
- MK Milk
- MS Metallic Silver
- NK Nickel
- NV Navy
- OR Orange
- PY Pale Yellow
- RD Red
- RO Red Orange
- RR Rusty Red
- SB Soft Blue
- SD Sand
- TC Terracotta
- TP Taupe
- TS Textured Slate
- YL Yellow

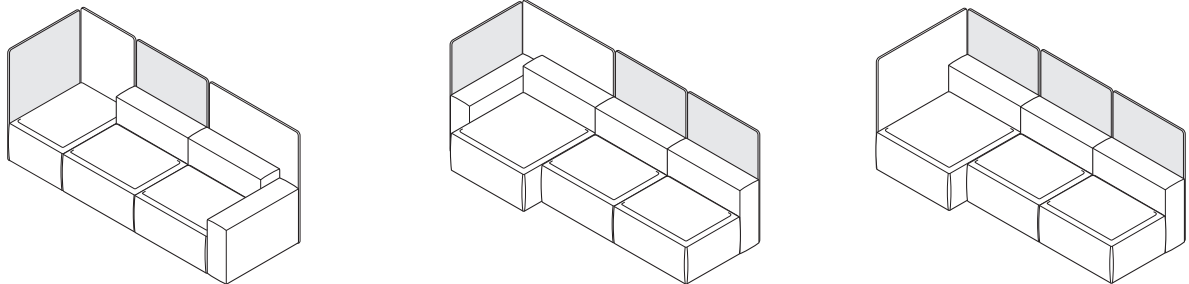
General Information

YM061 - Privacy Screen (25")

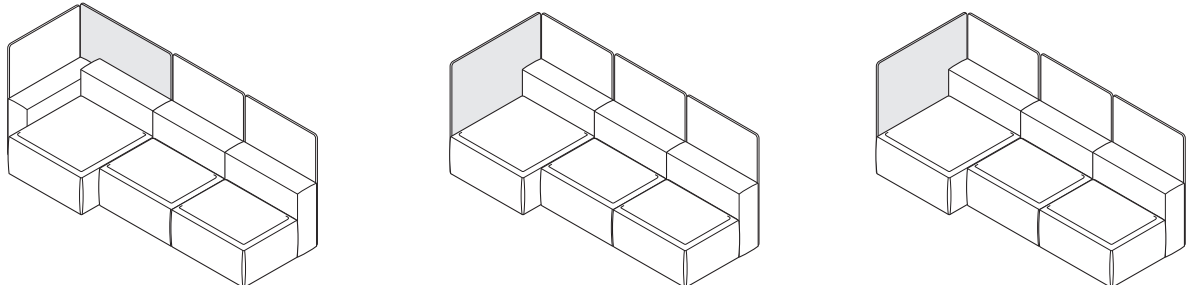


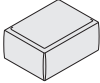
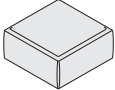

Privacy Screens
Yoom Privacy Screens are field installed and can be installed on seats, backs and arms. They can be used to provide privacy and definition to the space or can be directly used as a back with throw pillows in lieu of the traditional Yoom Backs or Back to Backs. Three different privacy screen widths have been created to keep pace with the specifiers creativity.

YM062 - Privacy Screens (34")



YM063 - Privacy Screens (43")



						C.O.M. Fabric Upholstery Grades													
	Series	Style	Type	Dimensions	Ydg.	C.O.M	A	B	C	D	E	F	G	H	I	J	K	L	M
 Single Seat Boxed Front	YM	9	11	15"H x 27"D x 36"W	2.5	1,574	1,771	1,877	1,982	2,087	2,196	2,311	2,430	2,567	2,748	2,961	3,173	3,385	3,599
 Single Full Seat Boxed Front	YM	9	12	15"H x 36"D x 36"L	3.3	1,874	2,130	2,270	2,406	2,545	2,683	2,836	2,990	3,170	3,404	3,682	3,961	4,237	4,514
 Single Narrow Seat Boxed Front	YM	9	13	15"H x 27"D x 27"L	1.7	1,275	1,405	1,473	1,541	1,612	1,681	1,757	1,832	1,923	2,040	2,179	2,319	2,456	2,595

To Order Follow Steps 1-7

1. Series/Style

YM9

Yoom Boxed Front

2. Type

11

- 11 Single Seat
- 12 Single Full Seat
- 13 Single Narrow Seat

3. Seam Options

SS

Seam Option

- SS Single seam on all edges
- SP Pinch seam on top edges
- SW Standard welt cord on all edges +10% of COM List

Decorative Stitch on top edges
(available on woven textiles only)

- SSD1 Blanket stitch over single seam +10% of COM List
- SSD2 Zig Zag stitch over single seam +10% of COM List



Blanket Zig Zag

Thread color must be specified.
Reference Stylex/Stitching on Stylexseating.com for thread colors and stitch images.

4. Decorative Stitch Colors

01

- 01 White
- 02 Natural
- 03 Lemon
- 04 Pebble Beige
- 05 Dk Mahogany
- 06 Orange
- 07 Red
- 08 Purple
- 09 Pro Blue
- 10 Navy
- 11 Olive
- 12 Dark Green
- 13 Nickel
- 14 Dark Gray
- 15 Black

5. Glides/Casters/Legs

PG

Glide Option

- PG Plastic Glide
Recommended for easier movement on carpet.
- FG Felt Glide
Recommended for easier movement on hard floors
- RG Rubber Glide
Recommended for static positioning.

Caster Option

- CH Hard Wheel Caster +89
Recommended for full mobility in collaborative settings.
- CS Soft Wheel Caster +89
Recommended for full mobility in collaborative settings.

Round Legs +156

Legs increase seating height by 2".
All standard Stylex powder paints and Polished Aluminum are available leg finish choices.



6. Options

G

- G Ganging +00
- C1X In-seat power port with 10' power cord +435
- C2X In-seat power port with 20' power cord +466
- W1X 12' BX whip (for hardwiring) +1,079
- W2X 24' BX whip (for hardwiring) +1,261

See Page 6 for complete information on specifying power ports.

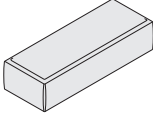
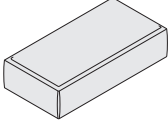
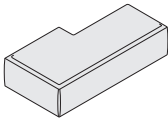
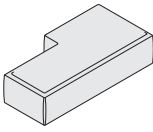
7. Textile

Yoom

Yoom Boxed is designed to have a casual look and feel. It is meant to show wrinkling with most fabrics.

Refer to Stylex swatch cards and separately published ingraded fabric program to determine grades.

See General Information section in the main price list for CAL 133 Information.

						C.O.M. Fabric Upholstery Grades													
	Series	Style	Type	Dimensions	Ydg.	C.O.M	A	B	C	D	E	F	G	H	I	J	K	L	M
 <p>Double Seat Boxed Front</p>	YM	9	14	15"H x 27"D x 70"W	4.4	2,623	2,965	3,151	3,332	3,518	3,703	3,907	4,112	4,351	4,664	5,036	5,405	5,772	6,147
 <p>Double Full Seat Boxed Front</p>	YM	9	15	15"H x 36"D x 70"L	5.5	3,222	3,652	3,883	4,109	4,342	4,575	4,829	5,084	5,384	5,772	6,238	6,703	7,159	7,625
 <p>Chaise Right Boxed Front</p>	YM	9	16	15"H x 36"/27"D x 70"L	5.2	3,222	3,626	3,844	4,055	4,275	4,493	4,731	4,973	5,254	5,622	6,056	6,494	6,923	7,361
 <p>Chaise Left Boxed Front</p>	YM	9	17	15"H x 36"/27"D x 70"L	5.2	3,222	3,626	3,844	4,055	4,275	4,493	4,731	4,973	5,254	5,622	6,056	6,494	6,923	7,361

To Order Follow Steps 1-7

1. Series/Style 2. Type

YM9

Yoom Boxed Front

14

Double Seat

15 Double Full Seat

16 Chaise Right

17 Chaise Left

3. Seam Options

SS

Seam Option

SS Single seam on all edges

SP Pinch seam on top edges

Single seam on side edges

SW Standard welt cord on all edges +10% of COM List

Decorative Stitch on top edges
(available on woven textiles only)

SSD1 Blanket stitch over single seam +10% of COM List

SSD2 Zig Zag stitch over single seam +10% of COM List



Blanket

Zig Zag

Thread color must be specified.
Reference Stylex/Stitching on Stylexseating.com for thread colors and stitch images.

4. Decorative Stitch Colors

01

01 White

02 Natural

03 Lemon

04 Pebble Beige

05 Dk Mahogany

06 Orange

07 Red

08 Purple

09 Pro Blue

10 Navy

11 Olive

12 Dark Green

13 Nickel

14 Dark Gray

15 Black

5. Glides/Casters/Legs

L1

Glide Option

PG Plastic Glide

Recommended for easier movement on carpet.

FG Felt Glide

Recommended for easier movement on hard floors

RG Rubber Glide

Recommended for static positioning.

Round Legs

Legs increase seating height by 2".

All standard Stylex powder paints and Polished Aluminum are available leg finish choices.



+156

6. Options

G

G Ganging +00

C1X In-seat power port +435
with 10' power cord

C2X In-seat power port +466
with 20' power cord

W1X 12' BX whip +1,079
(for hardwiring)

W2X 24' BX whip +1,261
(for hardwiring)

See Page 6 for complete information on specifying power ports.

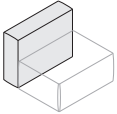
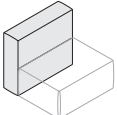
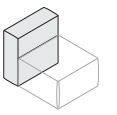
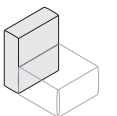
7. Textile

Yoom

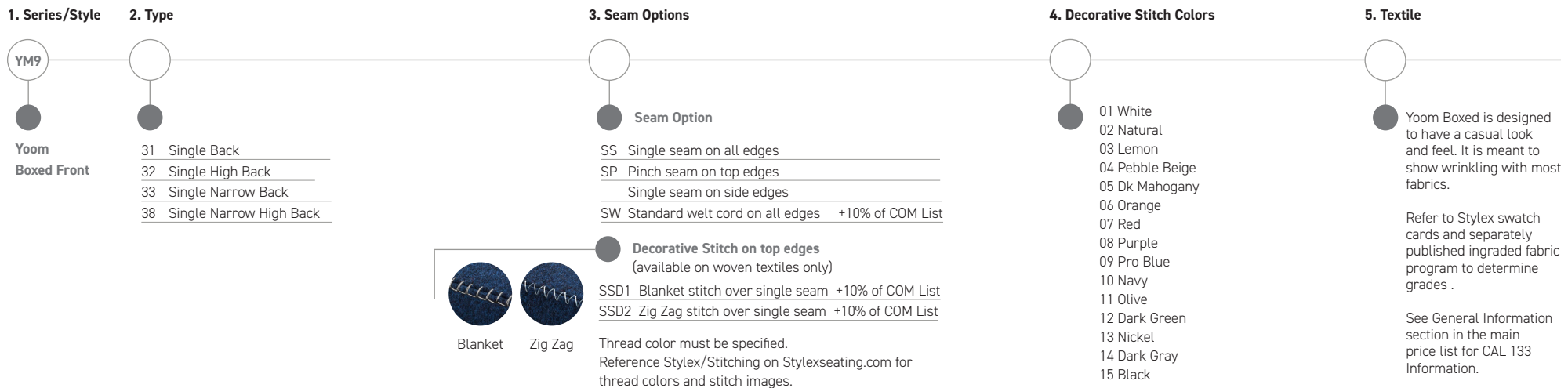
Yoom Boxed is designed to have a casual look and feel. It is meant to show wrinkling with most fabrics.

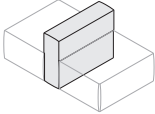
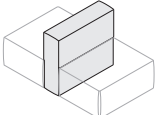
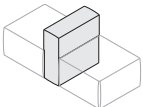
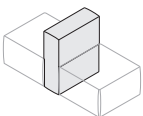
Refer to Stylex swatch cards and separately published ingraded fabric program to determine grades.

See General Information section in the main price list for CAL 133 Information.

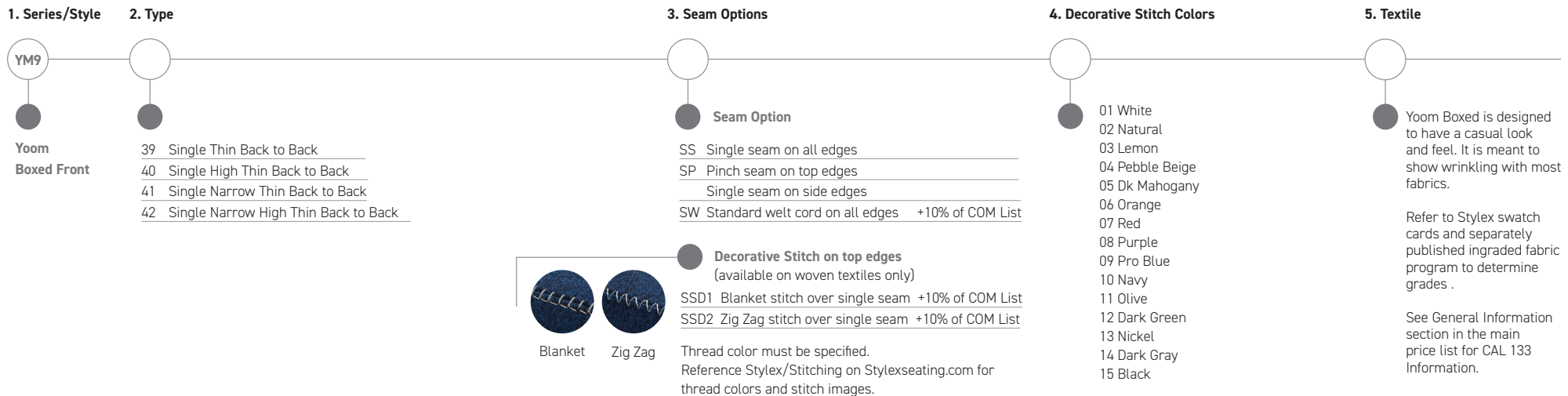
						C.O.M. Fabric Upholstery Grades													
	Series	Style	Type	Dimensions	Ydg.	C.O.M	A	B	C	D	E	F	G	H	I	J	K	L	M
 Single Back Boxed Front	YM	9	31	26"H x 9"D x 36"W	2.2	899	1,071	1,162	1,254	1,346	1,440	1,542	1,644	1,762	1,918	2,104	2,291	2,473	2,661
 Single High Back Boxed Front	YM	9	32	30"H x 9"D x 36"W	2.5	974	1,161	1,266	1,364	1,466	1,570	1,682	1,796	1,926	2,097	2,300	2,506	2,706	2,910
 Single Narrow Back Boxed Front	YM	9	33	26"H x 9"D x 27"W	1.7	825	951	1,023	1,090	1,159	1,231	1,306	1,384	1,473	1,591	1,729	1,869	2,008	2,145
 Single Narrow High Back Boxed Front	YM	9	38	30"H x 9"D x 27"W	1.9	974	1,110	1,185	1,258	1,332	1,407	1,488	1,571	1,667	1,790	1,940	2,087	2,234	2,382

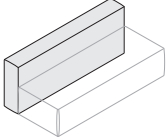
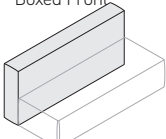
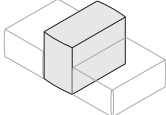
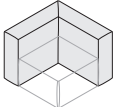
To Order Follow Steps 1-5



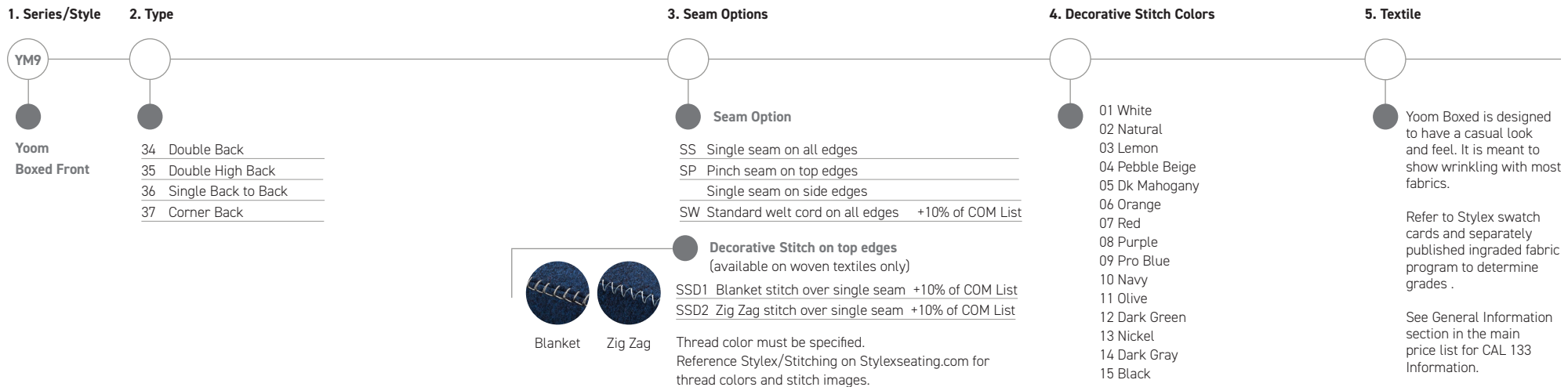
						C.O.M. Fabric Upholstery Grades													
	Series	Style	Type	Dimensions	Ydg.	C.O.M	A	B	C	D	E	F	G	H	I	J	K	L	M
Single Thin Back to Back Boxed Front 	YM	9	39	26"H x 9"D x 36"W	2.1	1,049	1,211	1,301	1,386	1,474	1,562	1,659	1,757	1,870	2,018	2,196	2,371	2,545	2,723
Single High Thin Back to Back Boxed Front 	YM	9	40	30"H x 9"D x 36"W	2.2	1,200	1,370	1,463	1,554	1,646	1,739	1,842	1,944	2,063	2,220	2,406	2,591	2,774	2,960
Single Narrow Thin Back to Back Boxed Front 	YM	9	41	26"H x 9"D x 27"W	1.6	1,049	1,171	1,234	1,298	1,362	1,429	1,499	1,571	1,654	1,762	1,894	2,023	2,153	2,283
Single Narrow High Thin Back to Back Boxed Front 	YM	9	42	30"H x 9"D x 27"W	1.8	1,200	1,319	1,385	1,447	1,512	1,576	1,649	1,720	1,804	1,913	2,043	2,174	2,302	2,433

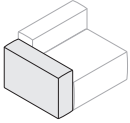
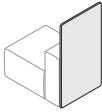
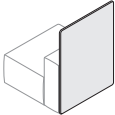
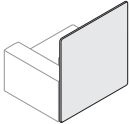
To Order Follow Steps 1-5



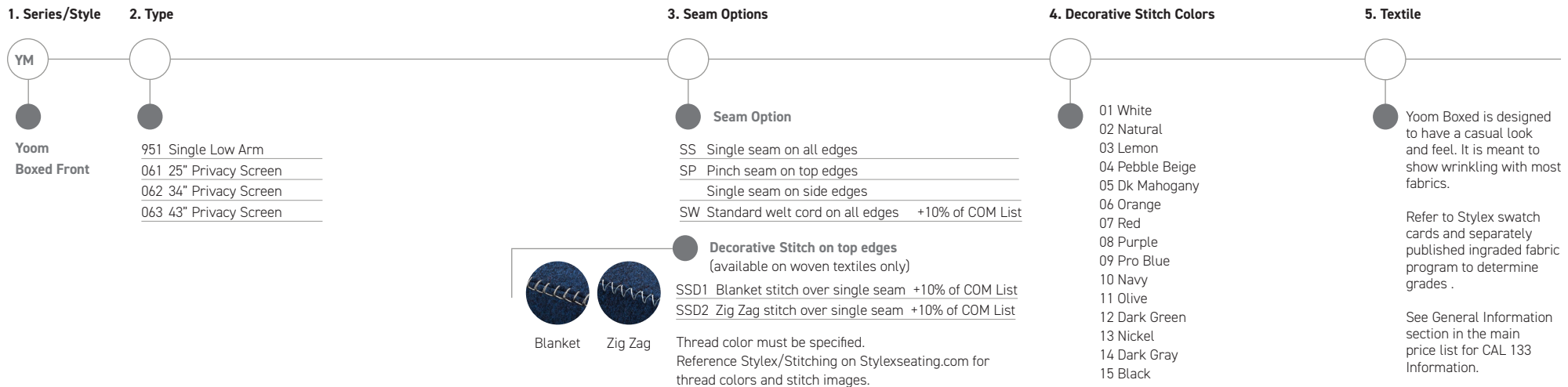
						C.O.M. Fabric Upholstery Grades													
	Series	Style	Type	Dimensions	Ydg.	C.O.M	A	B	C	D	E	F	G	H	I	J	K	L	M
 <p>Double Back Boxed Front</p>	YM	9	34	26"H x 9"D x 70"W	4.4	1,649	1,991	2,178	2,357	2,543	2,730	2,933	3,137	3,377	3,689	4,062	4,432	4,797	5,169
 <p>Double High Back Boxed Front</p>	YM	9	35	30"H x 9"D x 70"W	4.8	1,874	2,243	2,440	2,636	2,835	3,035	3,255	3,472	3,730	4,067	4,467	4,866	5,261	5,660
 <p>Single Back to Back Boxed Front</p>	YM	9	36	26"H x 18"D x 36"W	3.3	1,200	1,457	1,596	1,730	1,870	2,010	2,161	2,315	2,495	2,730	3,007	3,285	3,562	3,841
 <p>Corner Back Boxed Front</p>	YM	9	37	26"H x 36"D x 36"W	3.5	1,349	1,622	1,773	1,916	2,065	2,214	2,378	2,541	2,732	2,981	3,278	3,577	3,868	4,165

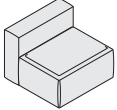
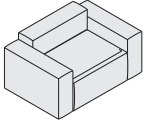
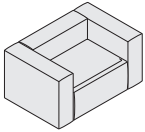
To Order Follow Steps 1-5



						C.O.M. Fabric Upholstery Grades														
	Series	Style	Type	Dimensions	Ydg.	C.O.M	A	B	C	D	E	F	G	H	I	J	K	L	M	
 Single Low Arm Boxed Front	YM	9	51	22"H x 10.5"D x 36"W	1.9	750	896	974	1,050	1,130	1,208	1,295	1,384	1,485	1,617	1,775	1,933	2,087	2,246	
 25" Privacy Screen	YM	0	61	45"H x 1.5"D x 25"W	2.2	1,049	1,221	1,314	1,405	1,497	1,591	1,692	1,796	1,913	2,069	2,254	2,440	2,623	2,809	
 34" Privacy Screen	YM	0	62	45"H x 1.5"D x 34"W	3.0	1,349	1,579	1,706	1,828	1,953	2,079	2,217	2,354	2,517	2,726	2,978	3,229	3,476	3,726	
 43" Privacy Screen	YM	0	63	45"H x 1.5"D x 43"W	3.0	1,649	1,940	2,098	2,250	2,409	2,567	2,741	2,915	3,119	3,382	3,699	4,015	4,326	4,641	

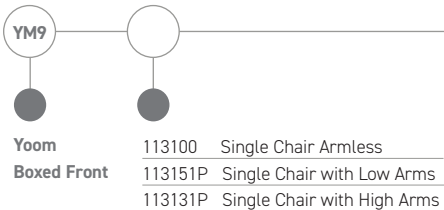
To Order Follow Steps 1-5



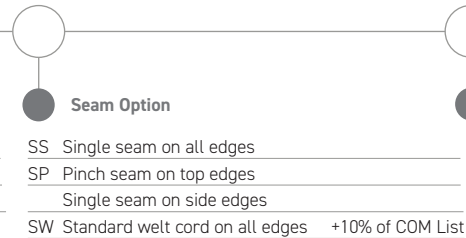
						C.O.M. Fabric Upholstery Grades													
	Series	Style	Type	Dimensions	Ydg.	C.O.M	A	B	C	D	E	F	G	H	I	J	K	L	M
 Single Chair Armless Boxed Front	YM	9	113100	26"H x 36"D x 36"W	4.5	2,473	2,842	3,039	3,236	3,433	3,636	3,853	4,074	4,329	4,666	5,065	5,464	5,858	6,260
 Single Chair with Low Arms Boxed Front	YM	9	113151P	26"H x 36"D x 56"W	8.3	3,973	4,634	4,987	5,336	5,693	6,052	6,443	6,842	7,299	7,900	8,615	9,330	10,032	10,752
 Single Chair with High Arms Boxed Front	YM	9	113131P	26"H x 36"D x 56"W	8.8	4,271	4,984	5,363	5,744	6,125	6,516	6,937	7,362	7,853	8,502	9,273	10,046	10,804	11,582

To Order Follow Steps 1-5

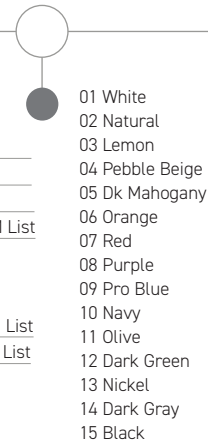
1. Series/Style 2. Type



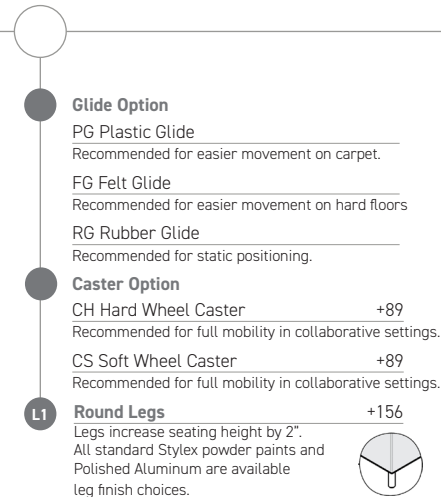
3. Seam Options



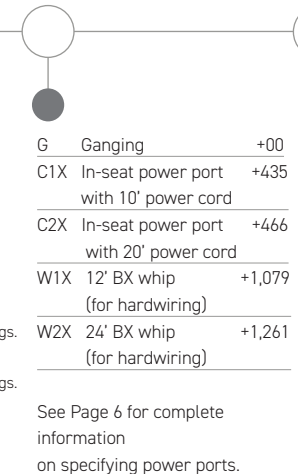
4. Decorative Stitch Colors



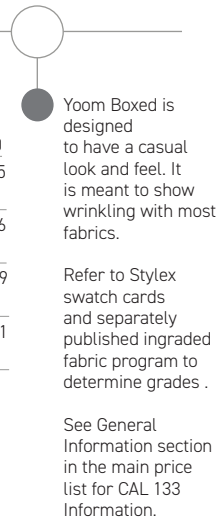
5. Glides/Casters/Legs

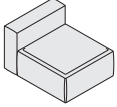
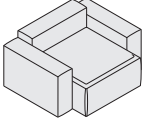
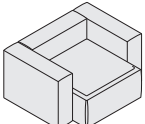


6. Options



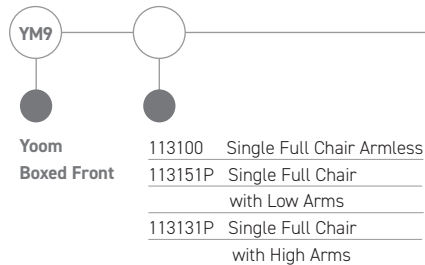
7. Textile




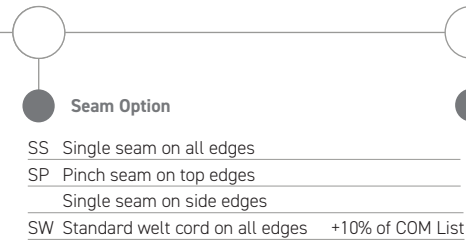
						C.O.M. Fabric Upholstery Grades													
	Series	Style	Type	Dimensions	Ydg.	C.O.M	A	B	C	D	E	F	G	H	I	J	K	L	M
 <p>Single Full Chair Armless Boxed Front</p>	YM	9	123100	26"H x 45"D x 36"W	5.5	2,773	3,201	3,432	3,660	3,891	4,123	4,378	4,634	4,932	5,322	5,786	6,252	6,710	7,175
 <p>Single Full Chair with Low Arms Boxed Front</p>	YM	9	123151P	26"H x 45"D x 56"W	9.2	4,273	4,993	5,380	5,760	6,151	6,539	6,968	7,402	7,902	8,556	9,336	10,118	10,884	11,667
 <p>Single Full Chair with High Arms Boxed Front</p>	YM	9	123131P	26"H x 45"D x 56"W	9.7	4,571	5,343	5,756	6,168	6,583	7,003	7,462	7,922	8,456	9,158	9,994	10,834	11,656	12,497

To Order Follow Steps 1-5

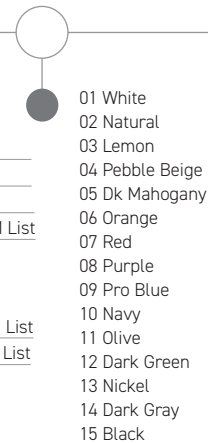
1. Series/Style 2. Type



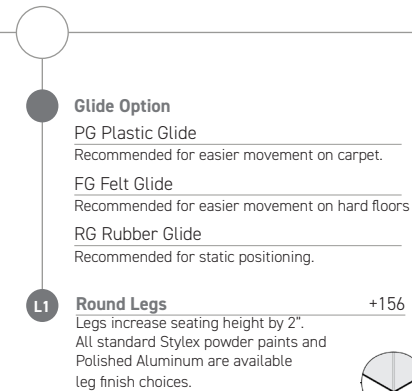
3. Seam Options



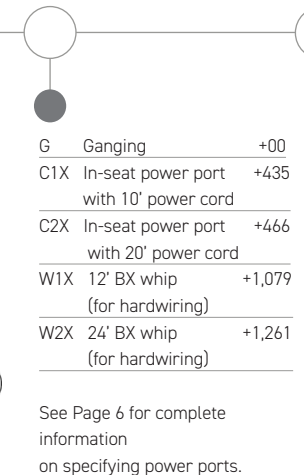
4. Decorative Stitch Colors



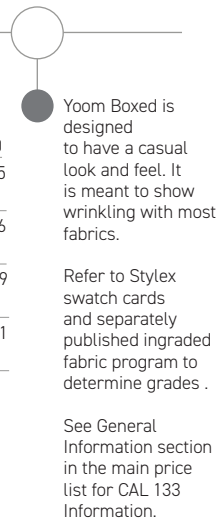
5. Glides/Casters/Legs

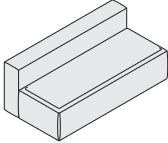
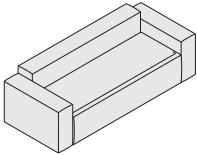
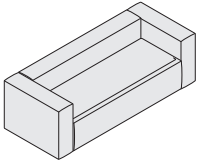


6. Options



7. Textile



						C.O.M. Fabric Upholstery Grades													
	Series	Style	Type	Dimensions	Ydg.	C.O.M	A	B	C	D	E	F	G	H	I	J	K	L	M
 <p>Double Chair Armless Boxed Front</p>	YM	9	143400	26"H x 36"D x 70"W	8.6	4,272	4,956	5,329	5,689	6,061	6,433	6,840	7,249	7,728	8,353	9,098	9,837	10,569	11,316
 <p>Double Chair with Low Arms Boxed Front</p>	YM	9	143451P	26"H x 36"D x 90"W	12.2	5,772	6,748	7,277	7,789	8,321	8,849	9,430	10,017	10,698	11,587	12,648	13,703	14,743	15,808
 <p>Double Chair with High Arms Boxed Front</p>	YM	9	143431P	26"H x 36"D x 90"W	12.8	6,070	7,098	7,653	8,197	8,753	9,313	9,924	10,537	11,252	12,189	13,306	14,419	15,515	16,638

To Order Follow Steps 1-5

1. Series/Style 2. Type

Yoom **Boxed Front**

- 143400 Double Chair Armless
- 143451P Double Chair with Low Arms
- 143431P Double Chair with High Arms

3. Seam Options

Seam Option

- SS Single seam on all edges
- SP Pinch seam on top edges
- Single seam on side edges
- SW Standard welt cord on all edges +10% of COM List

Decorative Stitch on top edges
(available on woven textiles only)

- SSD1 Blanket stitch over single seam +10% of COM List
- SSD2 Zig Zag stitch over single seam +10% of COM List

Thread color must be specified.
Reference Stylex/Stitching on Stylexseating.com for thread colors and stitch images.



4. Decorative Stitch Colors 5. Glides/Casters/Legs

01 White
02 Natural
03 Lemon
04 Pebble Beige
05 Dk Mahogany
06 Orange
07 Red
08 Purple
09 Pro Blue
10 Navy
11 Olive
12 Dark Green
13 Nickel
14 Dark Gray
15 Black

Glide Option

- PG Plastic Glide
Recommended for easier movement on carpet.
- FG Felt Glide
Recommended for easier movement on hard floors
- RG Rubber Glide
Recommended for static positioning.

L1 Round Legs +156
Legs increase seating height by 2".
All standard Stylex powder paints and Polished Aluminum are available leg finish choices.

6. Options

- G Ganging +00
- C1X In-seat power port with 10' power cord +435
- C2X In-seat power port with 20' power cord +466
- W1X 12' BX whip (for hardwiring) +1,079
- W2X 24' BX whip (for hardwiring) +1,261

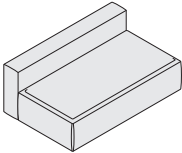
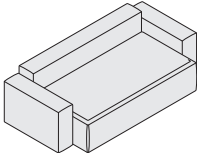
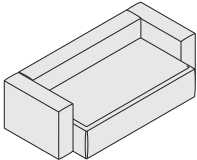
See Page 6 for complete information on specifying power ports.

7. Textile

Yoom Boxed is designed to have a casual look and feel. It is meant to show wrinkling with most fabrics.

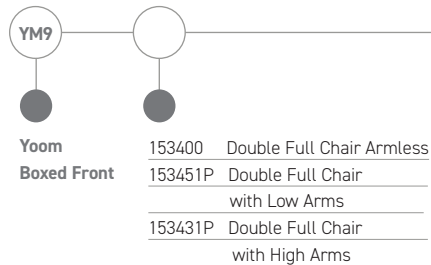
Refer to Stylex swatch cards and separately published ingraded fabric program to determine grades.

See General Information section in the main price list for CAL 133 Information.

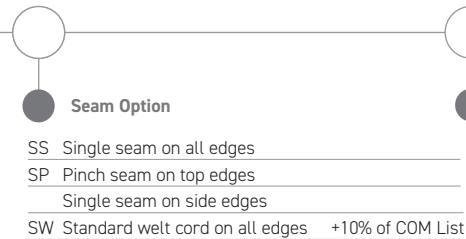
						C.O.M. Fabric Upholstery Grades													
	Series	Style	Type	Dimensions	Ydg.	C.O.M	A	B	C	D	E	F	G	H	I	J	K	L	M
 <p>Double Full Chair Armless Boxed Front</p>	YM	9	153400	26"H x 45"D x 70"W	8.6	4,871	5,643	6,061	6,466	6,885	7,305	7,762	8,221	8,761	9,461	10,300	11,135	11,956	12,794
 <p>Double Full Chair with Low Arms Boxed Front</p>	YM	9	153451P	26"H x 45"D x 90"W	12.4	6,371	7,435	8,009	8,566	9,145	9,721	10,352	10,989	11,731	12,695	13,850	15,001	16,130	17,286
 <p>Double Full Chair with High Arms Boxed Front</p>	YM	9	153431P	26"H x 45"D x 90"W	12.9	6,669	7,785	8,385	8,974	9,577	10,185	10,846	11,509	12,285	13,297	14,508	15,717	16,902	18,116

To Order Follow Steps 1-5

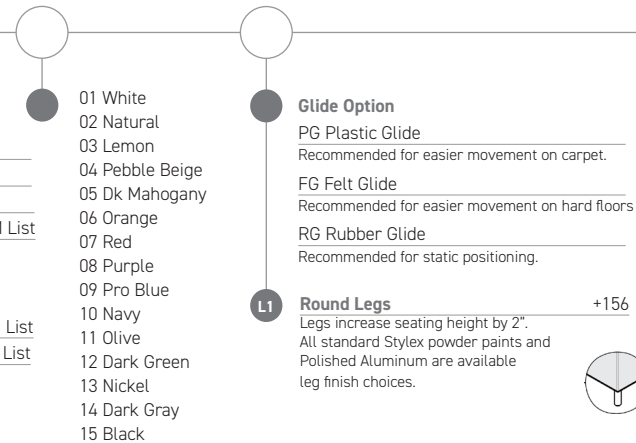
1. Series/Style 2. Type



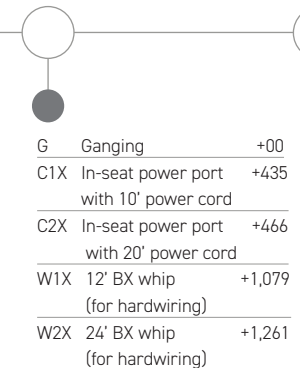
3. Seam Options



4. Decorative Stitch Colors 5. Glides/Casters/Legs

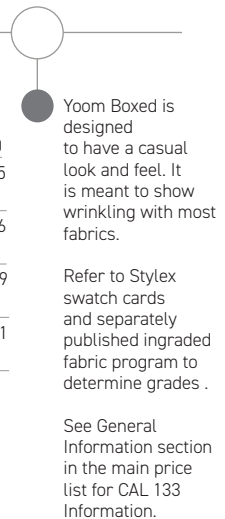


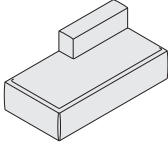
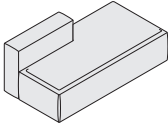
6. Options



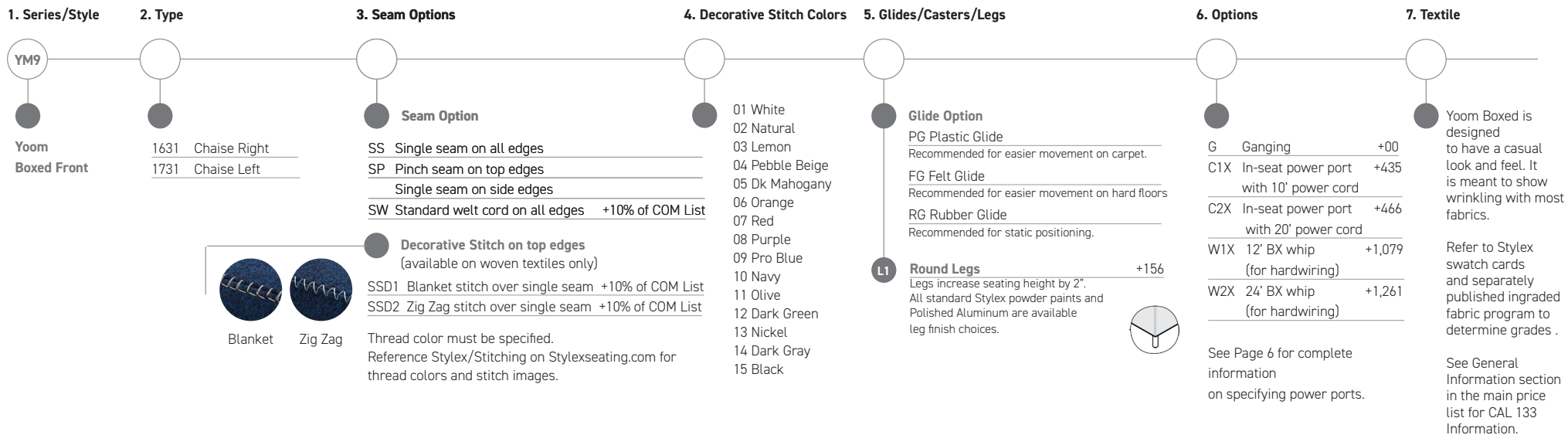
See Page 6 for complete information on specifying power ports.

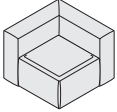
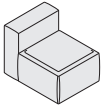
7. Textile



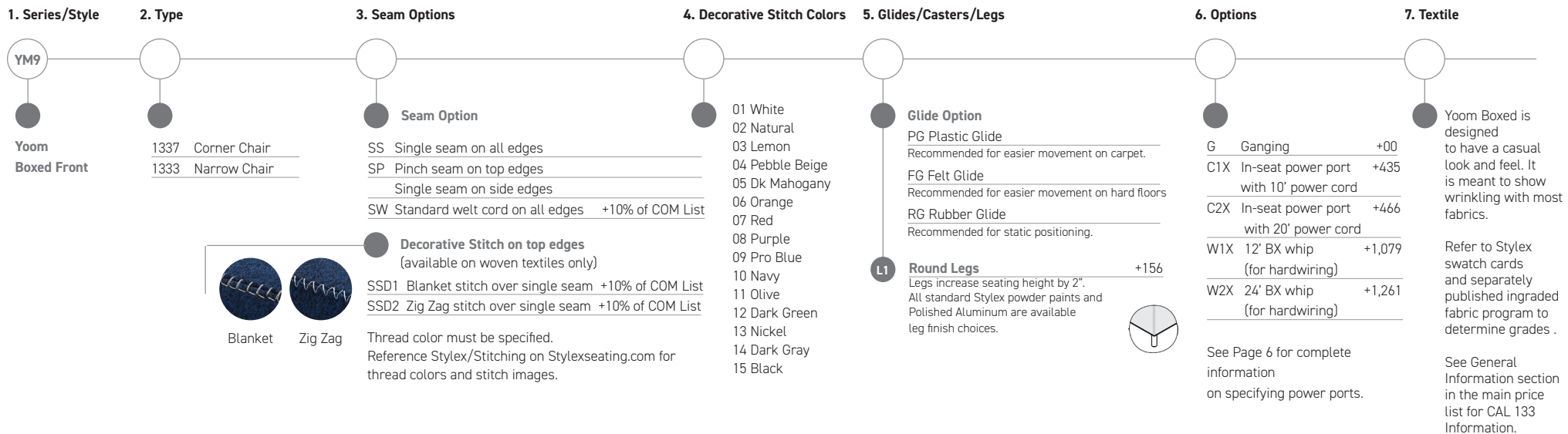
						C.O.M. Fabric Upholstery Grades													
	Series	Style	Type	Dimensions	Ydg.	C.O.M	A	B	C	D	E	F	G	H	I	J	K	L	M
Chaise Right Boxed Front 	YM	9	1631	26"H x 36"D x 70"W	7.4	4,121	4,697	5,006	5,309	5,621	5,933	6,273	6,617	7,016	7,540	8,160	8,785	9,396	10,022
Chaise Left Boxed Front 	YM	9	1731	26"H x 36"D x 70"W	7.4	4,121	4,697	5,006	5,309	5,621	5,933	6,273	6,617	7,016	7,540	8,160	8,785	9,396	10,022

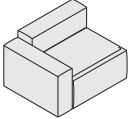
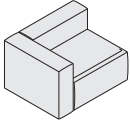
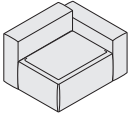
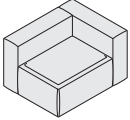
To Order Follow Steps 1-5



						C.O.M. Fabric Upholstery Grades													
	Series	Style	Type	Dimensions	Ydg.	C.O.M	A	B	C	D	E	F	G	H	I	J	K	L	M
 <p>Corner Chair Boxed Front</p>	YM	9	1337	26"H x 36"D x 36"W	5.0	2,624	3,027	3,246	3,457	3,677	3,895	4,135	4,373	4,655	5,021	5,457	5,896	6,324	6,760
 <p>Narrow Chair Boxed Front</p>	YM	9	1333	26"H x 36"D x 27"W	3.3	2,100	2,356	2,496	2,631	2,771	2,912	3,063	3,216	3,396	3,631	3,908	4,188	4,464	4,740

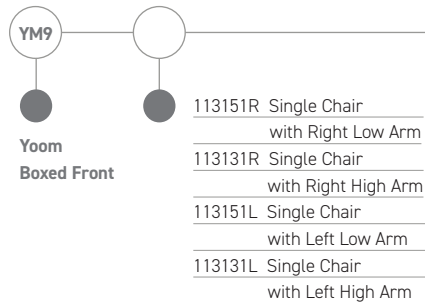
To Order Follow Steps 1-5



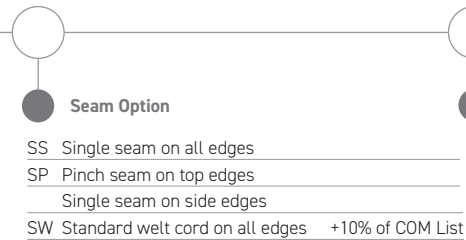
						C.O.M. Fabric Upholstery Grades													
	Series	Style	Type	Dimensions	Ydg.	C.O.M	A	B	C	D	E	F	G	H	I	J	K	L	M
 <p>Single Chair with Right Low Arm Boxed Front</p>	YM	9	113151R	26"H x 36"D x 46"W	6.4	3,223	3,738	4,013	4,286	4,563	4,844	5,148	5,458	5,814	6,283	6,840	7,397	7,945	8,506
 <p>Single Chair with Right High Arm Boxed Front</p>	YM	9	113131R	26"H x 36"D x 46"W	6.8	3,372	3,913	4,201	4,490	4,779	5,076	5,395	5,718	6,091	6,584	7,169	7,755	8,331	8,921
 <p>Single Chair with Left Low Arm Boxed Front</p>	YM	9	113151L	26"H x 36"D x 46"W	6.4	3,223	3,738	4,013	4,286	4,563	4,844	5,148	5,458	5,814	6,283	6,840	7,397	7,945	8,506
 <p>Single Chair with Left High Arm Boxed Front</p>	YM	9	113131L	26"H x 36"D x 46"W	6.8	3,372	3,913	4,201	4,490	4,779	5,076	5,395	5,718	6,091	6,584	7,169	7,755	8,331	8,921

To Order Follow Steps 1-5

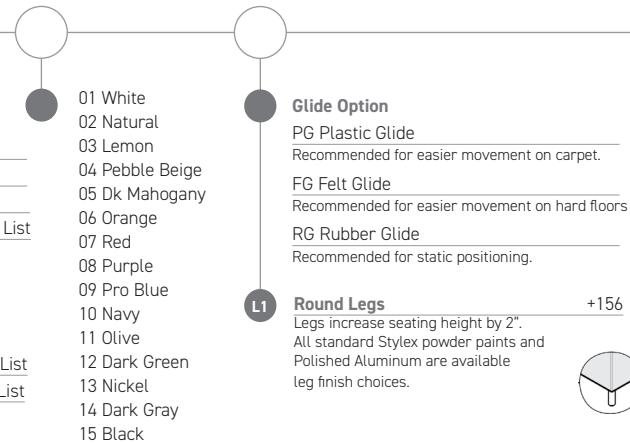
1. Series/Style 2. Type



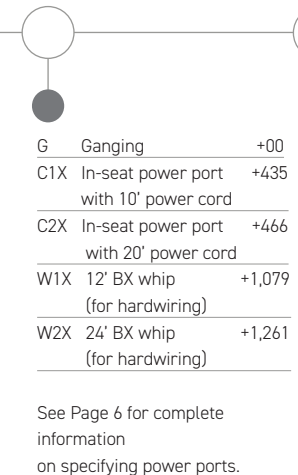
3. Seam Options



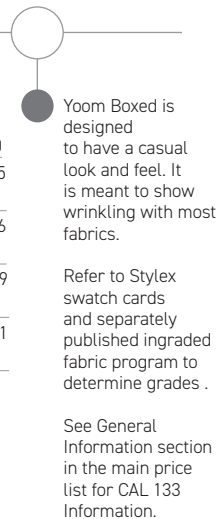
4. Decorative Stitch Colors 5. Glides/Casters/Legs

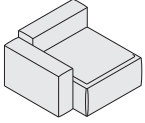
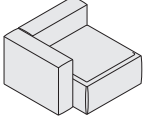
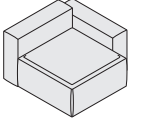
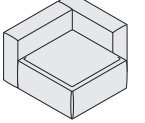


6. Options



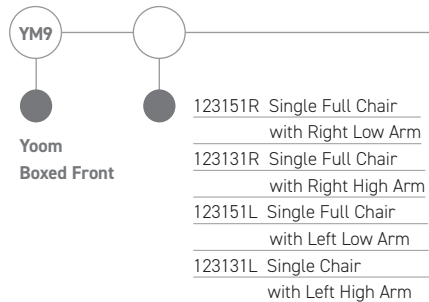
7. Textile



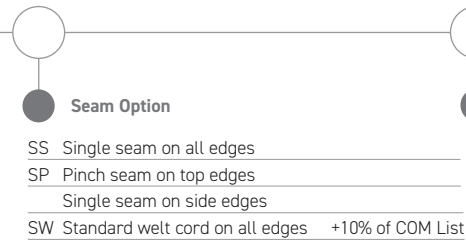
						C.O.M. Fabric Upholstery Grades													
	Series	Style	Type	Dimensions	Ydg.	C.O.M	A	B	C	D	E	F	G	H	I	J	K	L	M
 <p>Single Full Chair with Right Low Arm Boxed Front</p>	YM	9	123151R	26"H x 45"D x 46"W	7.3	3,523	4,097	4,406	4,710	5,021	5,331	5,673	6,018	6,417	6,939	7,561	8,185	8,797	9,421
 <p>Single Full Chair with Right High Arm Boxed Front</p>	YM	9	123131R	26"H x 45"D x 46"W	7.6	3,672	4,272	4,594	4,914	5,237	5,563	5,920	6,278	6,694	7,240	7,890	8,543	9,183	9,836
 <p>Single Full Chair with Left Low Arm Boxed Front</p>	YM	9	123151L	26"H x 45"D x 46"W	7.3	3,523	4,097	4,406	4,710	5,021	5,331	5,673	6,018	6,417	6,939	7,561	8,185	8,797	9,421
 <p>Single Full Chair with Left High Arm Boxed Front</p>	YM	9	123131L	26"H x 45"D x 46"W	7.6	3,672	4,272	4,594	4,914	5,237	5,563	5,920	6,278	6,694	7,240	7,890	8,543	9,183	9,836

To Order Follow Steps 1-5

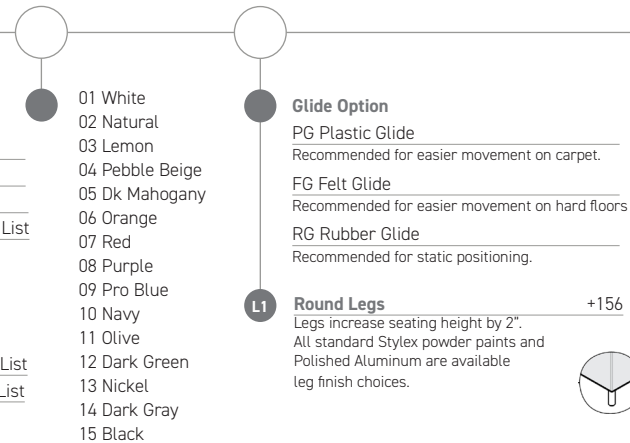
1. Series/Style 2. Type



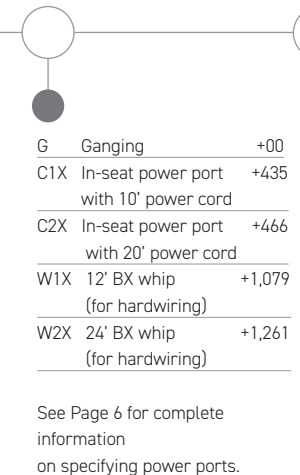
3. Seam Options



4. Decorative Stitch Colors 5. Glides/Casters/Legs



6. Options



7. Textile

