

**stylex**

# **Yoom Rolled Soft Classic**

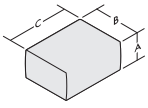
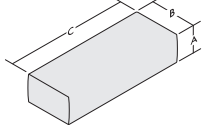
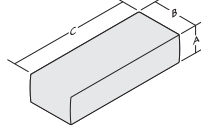
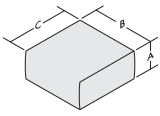
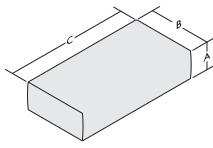
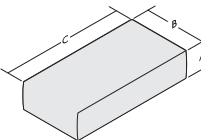
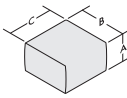
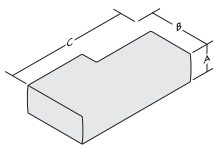
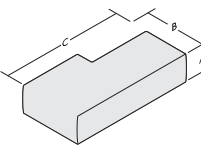
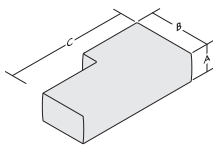
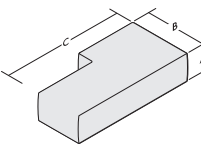
**PRICE LIST**

Effective November 01, 2023

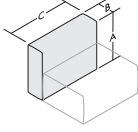
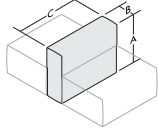
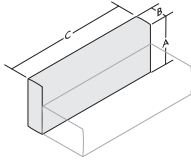
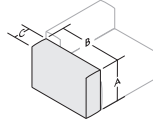
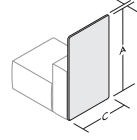
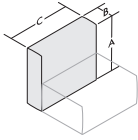
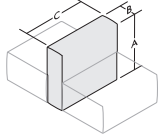
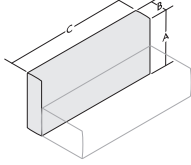
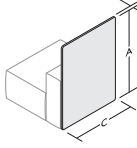
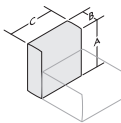
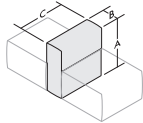
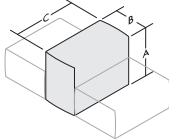
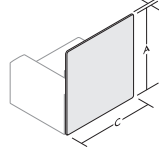
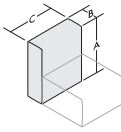
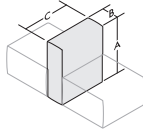
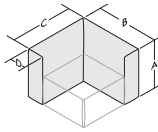
**ATTENTION**

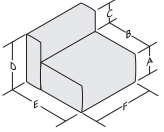
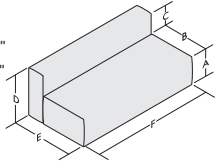
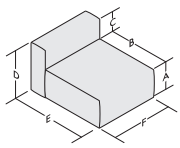
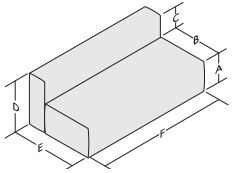
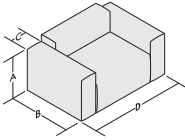
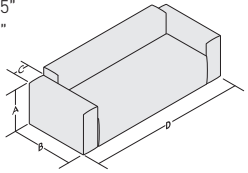
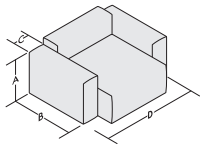
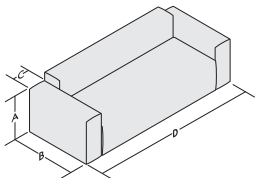
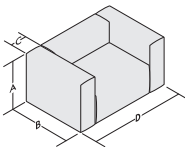
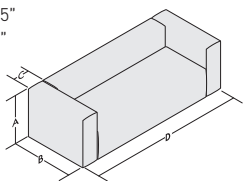
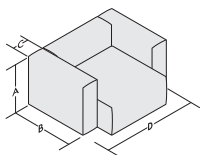
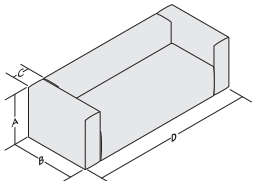
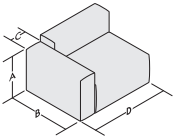
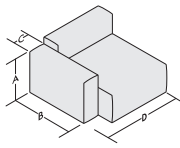
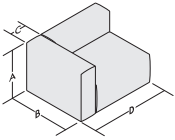
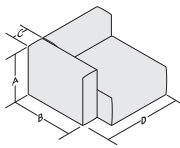
Effective January 15, 2024:

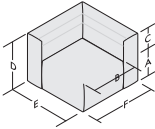
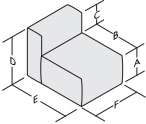
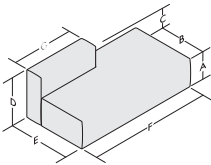
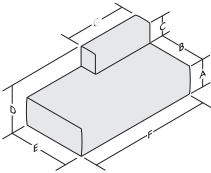
Decorative Stitch is Discontinued, New Pricelist Coming Soon

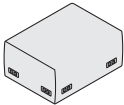




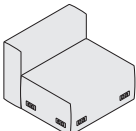




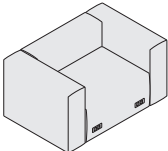

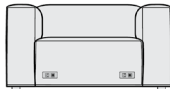


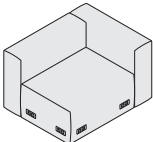




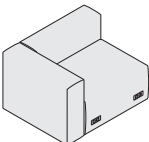




Seat	Single	Double Seat/Chaise Seat	Double Seat/Chaise Seat	General Information
Dimensions/ Overview A. Height B. Depth C. Width	<b>Seat</b> A. 15" B. 27.25" C. 36.25" 	<b>Double Seat</b> A. 15" B. 27.25" C. 70.25" 	<b>Double Seat</b> A. 15" B. 27.25" C. 70.25" 	<b>Design</b> Stylex/Anthony Land  <b>Ganging</b> All individual units may be connected to one another with the use of a forked latch system. Yoom utilizes a ganging system that causes foam compression. For precise ganged layout dimensions, please reach out to: designapplication@stylexseating.com  <b>Glides</b> Yoom is available with 3 glide options: plastic, rubber, and felt.  <b>Casters</b> Yoom single seats and chairs (without arms) are available with 2 caster options: hard and soft.  <b>Power</b> Optional power receptacle offers three exposed power ports: 2 USB 2.1A ports and a standard, grounded 3-prong electrical outlet.  <b>Performance Standards</b> Manufactured to comply with: ANSI/BIFMA X5.4 Public and Lounge Seating Standard  <b>Certifications</b> Greenguard Gold LEVEL® 1
<b>Full Seat</b> A. Height B. Depth C. Width	<b>Single Full Seat</b> A. 15" B. 36.25" C. 36.25" 	<b>Double Full Seat</b> A. 15" B. 36.25" C. 70.25" 	<b>Double Full Seat</b> A. 15" B. 36.25" C. 70.25" 	
A. Height B. Depth C. Width	<b>Narrow Seat</b> A. 15" B. 27.25" C. 27.25" 	<b>Chaise Right</b> A. 15" B. 36.25" C. 70.25" 	<b>Chaise Right</b> A. 15" B. 36.25" C. 70.25" 	
A. Height B. Depth C. Width		<b>Chaise Left</b> A. 15" B. 36.25" C. 70.25" 	<b>Chaise Left</b> A. 15" B. 36.25" C. 70.25" 	

Please note that there is 1" of clearance between the floor and all Yoom components. Yoom utilizes a ganging system that causes foam compression. For precise ganged layout dimensions, please reach out to: designapplication@stylexseating.com

Dimensions / Overview	Single Back	Single Thin	Double Back	Arm	Screens	General Information
<p>A. Height B. Depth C. Width</p>	<p><b>Single Back</b> A. 26" B. 9" C. 36.25"</p> 	<p><b>Single Thin Back to Back</b> A. 26" B. 9" C. 36.25"</p> 	<p><b>Double Back</b> A. 26" B. 9" C. 70.25"</p> 	<p><b>Single Low Arm</b> A. 22" B. 36.25" C. 10.375"</p> 	<p><b>25" Privacy Screen</b> A. 45" B. 1.5" C. 25"</p> 	<p><b>Design</b> Stylex/Anthony Land</p> <p><b>Ganging</b> All individual units may be connected to one another with the use of a forked latch system. Yoom utilizes a ganging system that causes foam compression. For precise ganged layout dimensions, please reach out to: <a href="mailto:designapplication@stylexseating.com">designapplication@stylexseating.com</a></p> <p><b>Glides</b> Yoom is available with 3 glide options: plastic, rubber, and felt.</p> <p><b>Casters</b> Yoom single seats and chairs (without arms) are available with 2 caster options: hard and soft.</p> <p><b>Power</b> Optional power receptacle offers three exposed power ports: 2 USB 2.1A ports and a standard, grounded 3-prong electrical outlet.</p> <p><b>Performance Standards</b> Manufactured to comply with: ANSI/BIFMA X5.4 Public and Lounge Seating Standard</p> <p><b>Certifications</b> Greenguard Gold LEVEL® 1</p>
<p>A. Height B. Depth C. Width</p>	<p><b>Single High Back</b> A. 30" B. 9" C. 36.25"</p> 	<p><b>Single High Thin Back to Back</b> A. 30" B. 9" C. 36.25"</p> 	<p><b>Double High Back</b> A. 30" B. 9" C. 70.25"</p> 		<p><b>34" Privacy Screen</b> A. 45" B. 1.5" C. 34"</p> 	
<p>A. Height B. Depth C. Width</p>	<p><b>Single Narrow Back</b> A. 26" B. 9" C. 27.25"</p> 	<p><b>Single Narrow Thin Back to Back</b> A. 26" B. 9" C. 27.25"</p> 	<p><b>Back to Back</b> A. 26" B. 18" C. 36.25"</p> 		<p><b>43" Privacy Screen</b> A. 45" B. 1.5" C. 43"</p> 	
<p>A. Height B. Depth C. Width D. Depth of back</p>	<p><b>Single Narrow High Back</b> A. 30" B. 9" C. 27.25"</p> 	<p><b>Single Narrow High Thin Back to Back</b> A. 30" B. 9" C. 27.25"</p> 	<p><b>Corner Back</b> A. 26" B. 36.25" C. 36.25" D. 9"</p> 			

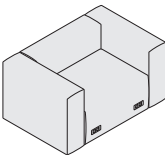
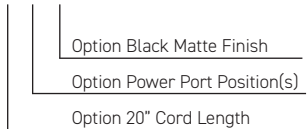
Dimensions / Overview	Single Chair	Double Chair	Single Full Chair	Double Full Chair	General Information
<b>Armless Chair</b> A. Seat Height B. Seat Depth C. Seat Width D. Overall Height E. Overall Depth F. Overall Width	<b>Single Chair Armless</b> A. 15" B. 25" C. 11" D. 26" E. 36.25" F. 36.25" 	<b>Double Chair Armless</b> A. 15" B. 25" C. 11" D. 26" E. 36.25" F. 70.25" 	<b>Single Full Chair Armless</b> A. 15" B. 34" C. 11" D. 26" E. 45.25" F. 36.25" 	<b>Double Full Chair Armless</b> A. 15" B. 34" C. 11" D. 26" E. 45.25" F. 70.25" 	<b>Design</b> Stylex/Anthony Land  <b>Ganging</b> All individual units may be connected to one another with the use of a forked latch system. Yoom utilizes a ganging system that causes foam compression. For precise ganged layout dimensions, please reach out to: designapplication@stylexseating.com  <b>Glides</b> Yoom is available with 3 glide options: plastic, rubber, and felt.  <b>Casters</b> Yoom single seats and chairs (without arms) are available with 2 caster options: hard and soft.  <b>Power</b> Optional power receptacle offers three exposed power ports: 2 USB 2.1A ports and a standard, grounded 3-prong electrical outlet.  <b>Performance Standards</b> Manufactured to comply with: ANSI/BIFMA X5.4 Public and Lounge Seating Standard  <b>Certifications</b> Greenguard Gold LEVEL® 1
<b>Arm Low</b> A. Arm Height B. Arm Depth C. Arm Width D. Overall Width Arms	<b>Single Chair Low Arms</b> A. 22" B. 36.25" C. 10.375" D. 55.25" 	<b>Double Chair Low Arms</b> A. 22" B. 36.25" C. 10.375" D. 89.25" 	<b>Single Full Chair Low Arms</b> A. 22" B. 36.25" C. 10.375" D. 55.25" 	<b>Double Full Chair Low Arms</b> A. 22" B. 36.25" C. 10.375" D. 89.25" 	
<b>Arm High</b> A. Arm Height B. Arm Depth C. Arm Width D. Overall Width Arms	<b>Single Chair High Arms</b> A. 26" B. 34" C. 10.375" D. 55.25" 	<b>Double Chair High Arms</b> A. 26" B. 36.25" C. 10.375" D. 89.25" 	<b>Single Full Chair High Arms</b> A. 15" B. 36.25" C. 10.375" D. 55.25" 	<b>Double Full Chair High Arms</b> A. 26" B. 36.25" C. 10.375" D. 89.25" 	
<b>Arm Low Right or Left</b> A. Arm Height B. Arm Depth C. Arm Width D. Overall Width with Arm	<b>Single Chair with Right Low Arm</b> A. 22" B. 36.25" C. 10.375" D. 45.75" 		<b>Single Full Chair with Right Low Arm</b> A. 22" B. 36.25" C. 10.375" D. 45.75" 		
<b>Arm High Right or Left</b> A. Arm Height B. Arm Depth C. Arm Width D. Overall Width with Arms	<b>Single Chair with Right High Arm</b> A. 26" B. 36.25" C. 10.375" D. 45.75" 		<b>Single Full Chair with Right High Arm</b> A. 26" B. 36.25" C. 10.375" D. 45.75" 		

Dimensions / Overview	Corner Chair	Single Narrow Chair	Chaise Left	Chaise Right	General Information
<div>Chair</div> <div>A. Seat Height</div> <div>B. Seat Depth</div> <div>C. Seat Width</div> <div>D. Overall Height</div> <div>E. Overall Depth</div> <div>F. Overall Width</div> <div>G. Back Width</div>	<div>Corner Chair</div> <div>A. 15"</div> <div>B. 25"</div> <div>C. 11"</div> <div>D. 26"</div> <div>E. 36.25"</div> <div>F. 36.25"</div> <div></div>	<div>Single Narrow Chair</div> <div>A. 15"</div> <div>B. 25"</div> <div>C. 11"</div> <div>D. 26"</div> <div>E. 36.25"</div> <div>F. 27.25"</div> <div></div>	<div>Chaise Left</div> <div>A. 15"</div> <div>B. 25"</div> <div>C. 11"</div> <div>D. 26"</div> <div>E. 36.25"</div> <div>F. 70.25"</div> <div>G. 36.25"</div> <div></div>	<div>Chaise Right</div> <div>A. 15"</div> <div>B. 25"</div> <div>C. 11"</div> <div>D. 26"</div> <div>E. 36.25"</div> <div>F. 70.25"</div> <div>G. 36.25"</div> <div></div>	<div>Design</div> <div>Stylex/Anthony Land</div> <div><div> </div><div>Ganging</div><div>All individual units may be connected to one another with the use of a forked latch system. Yoom utilizes a ganging system that causes foam compression. For precise ganged layout dimensions, please reach out to: <a href="mailto:designapplication@stylexseating.com">designapplication@stylexseating.com</a></div></div> <div><div> </div><div>Glides</div><div>Yoom is available with 3 glide options: plastic, rubber, and felt.</div></div> <div><div> </div><div>Casters</div><div>Yoom single seats and chairs (without arms) are available with 2 caster options: hard and soft.</div></div> <div><div> </div><div>Power</div><div>Optional power receptacle offers three exposed power ports: 2 USB 2.1A ports and a standard, grounded 3-prong electrical outlet.</div></div> <div><div> </div><div>Performance Standards</div><div>Manufactured to comply with: ANSI/BIFMA X5.4 Public and Lounge Seating Standard</div></div> <div><div> </div><div>Certifications</div><div>Greenguard Gold LEVEL® 1</div></div>

Dimensions / Overview	Right	Front	Left	Rear	General Information
<div>Single Seat</div> <div></div>	<div>Position 5 C15/C25</div> <div></div> <div>Position 4 C14/C24</div>	<div>Position 3 C13/C23</div> <div></div> <div>Position 2 C12/C22</div>	<div>Position 1 C11/C21</div> <div></div> <div>Position 8 C18/C28</div>	<div>Position 6 C16/C26</div> <div></div> <div>Position 7 C17/C27</div>	<div><b>Design</b> In-Seat Power Ports With 10' Or 20' Cord</div> <div><b>Power Port Cord Length and Harness End</b> C1X has a 10' power cord w/ NEMA 5-15P C2X has a 20' Power cord w/ NEMA 5-15P W1X 12' BX whip (for hardwiring) W1X 24' BX whip (for hardwiring)</div> <div><b>Power Port Location</b> The power port location is determined by its last digit.  Examples: • A C14 power port has a 10' power cord and is located on the right side of a chair, as determined from a seated position, or the right forward position of a bench. • A C21 power port has a 20' power cord and is located on the left side of a chair, as determined from a seated position, or the left forward position of a bench.</div> <div><b>Multiple power ports may be ordered per unit. The pricing shown is for each power port ordered.</b></div> <div><b>In-Seat Power Port Finish</b> Select power port finish from one of the standard Stylex powder paints.</div> <div><b>Power In Chairs And Benches</b> Power receptacle offers three exposed power ports: 2 USB 2.1A ports and a standard, grounded 3-prong electrical outlet.</div>
<div>Single Chair</div> <div></div>	<div>Position 5 C15/C25</div> <div></div> <div>Position 4 C14/C24</div>	<div>Position 3 C13/C23</div> <div></div> <div>Position 2 C12/C22</div>	<div>Position 1 C11/C21</div> <div></div> <div>Position 8 C18/C28</div>	<div>No Parts</div> <div></div>	
<div>Chair w/ Arms</div> <div></div>	<div>No Ports</div> <div></div>	<div>Position 3 C13/C23</div> <div></div> <div>Position 2 C12/C22</div>	<div>No Ports</div> <div></div>	<div>No Ports</div> <div></div>	
<div>Single Chair w/ Left Arm</div> <div></div>	<div>Position 5 C15/C25</div> <div></div> <div>Position 4 C14/C24</div>	<div>Position 3 C13/C23</div> <div></div> <div>Position 2 C12/C22</div>	<div>No Parts</div> <div></div>	<div>No Ports</div> <div></div>	
<div>Single Seat w/ Right Arm</div> <div></div>	<div>No Ports</div> <div></div>	<div>Position 3 C13/C23</div> <div></div> <div>Position 2 C12/C22</div>	<div>Position 1 C11/C21</div> <div></div> <div>Position 8 C18/C28</div>	<div>No Ports</div> <div></div>	

Power Port Ordering: To Order Follow Steps 1-4

Example: C2 3 BM



1. Length and Harness End



C1X 10' cord length w/ NEMA 5-15P  
C2X 10' cord length w/ NEMA 5-15P  
W1X 12' BX whip (for hardwiring)  
W1X 24' BX whip (for hardwiring)

2. Position



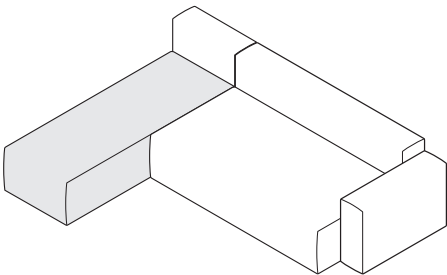
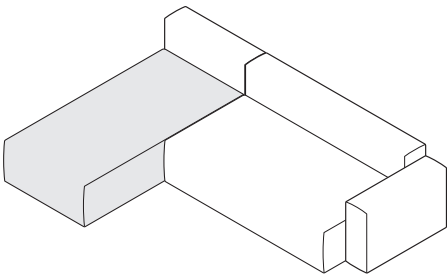
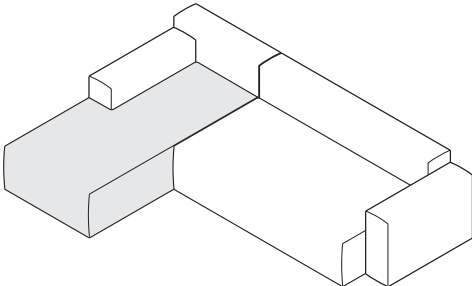
Position 1 thru 8

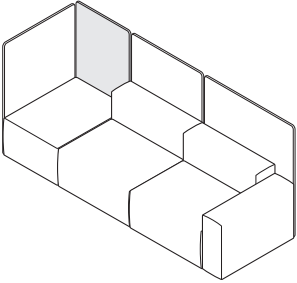
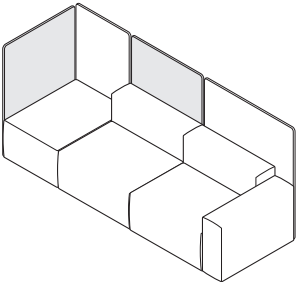
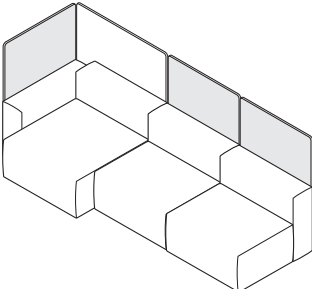
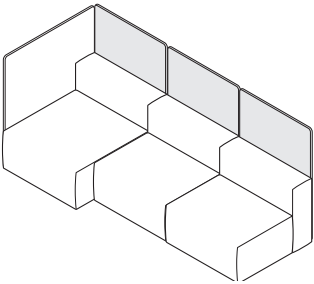
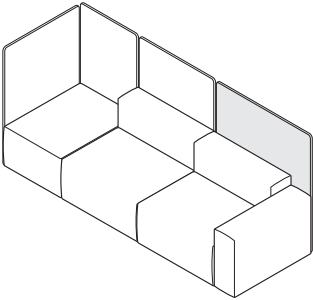
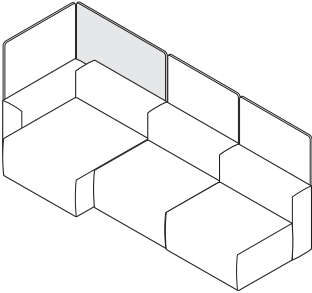
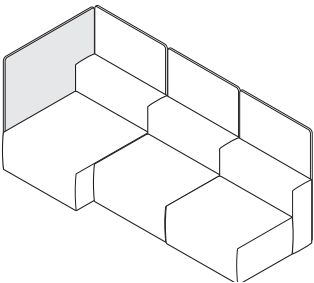
\*See above  
for power  
port location  
restrictions.

3. Option Power Port Finish



BL Blue	FG Forest Green	RD Red
BM Black Matte	LG Light Gray	RO Red Orange
BR Brass	MG Meadow Green	RR Rusty Red
BT Black Twilight	MK Milk	SB Soft Blue
CP Champagne	MS Metallic Silver	SD Sand
DB Dark Bronze	NK Nickel	TC Terracotta
DG Dark Gray	NV Navy	TP Taupe
DP Dusty Pink	OR Orange	TS Textured Slate
	PY Pale Yellow	YL Yellow

		General Information
<div>Double Seat - Rolled Side</div> 	<div><b>Rolled Side</b></div> <p>The option of a 'Rolled Side' is offered on Double Seats, Double Full Seats, Chaise Right, and Chaise Left units capping the end of a layout. Seam direction is altered from the standard 'Rolled Front' for a consistent pattern with adjacent seats. This enables striped and patterned fabrics to line up across units. Please refer to the sample layouts on this page as a reference for each 'Rolled Side' unit. Selection of rolled side units will be reviewed and suggested by Stylex per customer layout. Refer to page 8 for pricing information.</p>	
<div>Double Full Seat - Rolled Side</div> 		
<div>Chaise Right - Rolled Side</div> 		


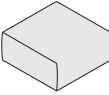

			General Information
			<p>YM061 - Privacy Screen (25")</p> <p><b>Privacy Screens</b> Yoom Privacy Screens are field installed and can be installed on seats, backs and arms. They can be used to provide privacy and definition to the space or can be directly used as a back with throw pillows in lieu of the traditional Yoom Backs or Back to Backs. Three different privacy screen widths have been created to keep pace with the specifiers creativity.</p>
			<p>YM062 - Privacy Screens (34")</p>
			<p>YM063 - Privacy Screens (43")</p>



# Yoom Rolled Soft

Lounge  
Rolled Front - Single Seat

9

							C.O.M. Fabric Upholstery Grades														Leather Upholstery Grades				
							C.O.L.																		
	Series	Style	Type	Dimensions	Ydg.	Sq. ft.	C.O.M	A	B	C	D	E	F	G	H	I	J	K	L	M	W	X	Y	E1	E2
Single Seat	YM	5	11	15"H x 27.25"D x 36.25"W	2.5	40	1,757	1,947	2,053	2,154	2,258	2,361	2,477	2,591	2,724	2,898	3,106	3,316	3,520	3,728	2,942	3,250	4,244	4,661	5,786
																									
Single Full Seat	YM	5	12	15"H x 36.25"D x 36.25"L	3.3	48	2,216	2,477	2,618	2,754	2,897	3,039	3,194	3,351	3,533	3,772	4,056	4,341	4,620	4,904	3,630	3,998	5,186	5,679	7,019
																									
Single Narrow Seat	YM	5	13	15"H x 27.25"D x 36.25"L	2.0	32	1,450	1,607	1,693	1,775	1,860	1,945	2,040	2,132	2,243	2,385	2,556	2,727	2,895	3,065	2,368	2,624	3,407	3,734	4,618
																									

## To Order Follow Steps 1-7

### 1. Series/Style 2. Type

YM5

Yoom  
Rolled Front  
Soft

- 11 Single Seat
- 12 Single Full Seat
- 13 Single Narrow Seat



Blanket Zig Zag

### 3. Seam Options

#### Seam Option

- SS Single seam on all edges
- SP Pinch seam on top edges
- Single seam on side edges
- SW Standard welt cord on all edges +10% of COM List

#### Decorative Stitch on top edges (available on woven textiles only)

- SSD1 Blanket stitch over single seam +10% of COM List
- SSD2 Zig Zag stitch over single seam +10% of COM List

Thread color must be specified.  
Reference Stylex/Stitching on [Stylexseating.com](http://Stylexseating.com) for thread colors and stitch images.

### 4. Decorative Stitch Colors

- 01 White
- 02 Natural
- 03 Lemon
- 04 Pebble Beige
- 05 Dk Mahogany
- 06 Orange
- 07 Red
- 08 Purple
- 09 Pro Blue
- 10 Navy
- 11 Olive
- 12 Dark Green
- 13 Nickel
- 14 Dark Gray
- 15 Black

### 5. Glides/Casters/Legs

#### Glide Option

- PG Plastic Glide  
Recommended for easier movement on carpet.
- FG Felt Glide  
Recommended for easier movement on hard floors
- RG Rubber Glide  
Recommended for static positioning.

#### Caster Option

- CH Hard Wheel Caster +89  
Recommended for full mobility in collaborative settings.
- CS Soft Wheel Caster +89  
Recommended for full mobility in collaborative settings.

#### Round Legs +156

Legs increase seating height by 2".  
All standard Stylex powder paints and Polished Aluminum are available leg finish choices.



### 6. Options

- G Ganging +00
- C1X In-seat power port with 10' power cord +435
- C2X In-seat power port with 20' power cord +466
- W1X 12' BX whip (for hardwiring) +1,079
- W2X 24' BX whip (for hardwiring) +1,261

See Page 6 for complete information on specifying power ports.

### 7. Textile

Yoom Rolled Soft fabrics must be cut up the roll.

Yoom Rolled Soft is designed to have a casual look and feel. It is meant to show wrinkling with most textiles.

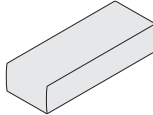
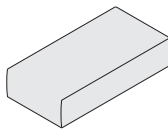
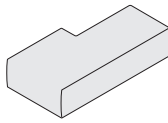
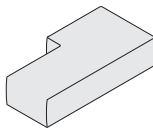
Refer to Stylex swatch cards and separately published ingraded fabric program to determine grades.

See General Information section in the main price list for CAL 133 Information.

# Yoom Rolled Soft

Lounge  
Rolled Side - Double Seat / Chaise

10

							C.O.M. Fabric Upholstery Grades															C.O.L.					Leather Upholstery Grades				
	Series	Style	Type	Dimensions	Ydg.	Sq. ft.	C.O.M	A	B	C	D	E	F	G	H	I	J	K	L	M	W	X	Y	E1	E2						
	Double Seat	YM	4	14	15"H x 27.25"D x 70.25"W	5.5	67	2,979	3,415	3,651	3,880	4,116	4,352	4,612	4,873	5,178	5,574	6,048	6,522	6,988	7,460	4,961	5,480	7,147	7,842	9,722					
	Double Full Seat	YM	4	15	15"H x 36.25"D x 70.25"L	5.5	79	3,894	4,329	4,565	4,794	5,034	5,269	5,528	5,788	6,094	6,491	6,964	7,437	7,905	8,378	6,234	6,844	8,811	9,630	11,848					
	Chaise Right	YM	4	16	15"H x 36.25"/27.25"D x 70.25"L	5.5	70	3,894	4,329	4,565	4,794	5,034	5,269	5,528	5,788	6,094	6,491	6,964	7,437	7,905	8,378	5,963	6,502	8,240	8,964	10,924					
	Chaise Left	YM	4	17	15"H x 36.25"/27.25"D x 70.25"L	5.5	70	3,894	4,329	4,565	4,794	5,034	5,269	5,528	5,788	6,094	6,491	6,964	7,437	7,905	8,378	5,963	6,502	8,240	8,964	10,924					

To Order Follow Steps 1-7

## 1. Series/Style 2. Type

YM4

Yoom  
Rolled Side  
Soft

- 14 Double Seat
- 15 Double Full Seat
- 16 Chaise Right
- 17 Chaise Left



Blanket Zig Zag

## 3. Seam Options

### Seam Option

- SS Single seam on all edges
- SP Pinch seam on top edges
- Single seam on side edges
- SW Standard welt cord on all edges +10% of COM List

### Decorative Stitch on top edges (available on woven textiles only)

- SSD1 Blanket stitch over single seam +10% of COM List
- SSD2 Zig Zag stitch over single seam +10% of COM List

Thread color must be specified.  
Reference Stylex/Stitching on [Stylexseating.com](http://Stylexseating.com) for thread colors and stitch images.

## 4. Decorative Stitch Colors

- 01 White
- 02 Natural
- 03 Lemon
- 04 Pebble Beige
- 05 Dk Mahogany
- 06 Orange
- 07 Red
- 08 Purple
- 09 Pro Blue
- 10 Navy
- 11 Olive
- 12 Dark Green
- 13 Nickel
- 14 Dark Gray
- 15 Black

## 5. Glides/Casters/Legs

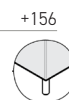
### Glide Option

- PG Plastic Glide  
Recommended for easier movement on carpet.
- FG Felt Glide  
Recommended for easier movement on hard floors
- RG Rubber Glide  
Recommended for static positioning.

L1

### Round Legs

Legs increase seating height by 2".  
All standard Stylex powder paints and Polished Aluminum are available leg finish choices.



+156

## 6. Options

- G Ganging +00
- C1X In-seat power port with 10' power cord +435
- C2X In-seat power port with 20' power cord +466
- W1X 12' BX whip (for hardwiring) +1,079
- W2X 24' BX whip (for hardwiring) +1,261

See Page 6 for complete information on specifying power ports.

## 7. Textile

Yoom Rolled Soft fabrics must be cut up the roll.

Yoom Rolled Soft is designed to have a casual look and feel. It is meant to show wrinkling with most textiles.

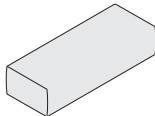
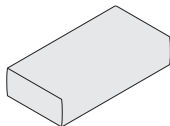
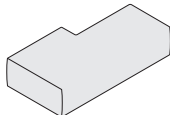
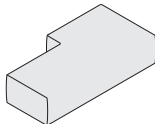
Refer to Stylex swatch cards and separately published ingraded fabric program to determine grades.

See General Information section in the main price list for CAL 133 Information.

# Yoom Rolled Soft

Lounge  
Rolled Front - Double Seat / Chaise

11

							C.O.M. Fabric Upholstery Grades													C.O.L.					Leather Upholstery Grades				
	Series	Style	Type	Dimensions	Ydg.	Sq. ft.	C.O.M	A	B	C	D	E	F	G	H	I	J	K	L	M	W	X	Y	E1	E2				
	Double Seat	YM	5	14	15"H x 27.25"D x 70.25"W	4.4	67	2,979	3,317	3,502	3,681	3,866	4,051	4,254	4,455	4,692	5,003	5,373	5,741	6,107	6,474	4,961	5,480	7,147	7,842	9,722			
	Double Full Seat	YM	5	15	15"H x 36.25"D x 70.25"L	5.5	79	3,894	4,321	4,553	4,776	5,009	5,242	5,498	5,752	6,049	6,439	6,903	7,367	7,824	8,287	6,234	6,844	8,811	9,630	11,848			
	Chaise Right	YM	5	16	15"H x 36.25"/27.25"D x 70.25"L	5.0	70	3,894	4,295	4,513	4,723	4,942	5,160	5,397	5,637	5,920	6,283	6,718	7,153	7,584	8,019	5,963	6,502	8,240	8,964	10,924			
	Chaise Left	YM	5	17	15"H x 36.25"/27.25"D x 70.25"L	5.0	70	3,894	4,295	4,513	4,723	4,942	5,160	5,397	5,637	5,920	6,283	6,718	7,153	7,584	8,019	5,963	6,502	8,240	8,964	10,924			

To Order Follow Steps 1-7

## 1. Series/Style 2. Type

YM5

Yoom  
Rolled Front  
Soft

- 14 Double Seat
- 15 Double Full Seat
- 16 Chaise Right
- 17 Chaise Left



Blanket Zig Zag

## 3. Seam Options

### Seam Option

- SS Single seam on all edges
- SP Pinch seam on top edges
- Single seam on side edges
- SW Standard welt cord on all edges +10% of COM List

### Decorative Stitch on top edges (available on woven textiles only)

- SSD1 Blanket stitch over single seam +10% of COM List
- SSD2 Zig Zag stitch over single seam +10% of COM List

Thread color must be specified.  
Reference Stylex/Stitching on [Stylexseating.com](http://Stylexseating.com) for thread colors and stitch images.

## 4. Decorative Stitch Colors

- 01 White
- 02 Natural
- 03 Lemon
- 04 Pebble Beige
- 05 Dk Mahogany
- 06 Orange
- 07 Red
- 08 Purple
- 09 Pro Blue
- 10 Navy
- 11 Olive
- 12 Dark Green
- 13 Nickel
- 14 Dark Gray
- 15 Black

## 5. Glides/Casters/Legs

### Glide Option

- PG Plastic Glide  
Recommended for easier movement on carpet.
- FG Felt Glide  
Recommended for easier movement on hard floors
- RG Rubber Glide  
Recommended for static positioning.

L1

### Round Legs

- Legs increase seating height by 2".
- All standard Stylex powder paints and Polished Aluminum are available leg finish choices.



+156

## 6. Options

- G Ganging +00
- C1X In-seat power port with 10' power cord +435
- C2X In-seat power port with 20' power cord +466
- W1X 12' BX whip (for hardwiring) +1,079
- W2X 24' BX whip (for hardwiring) +1,261

See Page 6 for complete information on specifying power ports.

## 7. Textile

Yoom Rolled Soft fabrics must be cut up the roll.

Yoom Rolled Soft is designed to have a casual look and feel. It is meant to show wrinkling with most textiles.

Refer to Stylex swatch cards and separately published ingraded fabric program to determine grades.

See General Information section in the main price list for CAL 133 Information.

Table with columns: Series, Style, Type, Dimensions, Ydg., Sq. ft., C.O.M. Fabric Upholstery Grades, C.O.L., and Leather Upholstery Grades. It lists four chair styles: Single Back, Single High Back, Single Narrow Back, and Single Narrow High, with their respective dimensions and pricing.

To Order Follow Steps 1-7

1. Series/Style 2. Type

Selection area for Series/Style and Type. Includes a circle for 'YM5' and a list of types: 31 Single Back, 32 Single High Back, 33 Single Narrow Back, 38 Single Narrow High Back.

3. Seam Options

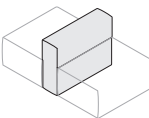
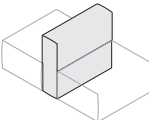
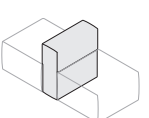
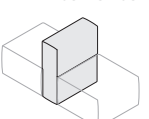
Selection area for Seam Options. Includes a circle for 'Seam Option' and a list of options: SS Single seam on all edges, SP Pinch seam on top edges, SW Standard welt cord on all edges. Also includes a section for 'Decorative Stitch on top edges' with images of Blanket and Zig Zag stitches.

4. Decorative Stitch Colors

Selection area for Decorative Stitch Colors. Includes a circle and a list of colors: 01 White, 02 Natural, 03 Lemon, 04 Pebble Beige, 05 Dk Mahogany, 06 Orange, 07 Red, 08 Purple, 09 Pro Blue, 10 Navy, 11 Olive, 12 Dark Green, 13 Nickel, 14 Dark Gray, 15 Black.

5. Textile

Textile information section. Includes a circle and text explaining that Yoom Rolled Soft fabrics must be cut up the roll, and provides instructions on how to determine fabric grades using Stylex swatch cards.

							C.O.M. Fabric Upholstery Grades														C.O.L.					Leather Upholstery Grades				
	Series	Style	Type	Dimensions	Ydg.	Sq. ft.	C.O.M	A	B	C	D	E	F	G	H	I	J	K	L	M	W	X	Y	E1	E2					
Single Thin Back to Back 	YM	5	39	26"H x 9"D x 36.25"W	2.1	22	1,275	1,436	1,525	1,612	1,699	1,786	1,885	1,982	2,096	2,244	2,420	2,597	2,772	2,945	2,363	2,646	3,562	3,941	4,974					
Single High Thin Back to Back 	YM	5	40	30"H x 9"D x 36.25"W	2.2	24	1,424	1,596	1,687	1,780	1,871	1,966	2,066	2,169	2,287	2,443	2,630	2,817	3,001	3,186	2,514	2,796	3,712	4,092	5,123					
Single Narrow Thin Back to Back 	YM	5	41	26"H x 9"D x 27.25"W	1.6	18	1,275	1,393	1,460	1,521	1,589	1,651	1,725	1,797	1,880	1,988	2,120	2,249	2,378	2,507	2,363	2,646	3,562	3,941	4,974					
Single Narrow High Thin Back to Back 	YM	5	42	30"H x 9"D x 27.25"W	1.8	23	1,424	1,560	1,635	1,707	1,782	1,856	1,937	2,019	2,116	2,242	2,387	2,537	2,683	2,832	2,514	2,796	3,712	4,092	5,123					

To Order Follow Steps 1-7

1. Series/Style 2. Type

YM5

Yoom Rolled Front Soft

39 Single Thin Back to Back  
40 Single High Thin Back to Back  
41 Single Narrow Thin Back to Back  
42 Single Narrow High Thin Back to Back

3. Seam Options

Seam Option

SS Single seam on all edges  
SP Pinch seam on top edges  
Single seam on side edges  
SW Standard welt cord on all edges +10% of COM List

Decorative Stitch on top edges  
(available on woven textiles only)

SSD1 Blanket stitch over single seam +10% of COM List  
SSD2 Zig Zag stitch over single seam +10% of COM List

Blanket

Zig Zag

Thread color must be specified.  
Reference Stylex/Stitching on Stylexseating.com for thread colors and stitch images.

4. Decorative Stitch Colors

- 
- 01 White  
02 Natural  
03 Lemon  
04 Pebble Beige  
05 Dk Mahogany  
06 Orange  
07 Red  
08 Purple  
09 Pro Blue  
10 Navy  
11 Olive  
12 Dark Green  
13 Nickel  
14 Dark Gray  
15 Black

5. Textile

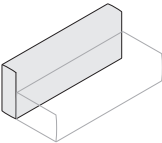
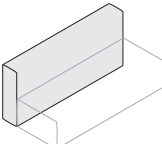
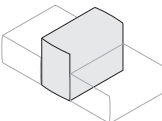
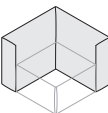
Yoom Rolled Soft fabrics must be cut up the roll.

Yoom Rolled Soft is designed to have a casual look and feel. It is meant to show wrinkling with most textiles.

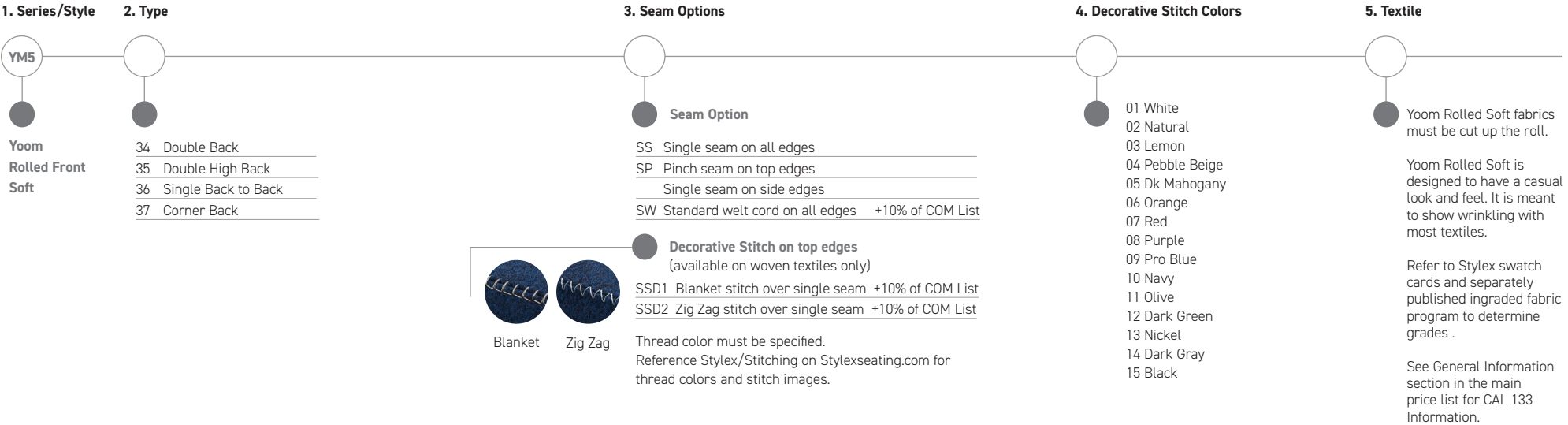
Refer to Stylex swatch cards and separately published ingraded fabric program to determine grades .

See General Information section in the main price list for CAL 133 Information.

Yoom Rolled Soft
Lounge
Rolled Front - Double Back

							C.O.M. Fabric Upholstery Grades															C.O.L.					Leather Upholstery Grades				
	Series	Style	Type	Dimensions	Ydg.	Sq. ft.	C.O.M	A	B	C	D	E	F	G	H	I	J	K	L	M	W	X	Y	E1	E2						
	Double Back	YM	5	34	26"H x 9"D x 70.25"W	4.1	57	2,138	2,460	2,637	2,806	2,980	3,155	3,347	3,541	3,767	4,058	4,410	4,762	5,105	5,455	3,831	4,275	5,695	6,288	7,893					
	Double High Back	YM	5	35	30"H x 9"D x 70.25"W	4.7	65	2,407	2,770	2,970	3,164	3,360	3,560	3,777	3,998	4,254	4,586	4,981	5,381	5,772	6,171	4,332	4,835	6,453	7,127	8,954					
	Single Back to Back	YM	5	36	26"H x 18"D x 36.25"W	3.2	38	1,450	1,704	1,842	1,972	2,111	2,248	2,399	2,548	2,727	2,958	3,232	3,507	3,776	4,051	2,561	2,849	3,780	4,167	5,219					
	Corner Back	YM	5	37	26"H x 36.25"D x 36.25"W	3.3	50	1,832	2,103	2,249	2,392	2,539	2,685	2,846	3,007	3,195	3,442	3,737	4,029	4,320	4,612	3,301	3,683	4,916	5,431	6,822					

To Order Follow Steps 1-5

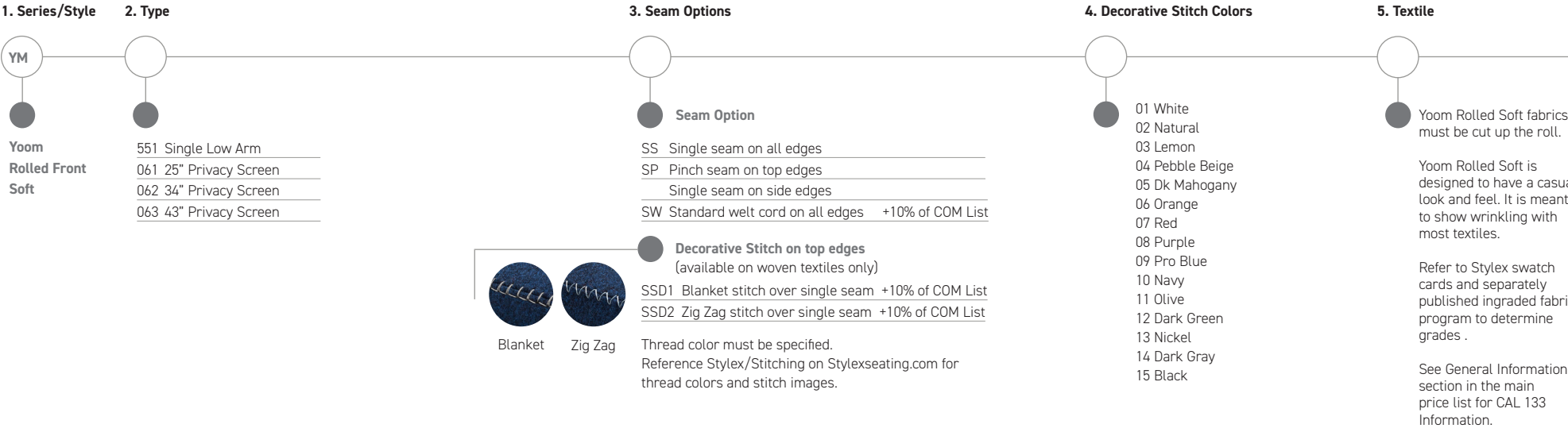


Yoom Rolled Soft

Lounge  
Rolled Front - Arm and Privacy Screens

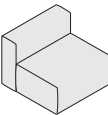
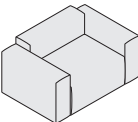
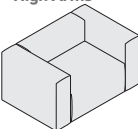
							C.O.M. Fabric Upholstery Grades															C.O.L.					Leather Upholstery Grades				
	Series	Style	Type	Dimensions	Ydg.	Sq. ft.	C.O.M	A	B	C	D	E	F	G	H	I	J	K	L	M	W	X	Y	E1	E2						
	Single Low Arm	YM	5	51	22"H x 10.375"D x 36.25"W	1.9	30	954	1,103	1,184	1,262	1,342	1,421	1,511	1,599	1,704	1,836	1,997	2,158	2,319	2,479	1,913	2,166	2,970	3,306	4,215					
	25" Privacy Screen	YM	0	61	45"H x 1.5"D x 25"W	2.2		1,049	1,221	1,314	1,405	1,497	1,591	1,692	1,796	1,913	2,069	2,254	2,440	2,623	2,809										
	34" Privacy Screen	YM	0	62	45"H x 1.5"D x 34"W	3.0		1,349	1,579	1,706	1,828	1,953	2,079	2,217	2,354	2,517	2,726	2,978	3,229	3,476	3,726										
	43" Privacy Screen	YM	0	63	45"H x 1.5"D x 43"W	3.8		1,649	1,940	2,098	2,250	2,409	2,567	2,741	2,915	3,119	3,382	3,699	4,015	4,326	4,641										

To Order Follow Steps 1-5



Yoom Rolled Soft

Lounge  
Rolled Front - Single Chairs

							C.O.M. Fabric Upholstery Grades														C.O.L.					Leather Upholstery Grades				
	Series	Style	Type	Dimensions	Ydg.	Sq. ft.	C.O.M	A	B	C	D	E	F	G	H	I	J	K	L	M	W	X	Y	E1	E2					
	Single Chair Armless	YM	5	113100	26"H x 36.25"D x 36.25"W	4.4	73	2,904	3,257	3,455	3,641	3,834	4,029	4,244	4,457	4,706	5,030	5,417	5,809	6,189	6,577	5,051	5,609	7,414	8,168	10,205				
	Single Chair with Low Arms	YM	5	113151P	26"H x 36.25"D x 55.25"W	8.0	138	4,812	5,463	5,823	6,165	6,518	6,871	7,266	7,655	8,114	8,702	9,411	10,125	10,827	11,535	8,877	9,941	13,354	14,780	18,635				
	Single Chair with High Arms	YM	5	113131P	26"H x 36.25"D x 55.25"W	8.5	138	5,198	5,877	6,259	6,615	6,986	7,365	7,778	8,189	8,670	9,294	10,039	10,795	11,527	12,275	9,269	10,327	13,754	15,182	19,043				

To Order Follow Steps 1-5

1. Series/Style 2. Type

YM5

Yoom Rolled Front Soft

113100 Single Chair Armless

113151P Single Chair with Low Arms

113131P Single Chair with High Arms

3. Seam Options

Seam Option

SS Single seam on all edges

SP Pinch seam on top edges

Single seam on side edges

SW Standard welt cord on all edges +10% of COM List



Blanket Zig Zag

Decorative Stitch on top edges (available on woven textiles only)

SSD1 Blanket stitch over single seam +10% of COM List

SSD2 Zig Zag stitch over single seam +10% of COM List

Thread color must be specified. Reference Stylex/Stitching on Stylexseating.com for thread colors and stitch images.

4. Decorative Stitch Colors 5. Glides/Casters/Legs

01 White

02 Natural

03 Lemon

04 Pebble Beige

05 Dk Mahogany

06 Orange

07 Red

08 Purple

09 Pro Blue

10 Navy

11 Olive

12 Dark Green

13 Nickel

14 Dark Gray

15 Black

Glide Option

PG Plastic Glide

Recommended for easier movement on carpet.

FG Felt Glide

Recommended for easier movement on hard floors

RG Rubber Glide

Recommended for static positioning.

Caster Option

CH Hard Wheel Caster +89

Recommended for full mobility in collaborative settings.


CS Soft Wheel Caster +89

Recommended for full mobility in collaborative settings.

L1

Round Legs +156

Legs increase seating height by 2". All standard Stylex powder paints and Polished Aluminum are available leg finish choices.



6. Options

G Ganging +00

C1X In-seat power port with 10' power cord +435

C2X In-seat power port with 20' power cord +466

W1X 12' BX whip +1,079 (for hardwiring)

W2X 24' BX whip +1,261 (for hardwiring)

See Page 6 for complete information on specifying power ports.

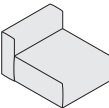
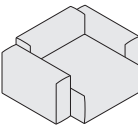
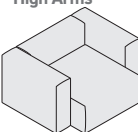
7. Textile

Yoom Rolled Soft fabrics must be cut up the roll. Yoom Rolled Soft is designed to have a casual look and feel. It is meant to show wrinkling with most textiles. Refer to Stylex swatch cards and separately published ingraded fabric program to determine grades. See General Information section in the main price list for CAL 133 Information.



Yoom Rolled Soft

Lounge  
Rolled Front - Single Full

							C.O.M. Fabric Upholstery Grades														C.O.L.					Leather Upholstery Grades				
	Series	Style	Type	Dimensions	Ydg.	Sq. ft.	C.O.M	A	B	C	D	E	F	G	H	I	J	K	L	M	W	X	Y	E1	E2					
	Single Full Chair Armless	YM	5	123100	26"H x 45.25"D x 36.25"W	5.3	81	3,363	3,787	4,020	4,241	4,473	4,707	4,961	5,217	5,515	5,904	6,367	6,834	7,289	7,753	5,739	6,357	8,356	9,186	11,438				
	Single Full Chair with Low Arms	YM	5	123151P	26"H x 45.25"D x 55.25"W	8.8	146	5,271	5,993	6,388	6,765	7,157	7,549	7,983	8,415	8,923	9,576	10,361	11,150	11,927	12,711	9,565	10,689	14,296	15,798	19,868				
	Single Full Chair with High Arms	YM	5	123131P	26"H x 45.25"D x 55.25"W	9.4	146	5,657	6,407	6,824	7,215	7,625	8,043	8,495	8,949	9,479	10,168	10,989	11,820	12,627	13,451	9,957	11,075	14,696	16,200	20,276				

To Order Follow Steps 1-5

1. Series/Style 2. Type


YM5


Yoom Rolled Front Soft

123100 Single Full Chair Armless

123151P Single Full Chair with Low Arms

123131P Single Full Chair with High Arms





Blanket

Zig Zag

3. Seam Options

Seam Option

SS Single seam on all edges

SP Pinch seam on top edges

Single seam on side edges

SW Standard welt cord on all edges +10% of COM List

Decorative Stitch on top edges (available on woven textiles only)

SSD1 Blanket stitch over single seam +10% of COM List

SSD2 Zig Zag stitch over single seam +10% of COM List

Thread color must be specified.

Reference Stylex/Stitching on Stylexseating.com for thread colors and stitch images.

4. Decorative Stitch Colors

01 White

02 Natural

03 Lemon

04 Pebble Beige

05 Dk Mahogany

06 Orange

07 Red

08 Purple

09 Pro Blue

10 Navy

11 Olive

12 Dark Green

13 Nickel

14 Dark Gray

15 Black

5. Glides/Casters/Legs

Glide Option

PG Plastic Glide

Recommended for easier movement on carpet.

FG Felt Glide

Recommended for easier movement on hard floors

RG Rubber Glide

Recommended for static positioning.


L1

Round Legs

Legs increase seating height by 2".

All standard Stylex powder paints and Polished Aluminum are available leg finish choices.

+156



6. Options

G Ganging +00

C1X In-seat power port with 10' power cord +435

C2X In-seat power port with 20' power cord +466

W1X 12' BX whip +1,079 (for hardwiring)

W2X 24' BX whip +1,261 (for hardwiring)

See Page 6 for complete information on specifying power ports.

7. Textile

Yoom Rolled Soft fabrics must be cut up the roll.

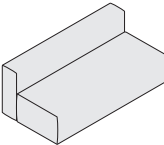
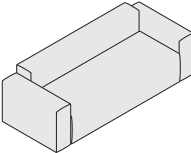
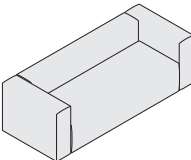
Yoom Rolled Soft is designed to have a casual look and feel. It is meant to show wrinkling with most textiles.

Refer to Stylex swatch cards and separately published ingraded fabric program to determine grades .

See General Information section in the main price list for CAL 133 Information.

Yoom Rolled Soft

Lounge  
Rolled Front - Double Chairs

							C.O.M. Fabric Upholstery Grades															C.O.L.					Leather Upholstery Grades				
	Series	Style	Type	Dimensions	Ydg.	Sq. ft.	C.O.M	A	B	C	D	E	F	G	H	I	J	K	L	M	W	X	Y	E1	E2						
	Double Chair Armless	YM	5	143400	26"H x 36.25"D x 70.25"W	8.3	125	5,117	5,777	6,139	6,487	6,846	7,206	7,601	7,996	8,459	9,061	9,783	10,503	11,212	11,929	8,792	9,755	12,842	14,130	17,615					
	Double Chair with Low Arms	YM	5	143451P	26"H x 36.25"D x 89.25"W	11.9	190	7,025	7,983	8,507	9,011	9,530	10,048	10,623	11,194	11,867	12,733	13,777	14,819	15,850	16,887	12,618	14,087	18,782	20,742	26,045					
	Double Chair with High Arms	YM	5	143431P	26"H x 36.25"D x 89.25"W	12.3	190	7,411	8,397	8,943	9,461	9,998	10,542	11,135	11,728	12,423	13,325	14,405	15,489	16,550	17,627	13,010	14,473	19,182	21,144	26,453					

To Order Follow Steps 1-5

1. Series/Style 2. Type

YM5

Yoom Rolled Front Soft

143400 Double Chair Armless

143451P Double Chair with Low Arms

143431P Double Chair with High Arms

3. Seam Options

Seam Option

SS Single seam on all edges

SP Pinch seam on top edges

Single seam on side edges

SW Standard welt cord on all edges +10% of COM List



Blanket Zig Zag

Decorative Stitch on top edges (available on woven textiles only)

SSD1 Blanket stitch over single seam +10% of COM List

SSD2 Zig Zag stitch over single seam +10% of COM List

Thread color must be specified. Reference Stylex/Stitching on [Stylexseating.com](http://Stylexseating.com) for thread colors and stitch images.

4. Decorative Stitch Colors 5. Glides/Casters/Legs

01 White

02 Natural

03 Lemon

04 Pebble Beige

05 Dk Mahogany

06 Orange

07 Red

08 Purple

09 Pro Blue

10 Navy

11 Olive

12 Dark Green

13 Nickel

14 Dark Gray

15 Black

Glide Option

PG Plastic Glide

Recommended for easier movement on carpet.

FG Felt Glide

Recommended for easier movement on hard floors

RG Rubber Glide

Recommended for static positioning.


L1

Round Legs

Legs increase seating height by 2".

All standard Stylex powder paints and Polished Aluminum are available leg finish choices.

+156



6. Options

G Ganging +00

C1X In-seat power port with 10' power cord +435

C2X In-seat power port with 20' power cord +466

W1X 12' BX whip +1,079 (for hardwiring)

W2X 24' BX whip +1,261 (for hardwiring)

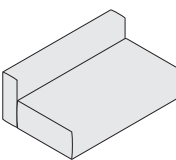
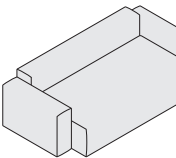
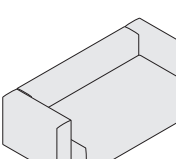
See Page 6 for complete information on specifying power ports.

7. Textile

Yoom Rolled Soft fabrics must be cut up the roll. Yoom Rolled Soft is designed to have a casual look and feel. It is meant to show wrinkling with most textiles. Refer to Stylex swatch cards and separately published ingraded fabric program to determine grades . See General Information section in the main price list for CAL 133 Information.

Yoom Rolled Soft

Lounge  
Rolled Front - Double Full Chairs

							C.O.M. Fabric Upholstery Grades														C.O.L.					Leather Upholstery Grades					
	Series	Style	Type	Dimensions	Ydg.	Sq. ft.	C.O.M	A	B	C	D	E	F	G	H	I	J	K	L	M	W	X	Y	E1	E2						
	Double Full Chair Armless	YM	5	153400	26"H x 45.25"D x 70.25"W	9.4	137	6,032	6,781	7,190	7,582	7,989	8,397	8,845	9,293	9,816	10,497	11,313	12,129	12,929	13,742	10,065	11,119	14,506	15,918	19,741					
	Double Full Chair with Low Arms	YM	5	153451P	26"H x 45.25"D x 89.25"W	13.0	202	7,940	8,987	9,558	10,106	10,673	11,239	11,867	12,491	13,224	14,169	15,307	16,445	17,567	18,700	13,891	15,451	20,446	22,530	28,171					
	Double Full Chair with High Arms		5	153431P	26"H x 45.25"D x 89.25"W	13.5	202	8,326	9,401	9,994	10,556	11,141	11,733	12,379	13,025	13,780	14,761	15,935	17,115	18,267	19,440	14,283	15,837	20,846	22,932	28,579					

To Order Follow Steps 1-5

1. Series/Style 2. Type

YM5

Yoom Rolled Front Soft

153400

Double Full Chair Armless

153451P

Double Full Chair with Low Arms

153431P

Double Full Chair with High Arms

Blanket

Zig Zag

3. Seam Options

Seam Option

SS Single seam on all edges

SP Pinch seam on top edges

SW Standard welt cord on all edges

Decorative Stitch on top edges

(available on woven textiles only)

SSD1 Blanket stitch over single seam

SSD2 Zig Zag stitch over single seam

Thread color must be specified.

Reference Stylex/Stitching on [Stylexseating.com](#) for thread colors and stitch images.

4. Decorative Stitch Colors 5. Glides/Casters/Legs

01 White

02 Natural

03 Lemon

04 Pebble Beige

05 Dk Mahogany

06 Orange

07 Red

08 Purple

09 Pro Blue

10 Navy

11 Olive

12 Dark Green

13 Nickel

14 Dark Gray

15 Black

Glide Option

PG Plastic Glide

FG Felt Glide

RG Rubber Glide

Round Legs

6. Options

G Ganging

C1X In-seat power port with 10' power cord

C2X In-seat power port with 20' power cord

W1X 12' BX whip (for hardwiring)

W2X 24' BX whip (for hardwiring)

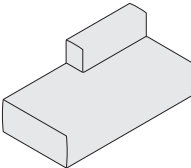
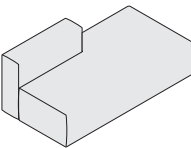
See Page 6 for complete information on specifying power ports.

7. Textile

Yoom Rolled Soft fabrics must be cut up the roll. Yoom Rolled Soft is designed to have a casual look and feel. It is meant to show wrinkling with most textiles. Refer to Stylex swatch cards and separately published ingraded fabric program to determine grades . See General Information section in the main price list for CAL 133 Information.

Yoom Rolled Soft

Lounge  
Rolled Front - Chaise Right and Left

							C.O.M. Fabric Upholstery Grades														C.O.L.					Leather Upholstery Grades				
	Series	Style	Type	Dimensions	Ydg.	Sq. ft.	C.O.M	A	B	C	D	E	F	G	H	I	J	K	L	M	W	X	Y	E1	E2					
	Chaise Right	YM	5	1631	26"H x 36.25"D x 70.25"W	7.2	103	5,041	5,605	5,915	6,210	6,518	6,828	7,164	7,503	7,902	8,415	9,029	9,646	10,253	10,868	8,072	8,861	11,410	12,471	15,343				
	Chaise Left	YM	5	1731	26"H x 36.25"D x 70.25"W	7.2	103	5,041	5,605	5,915	6,210	6,518	6,828	7,164	7,503	7,902	8,415	9,029	9,646	10,253	10,868	8,072	8,861	11,410	12,471	15,343				

To Order Follow Steps 1-5

1. Series/Style

YM5

Yoom Rolled Front Soft

2. Type

1631 Chaise Right  
1731 Chaise Left

3. Seam Options

Seam Option

SS Single seam on all edges  
SP Pinch seam on top edges  
Single seam on side edges  
SW Standard welt cord on all edges +10% of COM List

Decorative Stitch on top edges  
(available on woven textiles only)

SSD1 Blanket stitch over single seam +10% of COM List  
SSD2 Zig Zag stitch over single seam +10% of COM List

Blanket Zig Zag

Thread color must be specified.  
Reference Stylex/Stitching on [Stylexseating.com](#) for thread colors and stitch images.

4. Decorative Stitch Colors

01 White  
02 Natural  
03 Lemon  
04 Pebble Beige  
05 Dk Mahogany  
06 Orange  
07 Red  
08 Purple  
09 Pro Blue  
10 Navy  
11 Olive  
12 Dark Green  
13 Nickel  
14 Dark Gray  
15 Black

5. Glides/Casters/Legs


Glide Option

PG Plastic Glide  
Recommended for easier movement on carpet.  
FG Felt Glide  
Recommended for easier movement on hard floors  
RG Rubber Glide  
Recommended for static positioning.

L1 Round Legs

Legs increase seating height by 2".  
All standard Stylex powder paints and Polished Aluminum are available leg finish choices.

+156



6. Options

G Ganging +00

C1X In-seat power port with 10' power cord +435

C2X In-seat power port with 20' power cord +466

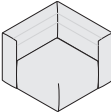
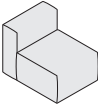
W1X 12' BX whip (for hardwiring) +1,079

W2X 24' BX whip (for hardwiring) +1,261

See Page 6 for complete information on specifying power ports.

7. Textile

Yoom Rolled Soft fabrics must be cut up the roll.  
Yoom Rolled Soft is designed to have a casual look and feel. It is meant to show wrinkling with most textiles.  
Refer to Stylex swatch cards and separately published ingraded fabric program to determine grades .  
See General Information section in the main price list for CAL 133 Information.

							C.O.M. Fabric Upholstery Grades					C.O.L.										Leather Upholstery Grades								
							C.O.M	A	B	C	D	E	F	G	H	I	J	K	L	M	W	X	Y	E1	E2					
	Corner Chair	Boxed Front Single Narrow Seat																												
	YM	6	13	26"H x 36.25"D x 36.25"W	1.7	29	1,450	1,582	1,651	1,721	1,791	1,863	1,941	2,018	2,111	2,229	2,371	2,515	2,654	2,796	2,273	2,491	3,179	3,469	4,250					
	Rolled Front Corner Back																													
	YM	5	37	26"H x 36.25"D x 36.25"W	3.3	50	1,832	2,103	2,249	2,392	2,539	2,685	2,846	3,007	3,195	3,442	3,737	4,029	4,320	4,612	3,301	3,683	4,916	5,431	6,822					
	Narrow Chair Boxed Front	YM	5	1333	26"H x 36.25"D x 27.25"W	4.0	57	2,519	2,841	3,017	3,186	3,360	3,537	3,732	3,919	4,148	4,442	4,791	5,142	5,489	5,838	4,197	4,652	6,071	6,665	8,267				

To Order Follow Steps 1-5

1. Series/Style

YM

Yoom  
Rolled Front  
Soft

2. Type

613/537 Corner Chair  
51333 Narrow Chair

Note: Corner chair is ordered as two separate lines.



3. Seam Options

Seam Option

SS Single seam on all edges  
SP Pinch seam on top edges  
Single seam on side edges  
SW Standard welt cord on all edges +10% of COM List

Decorative Stitch on top edges  
(available on woven textiles only)

SSD1 Blanket stitch over single seam +10% of COM List  
SSD2 Zig Zag stitch over single seam +10% of COM List

Thread color must be specified.  
Reference Stylex/Stitching on Stylexseating.com for thread colors and stitch images.

4. Decorative Stitch Colors

01 White  
02 Natural  
03 Lemon  
04 Pebble Beige  
05 Dk Mahogany  
06 Orange  
07 Red  
08 Purple  
09 Pro Blue  
10 Navy  
11 Olive  
12 Dark Green  
13 Nickel  
14 Dark Gray  
15 Black

5. Glides/Casters/Legs

Glide Option

PG Plastic Glide  
Recommended for easier movement on carpet.  
FG Felt Glide  
Recommended for easier movement on hard floors  
RG Rubber Glide  
Recommended for static positioning.

L1 Round Legs +156  
Legs increase seating height by 2".  
All standard Stylex powder paints and Polished Aluminum are available leg finish choices.



6. Options

G Ganging +00  
C1X In-seat power port with 10' power cord +435  
C2X In-seat power port with 20' power cord +466  
W1X 12' BX whip (for hardwiring) +1,079  
W2X 24' BX whip (for hardwiring) +1,261

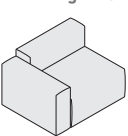
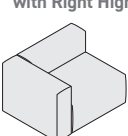
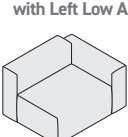
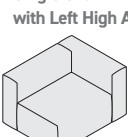
See Page 6 for complete information on specifying power ports.

7. Textile

Yoom Rolled Soft fabrics must be cut up the roll.  
Yoom Rolled Soft is designed to have a casual look and feel. It is meant to show wrinkling with most textiles.  
Refer to Stylex swatch cards and separately published ingraded fabric program to determine grades .  
See General Information section in the main price list for CAL 133 Information.

Yoom Rolled Soft

Lounge  
Rolled Front - Single Chair with Right or Left Arm

							C.O.M. Fabric Upholstery Grades															C.O.L.					Leather Upholstery Grades				
	Series	Style	Type	Dimensions	Ydg.	Sq. ft.	C.O.M	A	B	C	D	E	F	G	H	I	J	K	L	M	W	X	Y	E1	E2						
Single Chair with Right Low Arm 	YM	5	113151R	26"H x 36.25"D x 45.75"W	6.2	105	3,858	4,360	4,639	4,903	5,176	5,450	5,755	6,056	6,410	6,866	7,414	7,967	8,508	9,056	6,964	7,775	10,384	11,474	14,420						
Single Chair with Right High Arm 	YM	5	113131R	26"H x 36.25"D x 45.75"W	6.4	105	4,051	4,567	4,857	5,128	5,410	5,697	6,011	6,323	6,688	7,162	7,728	8,302	8,858	9,426	7,160	7,968	10,584	11,675	14,624						
Single Chair with Left Low Arm 	YM	5	113151L	26"H x 36.25"D x 45.75"W	6.2	105	3,858	4,360	4,639	4,903	5,176	5,450	5,755	6,056	6,410	6,866	7,414	7,967	8,508	9,056	6,964	7,775	10,384	11,474	14,420						
Single Chair with Left High Arm 	YM	5	113131L	26"H x 36"D x 45.75"W	6.4	105	4,051	4,567	4,857	5,128	5,410	5,697	6,011	6,323	6,688	7,162	7,728	8,302	8,858	9,426	7,160	7,968	10,584	11,675	14,624						

To Order Follow Steps 1-5

1. Series/Style 2. Type

YM5

Yoom Rolled Front Soft

113151R Single Chair with Right Low Arm

113131R Single Chair with Right High Arm

113151L Single Chair with Left Low Arm

113131L Single Chair with Left High Arm

3. Seam Options

Seam Option

SS Single seam on all edges

SP Pinch seam on top edges

Single seam on side edges

SW Standard welt cord on all edges +10% of COM List

Decorative Stitch on top edges (available on woven textiles only)

SSD1 Blanket stitch over single seam +10% of COM List

SSD2 Zig Zag stitch over single seam +10% of COM List

Blanket

Zig Zag

Thread color must be specified. Reference Stylex/Stitching on Stylexseating.com for thread colors and stitch images.

4. Decorative Stitch Colors 5. Glides/Casters/Legs

01 White

02 Natural

03 Lemon

04 Pebble Beige

05 Dk Mahogany

06 Orange

07 Red

08 Purple

09 Pro Blue

10 Navy

11 Olive

12 Dark Green

13 Nickel

14 Dark Gray

15 Black

Glide Option

PG Plastic Glide

Recommended for easier movement on carpet.

FG Felt Glide

Recommended for easier movement on hard floors

RG Rubber Glide

Recommended for static positioning.

L1 Round Legs

Legs increase seating height by 2".

All standard Stylex powder paints and Polished Aluminum are available leg finish choices.

+156

6. Options

G Ganging +00

C1X In-seat power port with 10' power cord +435

C2X In-seat power port with 20' power cord +466

W1X 12' BX whip +1,079 (for hardwiring)

W2X 24' BX whip +1,261 (for hardwiring)

See Page 6 for complete information on specifying power ports.

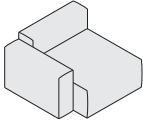
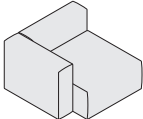
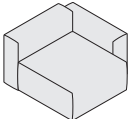
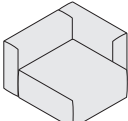
7. Textile

Yoom Rolled Soft fabrics must be cut up the roll. Yoom Rolled Soft is designed to have a casual look and feel. It is meant to show wrinkling with most textiles. Refer to Stylex swatch cards and separately published ingraded fabric program to determine grades . See General Information section in the main price list for CAL 133 Information.

# Yoom Rolled Soft

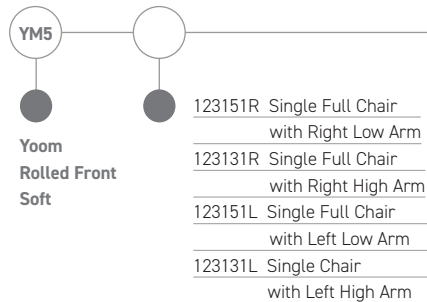
Lounge  
Rolled Front - Single Full Chair with Right or Left Arm

23

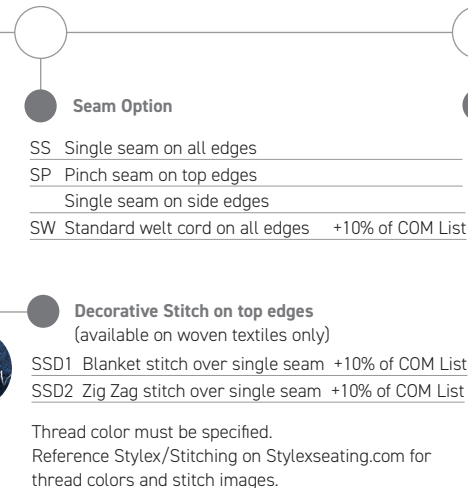
							C.O.M. Fabric Upholstery Grades															C.O.L.					Leather Upholstery Grades				
	Series	Style	Type	Dimensions	Ydg.	Sq. ft.	C.O.M	A	B	C	D	E	F	G	H	I	J	K	L	M		W	X	Y	E1	E2					
<div>Single Full Chair with Right Low Arm</div> <div></div>	YM	5	123151R	26"H x 45.25"D x 45.75"W	7.0	113	4,317	4,890	5,204	5,503	5,815	6,128	6,472	6,816	7,219	7,740	8,364	8,992	9,608	10,232		7,652	8,523	11,326	12,492	15,653					
<div>Single Full Chair with Right High Arm</div> <div></div>	YM	5	123131R	26"H x 45.25"D x 45.75"W	7.3	113	4,510	5,097	5,422	5,728	6,049	6,375	6,728	7,083	7,497	8,036	8,678	9,327	9,958	10,602		7,848	8,716	11,526	12,693	15,857					
<div>Single Full Chair with Left Low Arm</div> <div></div>	YM	5	123151L	26"H x 45.25"D x 45.75"W	7.0	113	4,317	4,890	5,204	5,503	5,815	6,128	6,472	6,816	7,219	7,740	8,364	8,992	9,608	10,232		7,652	8,523	11,326	12,492	15,653					
<div>Single Full Chair with Left High Arm</div> <div></div>	YM	5	123131L	26"H x 45.25"D x 45.75"W	7.3	113	4,510	5,097	5,422	5,728	6,049	6,375	6,728	7,083	7,497	8,036	8,678	9,327	9,958	10,602		7,848	8,716	11,526	12,693	15,857					

To Order Follow Steps 1-5

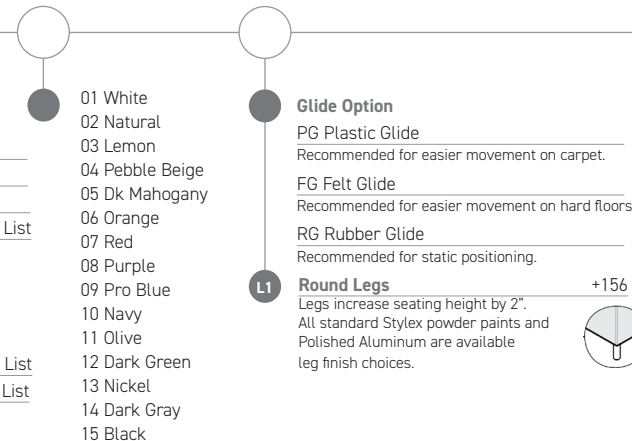
## 1. Series/Style 2. Type



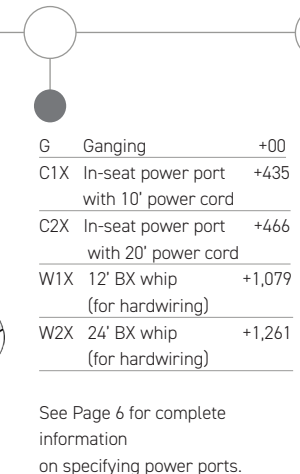
## 3. Seam Options



## 4. Decorative Stitch Colors 5. Glides/Casters/Legs



## 6. Options



## 7. Textile

