

stylex

Verve

PRICE LIST

Effective November 01, 2024

General Information

STYLEX PRICE LIST

GENERAL INFORMATION

Terms
Net 30 days from date of invoice,
F. O. B . Delanco, New Jersey.

Damaged Shipments
All Stylex products are carefully inspected before they are packed in sturdy cartons designed to satisfy shipping requirements. Stylex is not responsible for damage in shipment. The transportation company assumes responsibility for delivering products to you in good condition when the bill of lading is signed. You protect yourself by refusing shipments showing damage or shortage until transportation company has noted on the delivery sheet the extent of damage or shortage. Concealed damage should be reported to the carrier as soon as discovered, but no later than 5 days after receiving shipment.

Return/Restocking Policy
Return shipments will not be accepted unless specifically authorized by Stylex in writing. The Return Authorization number should be clearly marked on the carton. The customer returning Stylex products is responsible for return shipping costs. Merchandise must be returned unused. Returned merchandise is subject to a 35% restocking fee.

Custom Products
Modifications to standard products will be considered for large runs. Contact factory for price quotations.

Design Changes
In keeping with modern manufacturing advances, Stylex reserves the right to incorporate minor modifications and design changes in products without notice.

Cancellation/Change Order Policy
Regarding requests for order cancellation and/or order modification, please be advised that no charges will be applied before production, unless inventory has been specifically requisitioned to fulfill your order. Once orders proceed to the production phase, they cannot be altered or canceled under any circumstances. All requests for order cancellations or order changes must be submitted in writing and will only be considered valid upon approval by Stylex.

WARRANTY

Except as provided below, Stylex warrants exclusively to the original Purchaser of our product that all parts, under normal use and service, will be free from defects in workmanship and material for a period of ten (10) years from the date of purchase. “Normal use and service” means that the product will be used in a typical office environment for 40-45 hours per week.

This warranty is subject to the following limitations, exclusions and provisions:

Limitations involving materials and components:

Wood components of plywood stacking chairs
(such as Brooks and Welcome)
5 years

Upholstery
(including mesh used for Click, F4, Insight, and Zephyr Mesh)
3 years

SAVA Mesh
10 years

COM Upholstery
No warranty
Stylex makes every effort to ensure that the COM Upholstery it approves is suitable for the intended use. Nevertheless, we will not warrant, and assume no responsibility for, the durability or tailoring quality of any COM or COL . If you have any concerns about the ultimate appearance of any covering, please order an upholstered sample.

Painted Stack Chair Frames
No Warranty
We will not warrant the finish of painted stack chair frames against damage from stacking. Please order chrome frames for chairs that will be stacked.

Felt Glides
No warranty
Due to the different surfaces on which felt glides may be used, we cannot warrant their durability over time.

If this product fails during normal use and service within the applicable warranty period (other than through normal wear and tear), please send a description of the relevant part and the nature of the defect, together with proof of purchase of the product to qm@stylexdesign.com. PLEASE DO NOT RETURN PARTS OR THE PRODUCT TO STYLEX UNLESS INSTRUCTED TO DO SO BY STYLEX. Stylex will, at its discretion, either repair or replace the defective product or part at no cost. Labor requests must receive approval and will be authorized on a case-by-case basis. We will only reimburse for labor costs directly incurred, excluding any travel-related expenses. Purchaser may be required (at the option of Stylex) to return to Stylex at Purchaser’s expense any defective part with all freight or shipping charges prepaid. The foregoing warranty shall be void if the product has been altered or repaired (other than by Stylex). The warranty does not cover damage to the product caused by accident, neglect, misuse, abuse, modification to the product by anyone other than Stylex or damage caused by use of the product for a purpose other than that for which it was designed. This warranty extends only to the original Purchaser of the product.

No Other Warranties
This warranty is in lieu of all other warranties, expressed or implied, including, but not limited to, implied warranties of merchantability and fitness for a particular purpose. The rights and remedies provided herein are the exclusive rights and remedies of the original purchaser of the product.

No Liability For Damages
In no event shall Stylex or its suppliers be responsible or liable for any special, indirect, consequential, or incidental damages. In no event shall the liability of Stylex exceed the actual purchase price paid to Stylex for the product.

Out of Warranty Products
For all products no longer covered by our warranty, please refer to our Design for Durability and Upgradability Policy. Contact Customer Service if you would like to purchase any replaceable components to further extend the life of any Stylex seating product. This warranty applies to all Stylex products purchased on April 13, 2018, and thereafter.

PRODUCT TAKE BACK PROGRAM

In order to be good stewards of our products, Stylex offers a pathway towards a Product Take Back Program as a more viable solution to the end of our products’ originally intended life.

Stylex supports the sustainable programs of ANEW and offers their added value to our clients through a comprehensive take-back solution for surplus office furniture and materials of any kind, in any condition. ANEW is a 501(c)(3) non-profit organization that exists to provide companies with smart, cost effective alternatives for their surplus furniture and other items with the priority of matching it to non- profits, public agencies and the underserved, within the local community of the project site. Corporate Social Responsibility is raised while the impact on the environment is lowered by diverting products and materials otherwise destined for landfill.

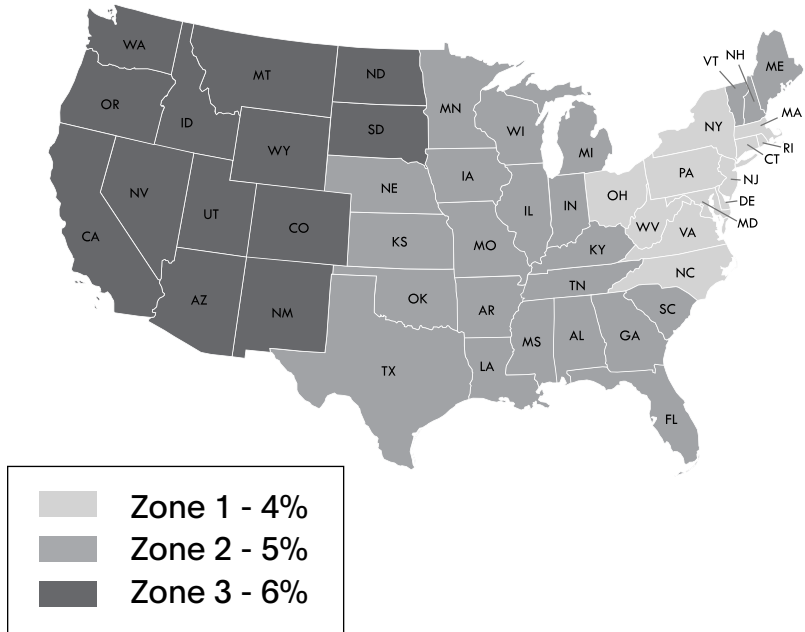
Stylex is proud to offer ANEW to customers dedicated to strengthening their community network by repurposing their furniture, fixtures and architectural materials to those in need. In 2014, Stylex committed to making this relationship a part of our strategic sales strategy. Visit www.anewfound.org to find out more.

To initiate a Product Take Back strategy through ANEW, contact Stylex Customer Service at 800-257-5742.

For other end of life recovery options, please see our Product Disassembly Instructions and End of Life Recovery Options documents available on our website in the resources section of each product in our line.

FREIGHT PROGRAM

	ZONE 1 - 4%	ZONE 2 - 5%	ZONE 3 - 6%
Freight charges will be calculated as a percentage of the net product price and added to the invoice at the time of shipment. The continental United States has been divided into three zones. Please use the map below to determine freight charges for the product’s destination. Minimum freight charge is \$150. Please let us know if you will be shipping to a residential address or require inside delivery as this requires an additional fee. Also please note we need to be made aware if a liftgate is required prior to delivery. If any requests are made at the time of delivery, applicable charges will apply.	Connecticut Delaware New York New Jersey Maryland Massachusetts North Carolina Ohio Pennsylvania Rhode Island Virginia Washington D.C. West Virginia	Alabama Arkansas Canada, Ontario Canada, Quebec Florida Georgia Iowa Illinois Indiana Kansas Kentucky Louisiana Nebraska New Hampshire Oklahoma Maine Michigan Minnesota Missouri Mississippi South Carolina Tennessee Texas Vermont Wisconsin	Arizona California Colorado Idaho Montana Nevada New Mexico North Dakota Oregon South Dakota Utah Washington Wyoming



Quote Per Project

Alaska
Hawaii
Canada
(outside Ontario
& Quebec)
Mexico

General Information

STYLEX PRICE LIST

TEXTILE PARTNERS & APPROVALS

Textile Partners
To customize your furniture performance needs and design vision, Stylex offers a wide selection of in-graded leathers and textiles from Grades A through Y. We’ve partnered with leading manufacturers on the options, focusing on color, price, durability, and construction. To view our partners and explore our digital carded program with broadly approved textiles, visit **this page**. We stand by these textiles: They’re tried and tested, and will effortlessly fit into any design aesthetic.

Textile Approvals
All textiles must be approved for the product you are specifying. For the related approved textile lists, visit **this page**.

CAL 117 AND 133 COMPLIANCE

CAL 117-2013
All Stylex seating satisfies the requirements of CAL 117-2013 so long as one of our standard or in-graded fabrics is applied. COM textiles cannot be so guaranteed. Please contact the supplier of COM's directly to determine the fire retardancy of any COM supplied to us.

CAL 133
Most Stylex seating can be ordered to meet the requirements of CAL 133. When ordering, simply specify “CAL 133 compliance required”. The upcharge for this option is \$54 list per yard. Please refer to the COM yardage of each model to determine the number of yards required. We do frequently require full-scale burn tests in order to certify CAL 133 before an order will be accepted. Such burn tests may increase normal lead times and do carry additional charges. Please contact customer service for details.

CUSTOMER’S OWN MATERIAL/LEATHER

Customer’s own material (COM) and customer’s own leather (COL) will generally be upholstered at the price designated in each product’s price list. Please be advised, however, that we specifically reserve the right to charge a higher price when we determine that special circumstances, such as unusual repeats or challenging materials, present themselves. All orders for custom coverings must be approved by Stylex before they will be accepted for production. To submit proposed textile for approval, please use the COM form **here**.

Special Note:
We assume no responsibility for the durability or tailoring quality of any COM or COL. Directional covers in particular may not meet your satisfaction due to the design of certain products. Please be advised that COM and COL orders are not subject to return. If you have doubts about the ultimate appearance of certain coverings, please order a sample done with that specific COM or COL. In addition, while we inspect fabrics for mill imperfections, some are difficult to recognize. We cannot be responsible for defects, color inaccuracies, dye lot variations, or other flaws.

Under no circumstances will we be responsible for COM shortages, flaws, or other such problems. Finally, it is not our responsibility to police the receipt of COM's in order to meet delivery deadlines, and we assume our customers are aware of any undue delay in the shipment of their COM fabrics.

COM fabric and COL leather should be sent prepaid to: Stylex
Attn: COM/COL - [Your PO #]
740 Coopertown Road
Delanco, NJ 08075

Clearly mark fabric or leather with the dealers name, purchase order number, and furniture model number of the item to be covered. Actual furniture orders should include the same information, as well as a description of the fabric or leather, including pattern and color number, in order to provide a cross reference.

Yardage requirements shown in the price list are based on non-directional goods of 54” width. Fabrics less than 54" wide or those requiring matching (stripes, prints, or large patterned designs) call for additional yardage. We will be happy to supply yardage requirements for large quantities where economies may be realized.

Add the following yardage for stripes, plaids, or patterns with repeats:

Fabric Width	Plain Fabric	2-14" Repeat	15-24" Repeat	25-27" Repeat	28-36" Repeat
54"	0%	10%	15%	20%	25%
50"	10%	20%	25%	30%	35%
48"	15%	25%	30%	35%	40%
45"	40%	50%	55%	60%	65%
36"	50%	60%	65%	70%	75%

COM/COL FORM

To avoid delay in processing COM orders we request that you submit a sample of your COM fabric stapled to this form which can be downloaded **here**. If a fabric has a stripe or design, the size of the repeat should be indicated. Please indicate the fabric supplier’s name, fabric number, and color. Also indicate the Stylex product on which the fabric will be used.

The fabric supplier must indicate on his shipping labels the dealer name and purchase order number as well as the Stylex model number.

Please Note:
No order may be entered into production or have a shipping date assigned until all related COM is received at the factory.



CENTER OF STRIPE OR DESIGN

TOP OF CHAIR	TOP OF CHAIR
--------------	--------------

1. Size of Repeat
2. Fabric Supplier
3. Fabric Number
4. Color
5. Stylex Product

Contents


COLORS, MATERIALS, AND FINISHES	5	NON-STACKING CHAIR	12
STATEMENT OF LINE	6	STACKING CHAIR	22
DIMENSIONS	8	STOOL	25
HOW TO ORDER	11	BUCKET CHAIR	31

CLICK THE TITLES ABOVE TO NAVIGATE THROUGH THE DOCUMENT
PRODUCT HEADERS ON SUBSEQUENT PAGES LINK BACK TO THIS PAGE


Verve

COLORS, MATERIALS, AND FINISHES


POWDER COATED PAINTED METAL




MILK
(MK)




SAND
(SD)




PALE YELLOW
(PY)




TERRACOTTA
(TC)




LIPSTICK RED
(LR)




RED ORANGE
(RO)




RUSTY RED
(RR)




DUSTY PINK
(DP)




LIGHT PISTACHIO
(LP)




MEADOW GREEN
(MG)




DARK SAGE
(DS)




SOFT BLUE
(SB)




BLUE
(BL)




MIDNIGHT BLUE
(MB)




LILAC GRAY
(LL)




LIGHT GRAY
(LG)




CHAMPAGNE
(CP)




METALLIC SILVER
(MS)




NICKEL
(NK)




OCHRE
(OC)




TAUPE
(TP)




DARK BRONZE
(DB)




DARK GRAY
(DG)



BLACK MATTE
(BM)



POLISHED
ALUMINUM
(AL)



CHROME
(CH)

PLASTIC SHELL

WOOD LEG



NATURAL MAPLE
(83)



WHITE OAK
(81)



WALNUT
(85)



OPAQUE
BLACK
(87)

WOOD SHELL



























































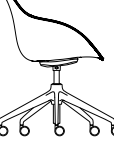





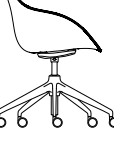










RIFT CUT OAK
(DZ02)



FLAT CUT
WALNUT
(DZ01)

Verve

SPECIFICATION GUIDE: STATEMENT OF LINE, CHAIRS

OVERVIEW	NON-STACKING								STACKING		
	FOUR BLADE	FOUR BLADE, ARM	FIVE BLADE	FIVE BLADE, ARM	SLED	FOUR LEG STEEL	FOUR LEG ALUMINUM	FOUR LEG WOOD	FOUR LEG STEEL	SLED	SLED, ARM
Plastic/Wood Shell											
Plastic/Wood Shell Seat Pad											
Plastic/Wood Shell Loose Seat Pad											
Plastic Shell Upholstered Liner											
Fully Upholstered											
Bucket, Shell											
Bucket, Seat Pad											
Bucket Fully Upholstered											

PRODUCT INFORMATION

Design

Mark Alan Kapka

Finishes

Plywood is a robust material which will continue to function for the life of the product despite scratches, dings, dents, etc. Stylex has made an effort to ensure a durable surface finish but does not warrant damage due to rough handling.

Most metal components are available in either powder coat or chrome. Tubular frames are powder coat or chrome. Wood legs are available in white oak, natural maple, walnut, or opaque black.

Casters

Casters are available in black, gray, and white. For 5-blade chairs, cylinders and lever handles are color matched to the caster color selected. When Polished Aluminum is the frame choice, the chair is shipped with a chrome cylinder regardless of caster color chosen.

Glides

Glides are either plastic or plastic with felt pads. Please note that felt pad glides are not available on models with aluminum legs.

Ganging

Available on armless, sled base stacking models.

Use

Designed for indoor use only.

Performance Standards




















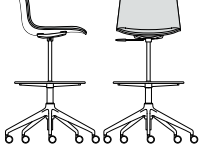


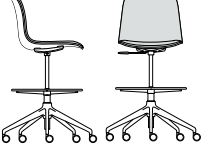



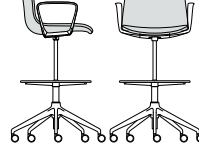

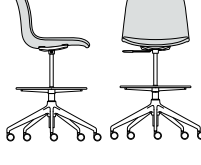
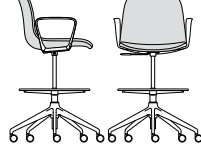
Manufactured to comply with:
ANSI/BIFMA X5.1 General-Purpose Office Chair - Tests


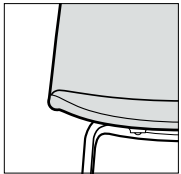
Certifications

Greenguard Gold (does not apply to Verve Wood)
LEVEL® 2

Verve

SPECIFICATION GUIDE: STATEMENT OF LINE, STOOLS, OPTIONS, ACCESSORIES

OVERVIEW	BAR			COUNTER		
	FOUR LEG STEEL	FIVE BLADE	FIVE BLADE, ARM	FOUR LEG STEEL	FIVE BLADE	FIVE BLADE, ARM
Plastic/Wood Shell						
Plastic/Wood Shell Seat Pad						
Plastic/Wood Shell Loose Seat Pad						
Plastic Shell Upholstered Liner						
Fully Upholstered						

OPTIONS	STACKING ON FLOOR	STACKING ON DOLLY
Accessories	Verve Wood w/ Uph: 5 high Verve Wood: 5 high Verve Plastic: 8 high	Verve Wood w/ Uph: 10 high Verve Wood: 14 high Verve Plastic: 14 high
		
Upholstery	Contrasting Thread	
		

PRODUCT INFORMATION

Design

Mark Alan Kapka

Finishes

Plywood is a robust material which will continue to function for the life of the product despite scratches, dings, dents, etc. Stylex has made an effort to ensure a durable surface finish but does not warrant damage due to rough handling.

Most metal components are available in either powder coat or chrome. Tubular frames are powder coat or chrome. Wood legs are available in white oak, natural maple, walnut, or opaque black.

Casters

Casters are available in black, gray, and white. For 5-blade chairs, cylinders and lever handles are color matched to the caster color selected. When Polished Aluminum is the frame choice, the chair is shipped with a chrome cylinder regardless of caster color chosen.

Glides

Glides are either plastic or plastic with felt pads. Please note that felt pad glides are not available on models with aluminum legs.

Ganging

Available on armless, sled base stacking models.

Use

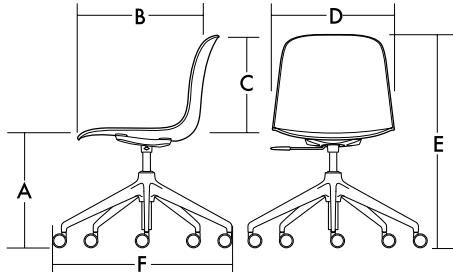
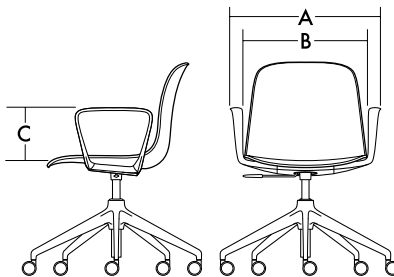
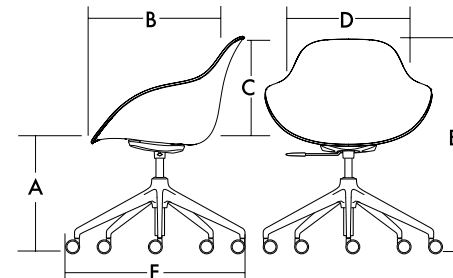
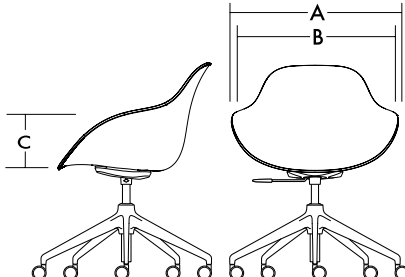
Designed for indoor use only.

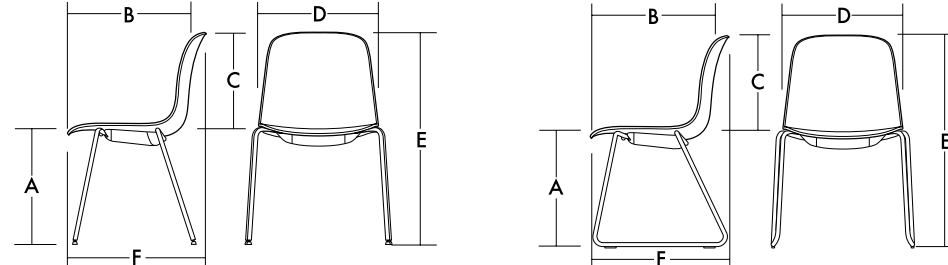
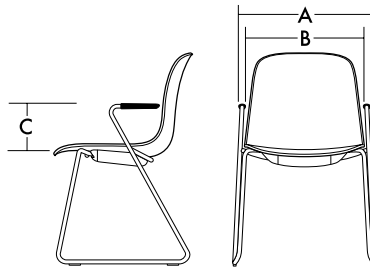
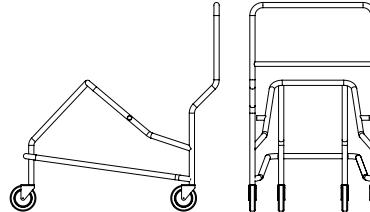
Performance Standards

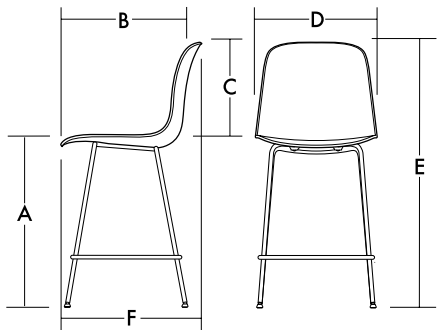
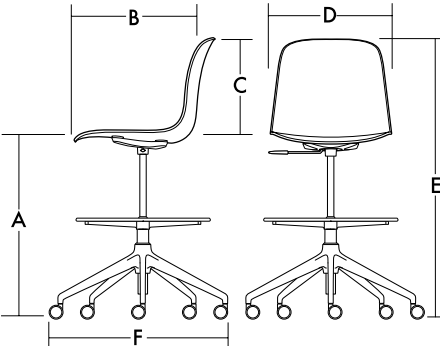
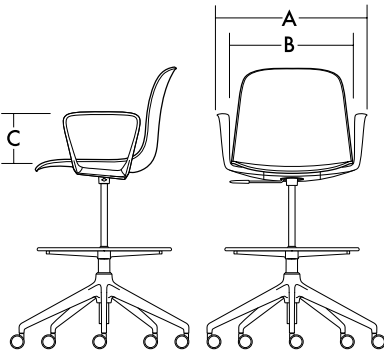
Manufactured to comply with:
ANSI/BIFMA X5.1 General-Purpose Office Chair - Tests

Certifications

Greenguard Gold (does not apply to Verve Wood)
LEVEL® 2

OVERVIEW		PLASTIC/WOOD SHELL						UPHOLSTERED					
Dimensions A. Seat Height B. Seat Depth C. Back Height D. Seat Width & Overall Width E. Maximum Overall Height F. Maximum Overall Depth		Four Blade	Five Blade	Sled	Four Leg Steel	Four Leg Alum.	Four Leg Wood	Four Blade	Five Blade	Sled	Four Leg Steel	Four Leg Alum.	Four Leg Wood
		A. 18	A. 15.6 - 20.9	A. 18.1	A. 18.1	A. 18.1	A. 17.8	A. 18.7	A. 16.3 - 21.5	A. 18.9	A. 18.8	A. 18.8	A. 18.5
		B. 18.7	B. 18.7	B. 18.7	B. 18.7	B. 18.7	B. 18.7	B. 19.2	B. 19.2	B. 19.2	B. 19.2	B. 19.2	B. 19.2
		C. 15	C. 15	C. 15	C. 15	C. 15	C. 15	C. 15	C. 15	C. 15	C. 15	C. 15	C. 15
		D. 18.7	D. 18.7	D. 18.7	D. 18.7	D. 18.7	D. 18.7	D. 19.6	D. 19.6	D. 19.6	D. 19.6	D. 19.6	D. 19.6
		E. 33	E. 30.6 - 35.9	E. 33.1	E. 33.3	E. 33.1	E. 32.8	E. 31.1 - 36.4	E. 31.1 - 36.4	E. 33.8	E. 33.6	E. 33.6	E. 33.3
		F. 29	F. 29	F. 21.8	F. 21.8	F. 21.8	F. 21.8	F. 29	F. 29	F. 22.7	F. 22.7	F. 22.7	F. 22.7
Arm Choice A. Max Width B. Arm Distance C. Arm Height		Four Blade, Arm	Five Blade, Arm					Four Blade, Arm	Five Blade, Arm				
		A. 23.2	A. 23.2					A. 23.2	A. 23.2				
		B. 19	B. 19					B. 19	B. 19				
		C. 7.3	C. 7.3					C. 7.3	C. 7.3				
Dimensions A. Seat Height B. Seat Depth C. Back Height D. Seat Width E. Maximum Overall Height F. Maximum Overall Depth		Four Blade	Five Blade	Sled	Four Leg Steel	Four Leg Alum.	Four Leg Wood	Four Blade	Five Blade	Sled	Four Leg Steel	Four Leg Alum.	Four Leg Wood
		A. 18	A. 15.6 - 20.9	A. 18	A. 18.1	A. 18.1	A. 17.8	A. 18.8	A. 16.3 - 21.5	A. 18.8	A. 19	A. 19	A. 18.7
		B. 17	B. 17	B. 17	B. 17	B. 17	B. 17	B. 17	B. 17	B. 17	B. 17	B. 17	B. 17
		C. 14.2	C. 14.2	C. 14.2	C. 14.2	C. 14.2	C. 14.2	C. 14.4	C. 14.4	C. 14.4	C. 14.4	C. 14.4	C. 14.4
		D. 17.75	D. 17.75	D. 17.75	D. 17.75	D. 17.75	D. 17.75	D. 17.75	D. 17.75	D. 17.75	D. 17.75	D. 17.75	D. 17.75
		E. 33	E. 30.6 - 35.9	E. 30	E. 33.2	E. 33.2	E. 33	E. 33.2	E. 30.9 - 36.2	E. 33.2	E. 33.4	E. 33.4	E. 33.1
		F. 23	F. 29	F. 23	F. 23	F. 23	F. 23	F. 23.5	F. 29	F. 23.5	F. 23.5	F. 23.5	F. 23.5
Arm Choice A. Overall Width B. Arm Distance C. Arm Height		Four Blade	Five Blade	Sled	Four Leg Steel	Four Leg Alum.	Four Leg Wood	Four Blade	Five Blade	Sled	Four Leg Steel	Four Leg Alum.	Four Leg Wood
		A. 25.2	A. 25.2	A. 25.2	A. 25.2	A. 25.2	A. 25.2	A. 25.4	A. 25.4	A. 25.4	A. 25.4	A. 25.4	A. 25.4
		B. 24.7	B. 24.7	B. 24.7	B. 24.7	B. 24.7	B. 24.7	B. 23.7	B. 23.7	B. 23.7	B. 23.7	B. 23.7	B. 23.7
		C. 6.6	C. 6.6	C. 6.6	C. 6.6	C. 6.6	C. 6.6	C. 6.9	C. 6.9	C. 6.9	C. 6.9	C. 6.9	C. 6.9

OVERVIEW		PLASTIC/WOOD SHELL		UPHOLSTERED	
<div>Dimensions<ul style="list-style-type: none">A. Seat HeightB. Seat DepthC. Back HeightD. Seat Width & Overall WidthE. Maximum Overall HeightF. Maximum Overall Depth</div>		<div>Four Leg Steel<ul style="list-style-type: none">A. 18B. 18.7C. 15D. 18.7E. 33.1F. 21.8</div>	<div>Sled<ul style="list-style-type: none">A. 18B. 18.7C. 15D. 18.7E. 31.1F. 21.8</div>	<div>Four Leg Steel<ul style="list-style-type: none">A. 18.7B. 19.2C. 15D. 19.6E. 33.6F. 22.7</div>	<div>Sled<ul style="list-style-type: none">A. 18.7B. 19.2C. 15D. 19.6E. 33.6F. 22.7</div>
<div>Arm Choice<ul style="list-style-type: none">A. Max WidthB. Arm DistanceC. Arm Height</div>			<div>Sled<ul style="list-style-type: none">A. 20.2B. 18.2C. 7.2</div>		<div>Sled<ul style="list-style-type: none">A. 20.2B. 18.2C. 7.2</div>
OVERVIEW		PLASTIC / UPHOLSTERED SHELL		WOOD SHELL	
<div>Fully Stacked Dolly<ul style="list-style-type: none">A. WidthB. DepthC. Height</div>		<div>14 Chair Maximum<ul style="list-style-type: none">A. 24.5B. 44C. 63</div>		<div>10 Chair Maximum<ul style="list-style-type: none">A. 24.5B. 44C. 51</div>	
<div>Stacked on Floor<ul style="list-style-type: none">A. WidthB. DepthC. Height</div>		<div>8 Chair Maximum<ul style="list-style-type: none">A. 23.5B. 33C. 42</div>		<div>5 Chair Maximum<ul style="list-style-type: none">A. 23.5B. 33C. 39</div>	

OVERVIEW		PLASTIC/WOOD SHELL		UPHOLSTERED	
<div>Dimensions<ul style="list-style-type: none">A. Seat HeightB. Seat DepthC. Back HeightD. Seat Width & Overall WidthE. Maximum Overall HeightF. Maximum Overall Depth</div>		Four Leg Counter <ul style="list-style-type: none">A. 25.7B. 18.7C. 15D. 18.7E. 40.8F. 21.8	Four Leg Bar <ul style="list-style-type: none">A. 30.6B. 18.7C. 15D. 18.7E. 45.7F. 21.9	Four Leg Counter <ul style="list-style-type: none">A. 26.4B. 19.2C. 15D. 19.6E. 41.3F. 22.7	Four Leg Bar <ul style="list-style-type: none">A. 31.3B. 19.2C. 15D. 19.6E. 46.2F. 22.8
<div>Dimensions<ul style="list-style-type: none">A. Seat HeightB. Seat DepthC. Back HeightD. Seat Width & Overall WidthE. Maximum Overall HeightF. Maximum Overall Depth</div>		Five Blade Counter <ul style="list-style-type: none">A. 21 - 28.7B. 18.7C. 15D. 18.7E. 36 - 43.7F. 29	Five Blade Bar <ul style="list-style-type: none">A. 23.5 -33.5B. 18.7C. 15D. 29E. 38.5 - 48.5F. 21.8	Five Blade Counter <ul style="list-style-type: none">A. 21.7 - 29.4B. 19.2C. 15D. 29E. 36.5 - 44.2F. 29	Five Blade Bar <ul style="list-style-type: none">A. 22.8 - 32.8B. 19.2C. 15D. 29E. 39.5 - 49F. 29
<div>Arm Choice<ul style="list-style-type: none">A. Max WidthB. Arm DistanceC. Arm Height</div>		Five Blade Counter <ul style="list-style-type: none">A. 23.2B. 19C. 7.3	Five Blade Bar <ul style="list-style-type: none">A. 23.2B. 19C. 7.3	Five Blade Counter <ul style="list-style-type: none">A. 23.2B. 19C. 7.3	Five Blade Bar <ul style="list-style-type: none">A. 23.2B. 19C. 7.3

MODEL CODE BREAKDOWN

Sample Model Code: VR13120PG01BM81COM

1. Series



VR

Series

VR - VERVE

2. Style



13

Style

10 - STACKING CHAIR, FOUR LEG STEEL
11 - NON-STACKING CHAIR, FOUR LEG STEEL
12 - NON-STACKING CHAIR, 4 LEG ALUMINUM
13 - NON-STACKING CHAIR, FOUR LEG WOOD
30 - NON-STACKING CHAIR, FOUR BLADE SWIVEL
31 - NON-STACKING CHAIR, FOUR BLADE FIXED
35 - NON-STACKING CHAIR, FIVE BLADE
50 - STACKING CHAIR, SLED
51 - NON-STACKING CHAIR, SLED
70 - STOOL, FOUR LEG COUNTER
90 - STOOL, FOUR LEG COUNTER

3. Arm Option



1

Arm Option

1 – ARMLESS
2 – ARMS

4. Upholstery Style



20

Upholstery Style

10 - PLASTIC SHELL
20 - PLASTIC SHELL, SEAT PAD
25 - PLASTIC SHELL, LOOSE SEAT PAD
30 - PLASTIC SHELL, UPHOLSTERED LINER
40 - FULLY UPHOLSTERED
50 - WOOD SHELL
60 - WOOD SHELL, SEAT PAD
65 - WOOD SHELL, LOOSE SEAT PAD
70 - BUCKET
80 - BUCKET, SEAT PAD
90 - BUCKET, FULLY UPHOLSTERED

5. Casters/Glides



PG

Casters with Hard Wheels

C1 – HARD, BLACK
C2 - HARD, MILK WITH LIGHT GRAY TIRE
C3 - HARD, LIGHT GRAY

Casters with Soft Wheels

CS1 - SOFT, BLACK
CS2 - SOFT, MILK WITH LIGHT GRAY TIRE
CS3 - SOFT, LIGHT GRAY

Glides

PG - PLASTIC GLIDES
FG - PLASTIC GLIDES WITH FELT PADS

6. Shell Finish



01

Plastic Finish

01 – BLACK MATTE
02 – MILK
03 – LIGHT GRAY
06 – RED
10 – NAVY
12 – DARK GRAY
15 – PALE YELLOW
16 – DUSTY PINK
17 – MEADOW GREEN
18 – SOFT BLUE
19 – SAND

Wood Finish

DZ01 – FLAT CUT WALNUT
DZ02 – RIFT CUT OAK

*NOTE: ONLY SELECT
FINISHES AVAILABLE FOR
VERVE BUCKET

7. Frame Finish



BM81

Frame Color

Standard Powder Coat

BL – BLUE
BM – BLACK MATTE
BR – BRASS
BT – BLACK TWILIGHT
CP – CHAMPAGNE
DB – DARK BRONZE
DG – DARK GRAY
DP – DUSTY PINK
FG – FOREST GREEN
LG – LIGHT GRAY
MG – MEADOW GREEN
MK – MILK
MS – METALLIC SILVER
NK – NICKEL
NV – NAVY
OR – ORANGE
PY – PALE YELLOW
RD – RED
RO – RED ORANGE
RR – RUSTY RED
SB – SOFT BLUE
SD – SAND
TC – TERRACOTTA
TP – TAUPE
TS – TEXTURED SLATE
YL – YELLOW

Other

AL - POLISHED ALUMINUM
CH - CHROME

Wood Leg Finish

81 - WHITE OAK
83 - NATURAL MAPLE
85 - WALNUT
87 - OPAQUE BLACK

8. Textile



COM

Textile

Textile Grades


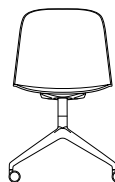





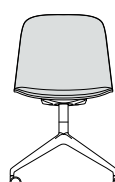

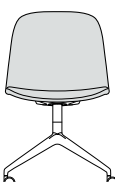
COM – CUSTOMER'S OWN MATERIAL

A – GRADE A
B – GRADE B
C – GRADE C
D – GRADE D
E – GRADE E
F – GRADE F
G – GRADE G
H – GRADE H
I – GRADE I
J – GRADE J
K – GRADE K
L – GRADE L
M – GRADE M

Leather Grades






COL – CUSTOMER'S OWN LEATHER

W – GRADE W
X – GRADE X
Y – GRADE Y
E1 – GRADE E1
E2 – GRADE E2

									Textile Upholstery Grades															Leather Upholstery Grades						
									COM	COL				COL																
TITLE			SHELL/UPHOLSTERY	SERIES	FRAME	ARM	UPH	DIMENSIONS	YDG	SQFT	COM	A	B	C	D	E	F	G	H	I	J	K	L	M	W	X	Y	E1	E2	
Non-Stacking Chair, Four Blade Swivel			Plastic Shell	VR	30	1	10	18.7W x 29D x 33H	-	-	654	-	-	-	-	-	-	-	-	-	-	-	-	-	-	-	-	-	-	
			Wood Shell	VR	30	1	50	18.7W x 29D x 33H	-	-	1,450	-	-	-	-	-	-	-	-	-	-	-	-	-	-	-	-	-	-	
Non-Stacking Chair, Four Blade Swivel			Plastic Shell, Seat Pad	VR	30	1	20	18.7W x 29D x 33H	0.4	7	834	865	882	900	916	934	955	970	993	1,022	1,057	1,092	1,125	1,158	1,008	1,039	1,203	1,240	1,375	
			Wood Shell, Seat Pad	VR	30	1	60	18.7W x 29D x 33H	0.4	7	1,631	1,662	1,679	1,697	1,713	1,731	1,752	1,767	1,790	1,819	1,854	1,889	1,922	1,955	1,805	1,836	2,000	2,037	2,172	
Non-Stacking Chair, Four Blade Swivel			Plastic Shell, Loose Seat Pad	VR	30	1	25	18.7W x 29D x 33H	0.5	7	876	907	925	940	959	975	995	1,012	1,035	1,064	1,099	1,133	1,166	1,200	1,049	1,080	1,244	1,281	1,417	
			Wood Shell, Loose Seat Pad	VR	30	1	65	18.7W x 29D x 33H	0.5	7	1,672	1,703	1,721	1,736	1,755	1,771	1,791	1,808	1,831	1,860	1,895	1,929	1,962	1,996	1,845	1,876	2,040	2,077	2,213	
Non-Stacking Chair, Four Blade Swivel			Plastic Shell, Upholstered Liner	VR	30	1	30	19.6W x 29D x 33.5H	0.8	11	973	1,036	1,069	1,102	1,138	1,172	1,208	1,247	1,290	1,347	1,416	1,484	1,552	1,621	1,257	1,314	1,583	1,644	1,867	
Non-Stacking Chair, Four Blade Swivel			Fully Upholstered	VR	30	1	40	19.6W x 29D x 33.5H	1.4	0	1,069	1,179	1,239	1,297	1,358	1,416	1,484	1,548	1,624	1,725	1,846	1,965	2,083	2,203	-	-	-	-	-	

To Order Select Below

1. Series/Style/Arm	2. Upholstery	3. Caster or Glide	4. Shell Finish	5. Frame Finish	6. Options	7. Upholstery
<div><div></div><div></div></div> <div>VR301</div> <div>Verve Non-Stacking Chair, Four Blade Swivel</div>	<div><div></div><div></div></div> <div>10 PLASTIC SHELL</div> <div>20 PLASTIC SHELL, SEAT PAD</div> <div>25 PLASTIC SHELL, LOOSE SEAT PAD</div> <div>30 PLASTIC SHELL, UPHOLSTERED LINER</div> <div>40 FULLY UPHOLSTERED</div> <div>50 WOOD SHELL</div> <div>60 WOOD SHELL, SEAT PAD</div> <div>65 WOOD SHELL, LOOSE SEAT PAD</div>	<div><div></div><div></div></div> <div>Caster</div> <div>C1 HARD, BLACK</div> <div>C2 HARD, MILK WITH LIGHT GRAY TIRE</div> <div>C3 HARD, LIGHT GRAY</div> <div>CS1 SOFT, BLACK +44</div> <div>CS2 SOFT, MILK WITH LIGHT GRAY TIRE +44</div> <div>CS3 SOFT, LIGHT GRAY +44</div> <div><div></div><div></div></div> <div>Glide</div> <div>PG PLASTIC GLIDES</div> <div>FG PLASTIC GLIDES WITH FELT PADS</div>	<div><div></div><div></div></div> <div>Plastic</div> <div>01 BLACK MATTE</div> <div>02 MILK</div> <div>03 LIGHT GRAY</div> <div>06 RED</div> <div>10 NAVY</div> <div>12 DARK GRAY</div> <div>15 PALE YELLOW</div> <div>16 DUSTY PINK</div> <div>17 MEADOW GREEN</div> <div>18 SOFT BLUE</div> <div>19 SAND</div> <div><div></div><div></div></div> <div>Wood</div> <div>DZ01 FLAT CUT WALNUT</div> <div>DZ02 RIFT CUT OAK</div>	<div><div></div><div></div></div> <div>Powder Coat +55</div> <div>BL BLUE</div> <div>LL LILAC GRAY</div> <div>OC OCHRE</div> <div>BM BLACK MATTE</div> <div>LP LIGHT PISTACHIO</div> <div>PY PALE YELLOW</div> <div>CP CHAMPAGNE</div> <div>LR LIPSTICK RED</div> <div>RO RED ORANGE</div> <div>DB DARK BRONZE</div> <div>MB MIDNIGHT BLUE</div> <div>RR RUSTY RED</div> <div>DG DARK GRAY</div> <div>MG MEADOW GREEN</div> <div>SB SOFT BLUE</div> <div>DP DUSTY PINK</div> <div>MK MILK</div> <div>SD SAND</div> <div>DS DARK SAGE</div> <div>MS METALLIC SILVER</div> <div>TC TERRACOTTA</div> <div>LG LIGHT GRAY</div> <div>NK NICKEL</div> <div>TP TAUPE</div> <div><div></div><div></div></div> <div>Other</div> <div>AL POLISHED ALUMINUM</div>	<div><div></div><div></div></div> <div>CONTRASTING CT THREAD</div> <div>CT unavailable on Seat Pads (Styles 20 or 60)</div>	<div><div></div><div></div></div> <div>See general information section for details on textile progra and COM/CO information.</div>

								COM	COL	Textile Upholstery Grades														Leather Upholstery Grades				
TITLE		SHELL/UPHOLSTERY	SERIES	FRAME	ARM	UPH	DIMENSIONS	YDG	SQFT	COM	A	B	C	D	E	F	G	H	I	J	K	L	M	W	X	Y	E1	E2
Non-Stacking Chair, Four Blade Swivel, Arm		Plastic Shell	VR	30	2	10	23.2W x 29D x 33H	-	-	827	-	-	-	-	-	-	-	-	-	-	-	-	-	-	-	-	-	-
		Wood Shell	VR	30	2	50	23.2W x 29D x 33H	-	-	1,623	-	-	-	-	-	-	-	-	-	-	-	-	-	-	-	-	-	-
Non-Stacking Chair, Four Blade Swivel, Arm		Plastic Shell, Seat Pad	VR	30	2	20	23.2W x 29D x 33H	0.4	7	1,007	1,038	1,055	1,073	1,089	1,107	1,128	1,143	1,166	1,195	1,230	1,265	1,298	1,331	1,181	1,212	1,376	1,413	1,548
		Wood Shell, Seat Pad	VR	30	2	60	23.2W x 29D x 33H	0.4	7	1,804	1,835	1,852	1,870	1,886	1,904	1,925	1,940	1,963	1,992	2,027	2,062	2,095	2,128	1,978	2,009	2,173	2,210	2,345
Non-Stacking Chair, Four Blade Swivel, Arm		Plastic Shell, Loose Seat Pad	VR	30	2	25	23.2W x 29D x 33H	0.5	7	1,049	1,080	1,098	1,113	1,132	1,148	1,168	1,185	1,208	1,237	1,272	1,306	1,339	1,373	1,222	1,253	1,417	1,454	1,590
		Wood Shell, Loose Seat Pad	VR	30	2	65	23.2W x 29D x 33H	0.5	7	1,845	1,876	1,894	1,909	1,928	1,944	1,964	1,981	2,004	2,033	2,068	2,102	2,135	2,169	2,018	2,049	2,213	2,250	2,386
Non-Stacking Chair, Four Blade Swivel, Arm		Plastic Shell, Upholstered Liner	VR	30	2	30	23.2W x 29D x 33.5H	0.8	11	1,146	1,209	1,242	1,275	1,311	1,345	1,381	1,420	1,463	1,520	1,589	1,657	1,725	1,794	1,430	1,487	1,756	1,817	2,040
Non-Stacking Chair, Four Blade Swivel, Arm		Fully Upholstered	VR	30	2	40	23.2W x 29D x 33.5H	1.4	0	1,242	1,352	1,412	1,470	1,531	1,589	1,657	1,721	1,797	1,898	2,019	2,138	2,256	2,376	-	-	-	-	-

To Order Select Below

1. Series/Style/Arm

VR302

**Verve
Non-Stacking Chair,
Four Blade Swivel,
Arm**

2. Upholstery

10

PLASTIC SHELL

20

PLASTIC SHELL, SEAT PAD

25

PLASTIC SHELL, LOOSE SEAT PAD

30

PLASTIC SHELL, UPHOLSTERED LINER

40

FULLY UPHOLSTERED

50

WOOD SHELL

60

WOOD SHELL, SEAT PAD

65

WOOD SHELL, LOOSE SEAT PAD

3. Caster or Glide

C1

HARD, BLACK

C2

HARD, MILK WITH LIGHT GRAY TIRE

C3

HARD, LIGHT GRAY

CS1

SOFT, BLACK

+44

CS2

SOFT, MILK WITH LIGHT GRAY TIRE

+44

CS3

SOFT, LIGHT GRAY

+44

Glide

PG

PLASTIC GLIDES

FG

PLASTIC GLIDES WITH FELT PADS

4. Shell Finish

01

BLACK MATTE

02

MILK

03

LIGHT GRAY

06

RED

10

NAVY

12

DARK GRAY

15

PALE YELLOW

16

DUSTY PINK

17

MEADOW GREEN

18

SOFT BLUE

19

SAND

Wood

DZ01

FLAT CUT WALNUT

DZ02

RIFT CUT OAK

5. Frame Finish

Powder Coat +68

BL

BLUE

BM

BLACK MATTE

CP

CHAMPAGNE

DB

DARK BRONZE

DG

DARK GRAY

DP

DUSTY PINK

DS

DARK SAGE

LG

LIGHT GRAY

LL

LILAC GRAY

LP

LIGHT PISTACHIO

LR

LIPSTICK RED

MB

MIDNIGHT BLUE

MG

MEADOW GREEN

MK

MILK

MS

METALLIC SILVER

NK

NICKEL

Other

AL

POLISHED ALUMINUM

OC

OCHRE

PY

PALE YELLOW

RO

RED ORANGE

RR

RUSTY RED

SB

SOFT BLUE

SD

SAND

TC

TERRACOTTA

TP

TAUPE

6. Options


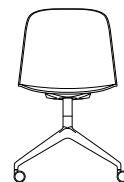

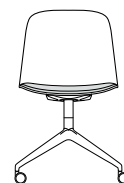



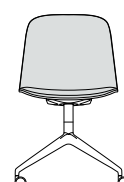

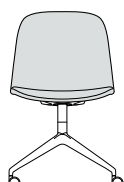
CT

CONTRASTING
THREAD

CT unavailable on Seat
Pads (Styles 20 or 60)

7. Upholstery

See general
information
section for
details on
textile program
and COM/COL
information.

								Textile Upholstery Grades														Leather Upholstery Grades							
								COM	COL																				
TITLE			SHELL/UPHOLSTERY	SERIES	FRAME	ARM	UPH	DIMENSIONS	YDG	SQFT	COM	A	B	C	D	E	F	G	H	I	J	K	L	M	W	X	Y	E1	E2
Non-Stacking Chair, Four Blade Fixed			Plastic Shell	VR	31	1	10	18.7W x 29D x 33H	-	-	587	-	-	-	-	-	-	-	-	-	-	-	-	-	-	-	-	-	-
			Wood Shell	VR	31	1	50	18.7W x 29D x 33H	-	-	1,383	-	-	-	-	-	-	-	-	-	-	-	-	-	-	-	-	-	-
Non-Stacking Chair, Four Blade Fixed			Plastic Shell, Seat Pad	VR	31	1	20	18.7W x 29D x 33H	0.4	7	767	798	815	833	849	867	888	903	926	955	990	1,025	1,058	1,091	941	972	1,136	1,173	1,308
			Wood Shell, Seat Pad	VR	31	1	60	18.7W x 29D x 33H	0.4	7	1,564	1,595	1,612	1,630	1,646	1,664	1,685	1,700	1,723	1,752	1,787	1,822	1,855	1,888	1,738	1,769	1,933	1,970	2,105
Non-Stacking Chair, Four Blade Fixed			Plastic Shell, Loose Seat Pad	VR	31	1	25	18.7W x 29D x 33H	0.5	7	809	840	858	873	892	908	928	945	968	997	1,032	1,066	1,099	1,133	982	1,013	1,177	1,214	1,350
			Wood Shell, Loose Seat Pad	VR	31	1	65	18.7W x 29D x 33H	0.5	7	1,605	1,636	1,654	1,669	1,688	1,704	1,724	1,741	1,764	1,793	1,828	1,862	1,895	1,929	1,778	1,809	1,973	2,010	2,146
Non-Stacking Chair, Four Blade Fixed			Plastic Shell, Upholstered Liner	VR	31	1	30	19.6W x 29D x 33.5H	0.8	11	906	969	1,002	1,035	1,071	1,105	1,141	1,180	1,223	1,280	1,349	1,417	1,485	1,554	1,190	1,247	1,516	1,577	1,800
Non-Stacking Chair, Four Blade Fixed			Fully Upholstered	VR	31	1	40	19.6W x 29D x 33.5H	1.4	0	1,002	1,112	1,172	1,230	1,291	1,349	1,417	1,481	1,557	1,658	1,779	1,898	2,016	2,136	-	-	-	-	-

To Order Select Below

1. Series/Style/Arm



VR311

Verve
Non-Stacking Chair,
Four Blade Fixed

2. Upholstery



10	PLASTIC SHELL
20	PLASTIC SHELL, SEAT PAD
25	PLASTIC SHELL, LOOSE SEAT PAD
30	PLASTIC SHELL, UPHOLSTERED LINER
40	FULLY UPHOLSTERED
50	WOOD SHELL
60	WOOD SHELL, SEAT PAD
65	WOOD SHELL, LOOSE SEAT PAD

3. Caster or Glide



Caster

C1	HARD, BLACK	
C2	HARD, MILK WITH LIGHT GRAY TIRE	
C3	HARD, LIGHT GRAY	
CS1	SOFT, BLACK	+44
CS2	SOFT, MILK WITH LIGHT GRAY TIRE	+44
CS3	SOFT, LIGHT GRAY	+44



PG	PLASTIC GLIDES
FG	PLASTIC GLIDES WITH FELT PADS

4. Shell Finish



01	BLACK MATTE
02	MILK
03	LIGHT GRAY
06	RED
10	NAVY
12	DARK GRAY
15	PALE YELLOW
16	DUSTY PINK
17	MEADOW GREEN
18	SOFT BLUE
19	SAND



DZ01	FLAT CUT WALNUT
DZ02	RIFT CUT OAK

5. Frame Finish



BL	BLUE
BM	BLACK MATTE
CP	CHAMPAGNE
DB	DARK BRONZE
DG	DARK GRAY
DP	DUSTY PINK
DS	DARK SAGE
LG	LIGHT GRAY



AL	POLISHED ALUMINUM
----	-------------------

LL	LILAC GRAY
LP	LIGHT PISTACHIO
LR	LIPSTICK RED
MB	MIDNIGHT BLUE
MG	MEADOW GREEN
MK	MILK
MS	METALLIC SILVER
NK	NICKEL

OC	OCHRE
PY	PALE YELLOW
RO	RED ORANGE
RR	RUSTY RED
SB	SOFT BLUE
SD	SAND
TC	TERRACOTTA
TP	TAUPE

6. Options













CT	CONTRASTING THREAD
----	-----------------------

CT unavailable on Seat
Pads (Styles 20 or 60)

7. Upholstery



See general
information
section for
details on
textile program
and COM/COL
information.



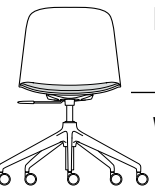

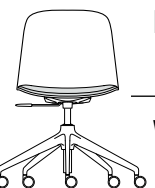

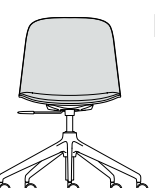

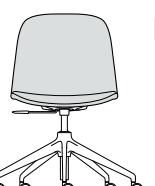

								COM	COL	Textile Upholstery Grades														Leather Upholstery Grades					
TITLE			SHELL/UPHOLSTERY	SERIES	FRAME	ARM	UPH	DIMENSIONS	YDG	SQFT	COM	A	B	C	D	E	F	G	H	I	J	K	L	M	W	X	Y	E1	E2
Non-Stacking Chair, Four Blade Fixed, Arm			Plastic Shell	VR	31	2	10	23.2W x 29D x 33H	-	-	760	-	-	-	-	-	-	-	-	-	-	-	-	-	-	-	-	-	-
			Wood Shell	VR	31	2	50	23.2W x 29D x 33H	-	-	1,556	-	-	-	-	-	-	-	-	-	-	-	-	-	-	-	-	-	-
Non-Stacking Chair, Four Blade Fixed, Arm			Plastic Shell, Seat Pad	VR	31	2	20	23.2W x 29D x 33H	0.4	7	940	971	988	1,006	1,022	1,040	1,061	1,076	1,099	1,128	1,163	1,198	1,231	1,264	1,114	1,145	1,309	1,346	1,481
			Wood Shell, Seat Pad	VR	31	2	60	23.2W x 29D x 33H	0.4	7	1,737	1,768	1,785	1,803	1,819	1,837	1,858	1,873	1,896	1,925	1,960	1,995	2,028	2,061	1,911	1,942	2,106	2,143	2,278
Non-Stacking Chair, Four Blade Fixed, Arm			Plastic Shell, Loose Seat Pad	VR	31	2	25	23.2W x 29D x 33H	0.5	7	982	1,013	1,031	1,046	1,065	1,081	1,101	1,118	1,141	1,170	1,205	1,239	1,272	1,306	1,155	1,186	1,350	1,387	1,523
			Wood Shell, Loose Seat Pad	VR	31	2	65	23.2W x 29D x 33H	0.5	7	1,778	1,809	1,827	1,842	1,861	1,877	1,897	1,914	1,937	1,966	2,001	2,035	2,068	2,102	1,951	1,982	2,146	2,183	2,319
Non-Stacking Chair, Four Blade Fixed, Arm			Plastic Shell, Upholstered Liner	VR	31	2	30	23.2W x 29D x 33.5H	0.8	11	1,079	1,142	1,175	1,208	1,244	1,278	1,314	1,353	1,396	1,453	1,522	1,590	1,658	1,727	1,363	1,420	1,689	1,750	1,973
Non-Stacking Chair, Four Blade Fixed, Arm			Fully Upholstered	VR	31	2	40	23.2W x 29D x 33.5H	1.4	0	1,175	1,285	1,345	1,403	1,464	1,522	1,590	1,654	1,730	1,831	1,952	2,071	2,189	2,309	-	-	-	-	-

To Order Select Below

1. Series/Style/Arm	2. Upholstery	3. Caster or Glide	4. Shell Finish	5. Frame Finish	6. Options	7. Upholstery
<div><div></div><div></div></div> <div>VR312</div> <div>Verve Non-Stacking Chair, Four Blade Fixed, Arm</div>	<div><div></div><div></div></div> <div>10 PLASTIC SHELL 20 PLASTIC SHELL, SEAT PAD 25 PLASTIC SHELL, LOOSE SEAT PAD 30 PLASTIC SHELL, UPHOLSTERED LINER 40 FULLY UPHOLSTERED 50 WOOD SHELL 60 WOOD SHELL, SEAT PAD 65 WOOD SHELL, LOOSE SEAT PAD</div>	<div><div></div><div></div></div> <div>Caster C1 HARD, BLACK C2 HARD, MILK WITH LIGHT GRAY TIRE C3 HARD, LIGHT GRAY CS1 SOFT, BLACK +44 CS2 SOFT, MILK WITH LIGHT GRAY TIRE +44 CS3 SOFT, LIGHT GRAY +44 Glide PG PLASTIC GLIDES FG PLASTIC GLIDES WITH FELT PADS</div>	<div><div></div><div></div></div> <div>Plastic 01 BLACK MATTE 02 MILK 03 LIGHT GRAY 06 RED 10 NAVY 12 DARK GRAY 15 PALE YELLOW 16 DUSTY PINK 17 MEADOW GREEN 18 SOFT BLUE 19 SAND</div> <div><div></div><div></div></div> <div>Wood DZ01 FLAT CUT WALNUT DZ02 RIFT CUT OAK</div>	<div><div></div><div></div></div> <div>Powder Coat +68 BL BLUE BM BLACK MATTE CP CHAMPAGNE DB DARK BRONZE DG DARK GRAY DP DUSTY PINK DS DARK SAGE LG LIGHT GRAY LL LILAC GRAY LP LIGHT PISTACHIO LR LIPSTICK RED MB MIDNIGHT BLUE MG MEADOW GREEN MK MILK MS METALLIC SILVER NK NICKEL OC OCHRE PY PALE YELLOW RO RED ORANGE RR RUSTY RED SB SOFT BLUE SD SAND TC TERRACOTTA TP TAUPE Other AL POLISHED ALUMINUM</div>	<div><div></div><div></div></div> <div>CONTRASTING THREAD CT unavailable on Seat Pads (Styles 20 or 60)</div>	<div><div></div><div></div></div> <div>See general information section for details on textile program and COM/COL information.</div>

Verve

NON-STACKING CHAIR: FIVE BLADE

								COM	COL	Textile Upholstery Grades														Leather Upholstery Grades				
TITLE	SHELL/UPHOLSTERY		SERIES	FRAME	ARM	UPH	DIMENSIONS	YDG	SQFT	COM	A	B	C	D	E	F	G	H	I	J	K	L	M	W	X	Y	E1	E2
Non-Stacking Chair, Five Blade <div></div>	Plastic Shell		VR	35	1	10	29W x 29D x 30.6 - 35.9H	-	-	655	-	-	-	-	-	-	-	-	-	-	-	-	-	-	-	-	-	-
	Wood Shell		VR	35	1	50	29W x 29D x 30.6 - 35.9H	-	-	1,451	-	-	-	-	-	-	-	-	-	-	-	-	-	-	-	-	-	-
Non-Stacking Chair, Five Blade <div></div>	Plastic Shell, Seat Pad		VR	35	1	20	29W x 29D x 30.6 - 35.9H	0.4	7	835	866	883	901	917	935	956	971	994	1,023	1,058	1,093	1,126	1,159	1,009	1,040	1,204	1,241	1,376
	Wood Shell, Seat Pad		VR	35	1	60	29W x 29D x 30.6 - 35.9H	0.4	7	1,632	1,663	1,680	1,698	1,714	1,732	1,753	1,768	1,791	1,820	1,855	1,890	1,923	1,956	1,806	1,837	2,001	2,038	2,173
Non-Stacking Chair, Five Blade <div></div>	Plastic Shell, Loose Seat Pad		VR	35	1	25	29W x 29D x 30.6 - 35.9H	0.5	7	877	908	926	941	960	976	996	1,013	1,036	1,065	1,100	1,134	1,167	1,201	1,050	1,081	1,245	1,282	1,418
	Wood Shell, Loose Seat Pad		VR	35	1	65	29W x 29D x 30.6 - 35.9H	0.5	7	1,673	1,704	1,722	1,737	1,756	1,772	1,792	1,809	1,832	1,861	1,896	1,930	1,963	1,997	1,846	1,877	2,041	2,078	2,214
Non-Stacking Chair, Five Blade <div></div>	Plastic Shell, Upholstered Liner		VR	35	1	30	29W x 29D x 31.1 - 36.4H	0.8	11	974	1,037	1,070	1,103	1,139	1,173	1,209	1,248	1,291	1,348	1,417	1,485	1,553	1,622	1,258	1,315	1,584	1,645	1,868
Non-Stacking Chair, Five Blade <div></div>	Fully Upholstered		VR	35	1	40	29W x 29D x 31.1 - 36.4H	1.4	0	1,070	1,180	1,240	1,298	1,359	1,417	1,485	1,549	1,625	1,726	1,847	1,966	2,084	2,204	-	-	-	-	-

To Order Select Below

1. Series/Style/Arm

VR351

Verve Non-Stacking Chair, Five Blade

2. Upholstery

10 PLASTIC SHELL

20 PLASTIC SHELL, SEAT PAD

25 PLASTIC SHELL, LOOSE SEAT PAD

30 PLASTIC SHELL, UPHOLSTERED LINER

40 FULLY UPHOLSTERED

50 WOOD SHELL

60 WOOD SHELL, SEAT PAD

65 WOOD SHELL, LOOSE SEAT PAD

3. Caster or Glide

Caster

C1 HARD, BLACK

C2 HARD, MILK WITH LIGHT GRAY TIRE

C3 HARD, LIGHT GRAY

CS1 SOFT, BLACK +44

CS2 SOFT, MILK WITH LIGHT GRAY TIRE +44

CS3 SOFT, LIGHT GRAY +44

Glide

PG PLASTIC GLIDES

FG PLASTIC GLIDES WITH FELT PADS

4. Shell Finish

Plastic

01 BLACK MATTE

02 MILK

03 LIGHT GRAY

06 RED

10 NAVY

12 DARK GRAY

15 PALE YELLOW

16 DUSTY PINK

17 MEADOW GREEN

18 SOFT BLUE

19 SAND

Wood

DZ01 FLAT CUT WALNUT

DZ02 RIFT CUT OAK

5. Frame Finish

Powder Coat +55

BL BLUE

BM BLACK MATTE

CP CHAMPAGNE

DB DARK BRONZE

DG DARK GRAY

DP DUSTY PINK

DS DARK SAGE

LG LIGHT GRAY

LL LILAC GRAY

LP LIGHT PISTACHIO

LR LIPSTICK RED

MB MIDNIGHT BLUE

MG MEADOW GREEN

MK MILK

MS METALLIC SILVER

NK NICKEL

OC OCHRE

PY PALE YELLOW

RO RED ORANGE

RR RUSTY RED

SB SOFT BLUE

SD SAND

TC TERRACOTTA

TP TAUPE

Other

AL POLISHED ALUMINUM

6. Options

CONTRASTING THREAD

CT unavailable on Seat Pads (Styles 20 or 60)

7. Upholstery

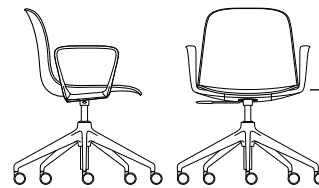



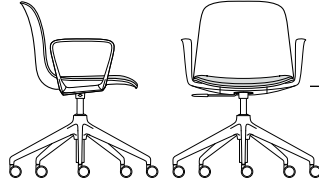
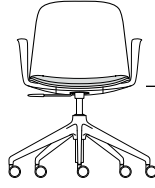
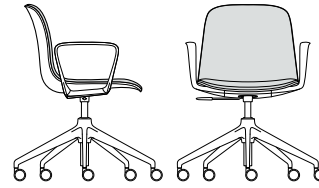


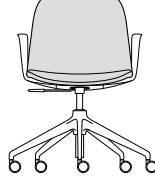
See general information section for details on textile program and COM/COL information.

Cylinder and lever handles match caster color selected. On chairs with glides, cylinders and lever handles are black, unless Milk or Light Gray is the selected frame color. Exception: Polished Aluminum frames will ship with chrome cylinders.

16

Verve

NON-STACKING CHAIR: FIVE BLADE, ARM

									Textile Upholstery Grades														Leather Upholstery Grades						
									COM	COL					COL														
TITLE			SHELL/UPHOLSTERY	SERIES	FRAME	ARM	UPH	DIMENSIONS	YDG	SQFT	COM	A	B	C	D	E	F	G	H	I	J	K	L	M	W	X	Y	E1	E2
Non-Stacking Chair, Five Blade, Arm			Plastic Shell	VR	35	2	10	29W x 29D x 30.6 - 35.9H	-	-	828	-	-	-	-	-	-	-	-	-	-	-	-	-	-	-	-	-	-
			Wood Shell	VR	35	2	50	29W x 29D x 30.6 - 35.9H	-	-	1,624	-	-	-	-	-	-	-	-	-	-	-	-	-	-	-	-	-	-
Non-Stacking Chair, Five Blade, Arm			Plastic Shell, Seat Pad	VR	35	2	20	29W x 29D x 30.6 - 35.9H	0.4	7	1,008	1,039	1,056	1,074	1,090	1,108	1,129	1,144	1,167	1,196	1,231	1,266	1,299	1,332	1,182	1,213	1,377	1,414	1,549
			Wood Shell, Seat Pad	VR	35	2	60	29W x 29D x 30.6 - 35.9H	0.4	7	1,805	1,836	1,853	1,871	1,887	1,905	1,926	1,941	1,964	1,993	2,028	2,063	2,096	2,129	1,979	2,010	2,174	2,211	2,346
Non-Stacking Chair, Five Blade, Arm			Plastic Shell, Loose Seat Pad	VR	35	2	25	29W x 29D x 30.6 - 35.9H	0.5	7	1,050	1,081	1,099	1,114	1,133	1,149	1,169	1,186	1,209	1,238	1,273	1,307	1,340	1,374	1,223	1,254	1,418	1,455	1,591
			Wood Shell, Loose Seat Pad	VR	35	2	65	29W x 29D x 30.6 - 35.9H	0.5	7	1,846	1,877	1,895	1,910	1,929	1,945	1,965	1,982	2,005	2,034	2,069	2,103	2,136	2,170	2,019	2,050	2,214	2,251	2,387
Non-Stacking Chair, Five Blade, Arm			Plastic Shell, Upholstered Liner	VR	35	2	30	29W x 29D x 31.1 - 36.4H	0.8	11	1,147	1,210	1,243	1,276	1,312	1,346	1,382	1,421	1,464	1,521	1,590	1,658	1,726	1,795	1,431	1,488	1,757	1,818	2,041
Non-Stacking Chair, Five Blade, Arm			Fully Upholstered	VR	35	2	40	29W x 29D x 31.1 - 36.4H	1.4	0	1,243	1,353	1,413	1,471	1,532	1,590	1,658	1,722	1,798	1,899	2,020	2,139	2,257	2,377	-	-	-	-	-

To Order Select Below

1. Series/Style/Arm	2. Upholstery	3. Caster or Glide	4. Shell Finish	5. Frame Finish	6. Options	7. Upholstery
 VR352 Verve Non-Stacking Chair, Five Blade, Arm	 10 PLASTIC SHELL 20 PLASTIC SHELL, SEAT PAD 25 PLASTIC SHELL, LOOSE SEAT PAD 30 PLASTIC SHELL, UPHOLSTERED LINER 40 FULLY UPHOLSTERED 50 WOOD SHELL 60 WOOD SHELL, SEAT PAD 65 WOOD SHELL, LOOSE SEAT PAD	 Caster C1 HARD, BLACK C2 HARD, MILK WITH LIGHT GRAY TIRE C3 HARD, LIGHT GRAY CS1 SOFT, BLACK +44 CS2 SOFT, MILK WITH LIGHT GRAY TIRE +44 CS3 SOFT, LIGHT GRAY +44  Glide PG PLASTIC GLIDES FG PLASTIC GLIDES WITH FELT PADS	 Plastic 01 BLACK MATTE 02 MILK 03 LIGHT GRAY 06 RED 10 NAVY 12 DARK GRAY 15 PALE YELLOW 16 DUSTY PINK 17 MEADOW GREEN 18 SOFT BLUE 19 SAND  Wood DZ01 FLAT CUT WALNUT DZ02 RIFT CUT OAK	 Powder Coat +68 BL BLUE BM BLACK MATTE CP CHAMPAGNE DB DARK BRONZE DG DARK GRAY DP DUSTY PINK DS DARK SAGE LG LIGHT GRAY LL LILAC GRAY LP LIGHT PISTACHIO LR LIPSTICK RED MB MIDNIGHT BLUE MG MEADOW GREEN MK MILK MS METALLIC SILVER NK NICKEL OC OCHRE PY PALE YELLOW RO RED ORANGE RR RUSTY RED SB SOFT BLUE SD SAND TC TERRACOTTA TP TAUPE  Other AL POLISHED ALUMINUM	 CONTRASTING THREAD CT CT unavailable on Seat Pads (Styles 20 or 60)	 See general information section for details on textile program and COM/COL information.

Cylinder and lever handles match caster color selected. On chairs with glides, cylinders and lever handles are black, unless Milk or Light Gray is the selected frame color. Exception: Polished Aluminum frames will ship with chrome cylinders.

Verve

NON-STACKING CHAIR: SLED

								COM	COL	Textile Upholstery Grades														Leather Upholstery Grades					
TITLE			SHELL/UPHOLSTERY	SERIES	FRAME	ARM	UPH	DIMENSIONS	YDG	SQFT	COM	A	B	C	D	E	F	G	H	I	J	K	L	M	W	X	Y	E1	E2
Non-Stacking Chair, Sled			Plastic Shell	VR	51	1	10	18.7W x 21.8D x 33.3H	-	-	524	-	-	-	-	-	-	-	-	-	-	-	-	-	-	-	-	-	-
			Wood Shell	VR	51	1	50	18.7W x 21.8D x 33.3H	-	-	1,320	-	-	-	-	-	-	-	-	-	-	-	-	-	-	-	-	-	-
Non-Stacking Chair, Sled			Plastic Shell, Seat Pad	VR	51	1	20	18.7W x 21.8D x 33.3H	0.4	7	704	735	752	770	786	804	825	840	863	892	927	962	995	1,028	878	909	1,073	1,110	1,245
			Wood Shell, Seat Pad	VR	51	1	60	18.7W x 21.8D x 33.3H	0.4	7	1,501	1,532	1,549	1,567	1,583	1,601	1,622	1,637	1,660	1,689	1,724	1,759	1,792	1,825	1,675	1,706	1,870	1,907	2,042
Non-Stacking Chair, Sled			Plastic Shell, Loose Seat Pad	VR	51	1	25	18.7W x 21.8D x 33.3H	0.5	7	746	777	795	810	829	845	865	882	905	934	969	1,003	1,036	1,070	919	950	1,114	1,151	1,287
			Wood Shell, Loose Seat Pad	VR	51	1	65	18.7W x 21.8D x 33.3H	0.5	7	1,542	1,573	1,591	1,606	1,625	1,641	1,661	1,678	1,701	1,730	1,765	1,799	1,832	1,866	1,715	1,746	1,910	1,947	2,083
Non-Stacking Chair, Sled			Plastic Shell, Upholstered Liner	VR	51	1	30	19.6W x 22.7D x 33.8H	0.8	11	843	906	939	972	1,008	1,042	1,078	1,117	1,160	1,217	1,286	1,354	1,422	1,491	1,127	1,184	1,453	1,514	1,737
Non-Stacking Chair, Sled			Fully Upholstered	VR	51	1	40	19.6W x 22.7D x 33.8H	1.4	0	939	1,049	1,109	1,167	1,228	1,286	1,354	1,418	1,494	1,595	1,716	1,835	1,953	2,073	-	-	-	-	-

To Order Select Below

1. Series/Style/Arm

VR511

Verve Non-Stacking Chair, Sled

2. Upholstery

10 PLASTIC SHELL

20 PLASTIC SHELL, SEAT PAD

25 PLASTIC SHELL, LOOSE SEAT PAD

30 PLASTIC SHELL, UPHOLSTERED LINER

40 FULLY UPHOLSTERED

50 WOOD SHELL

60 WOOD SHELL, SEAT PAD

65 WOOD SHELL, LOOSE SEAT PAD

3. Glide

PG PLASTIC GLIDES

FG PLASTIC GLIDES WITH FELT PADS

4. Shell Finish

01 BLACK MATTE

02 MILK

03 LIGHT GRAY

06 RED

10 NAVY

12 DARK GRAY

15 PALE YELLOW

16 DUSTY PINK

17 MEADOW GREEN

18 SOFT BLUE

19 SAND

DZ01 FLAT CUT WALNUT

DZ02 RIFT CUT OAK

5. Frame Finish

BL BLUE

BM BLACK MATTE

CP CHAMPAGNE

DB DARK BRONZE

DG DARK GRAY

DP DUSTY PINK

DS DARK SAGE

LG LIGHT GRAY

LL LILAC GRAY

LP LIGHT PISTACHIO

LR LIPSTICK RED

MB MIDNIGHT BLUE

MG MEADOW GREEN

MK MILK

MS METALLIC SILVER

NK NICKEL

OC OCHRE

PY PALE YELLOW

RO RED ORANGE

RR RUSTY RED

SB SOFT BLUE

SD SAND

TC TERRACOTTA

TP TAUPE

Other

CH CHROME

6. Options

CONTRASTING THREAD











CT unavailable on Seat Pads (Styles 20 or 60)

7. Upholstery

See general information section for details on textile program and COM/COL information.

Verve

NON-STACKING CHAIR: FOUR LEG STEEL











								COM	COL	Textile Upholstery Grades														Leather Upholstery Grades				
TITLE	SHELL/UPHOLSTERY		SERIES	FRAME	ARM	UPH	DIMENSIONS	YDG	SQFT	COM	A	B	C	D	E	F	G	H	I	J	K	L	M	W	X	Y	E1	E2
Non-Stacking Chair, Four Leg Steel <div></div>	Plastic Shell		VR	11	1	10	18.7W x 21.8D x 33.1H	-	-	524	-	-	-	-	-	-	-	-	-	-	-	-	-	-	-	-	-	-
	Wood Shell		VR	11	1	50	18.7W x 21.8D x 33.1H	-	-	1,320	-	-	-	-	-	-	-	-	-	-	-	-	-	-	-	-	-	-
Non-Stacking Chair, Four Leg Steel <div></div>	Plastic Shell, Seat Pad		VR	11	1	20	18.7W x 21.8D x 33.1H	0.4	7	704	735	752	770	786	804	825	840	863	892	927	962	995	1,028	878	909	1,073	1,110	1,245
	Wood Shell, Seat Pad		VR	11	1	60	18.7W x 21.8D x 33.1H	0.4	7	1,501	1,532	1,549	1,567	1,583	1,601	1,622	1,637	1,660	1,689	1,724	1,759	1,792	1,825	1,675	1,706	1,870	1,907	2,042
Non-Stacking Chair, Four Leg Steel <div></div>	Plastic Shell, Loose Seat Pad		VR	11	1	25	18.7W x 21.8D x 33.1H	0.5	7	746	777	795	810	829	845	865	882	905	934	969	1,003	1,036	1,070	919	950	1,114	1,151	1,287
	Wood Shell, Loose Seat Pad		VR	11	1	65	18.7W x 21.8D x 33.1H	0.5	7	1,542	1,573	1,591	1,606	1,625	1,641	1,661	1,678	1,701	1,730	1,765	1,799	1,832	1,866	1,715	1,746	1,910	1,947	2,083
Non-Stacking Chair, Four Leg Steel <div></div>	Plastic Shell, Upholstered Liner		VR	11	1	30	19.6W x 22.7D x 33.6H	0.8	11	843	906	939	972	1,008	1,042	1,078	1,117	1,160	1,217	1,286	1,354	1,422	1,491	1,127	1,184	1,453	1,514	1,737
Non-Stacking Chair, Four Leg Steel <div></div>	Fully Upholstered		VR	11	1	40	19.6W x 22.7D x 33.6H	1.4	0	939	1,049	1,109	1,167	1,228	1,286	1,354	1,418	1,494	1,595	1,716	1,835	1,953	2,073	-	-	-	-	-

To Order Select Below

1. Series/Style/Arm	2. Upholstery	3. Glide	4. Shell Finish	5. Frame Finish	6. Options	7. Upholstery
<div></div> <div>VR111</div> <div>Verve Non-Stacking Chair, Four Leg Steel</div>	<div></div> <div>10 PLASTIC SHELL 20 PLASTIC SHELL, SEAT PAD 25 PLASTIC SHELL, LOOSE SEAT PAD 30 PLASTIC SHELL, UPHOLSTERED LINER 40 FULLY UPHOLSTERED 50 WOOD SHELL 60 WOOD SHELL, SEAT PAD 65 WOOD SHELL, LOOSE SEAT PAD</div>	<div></div> <div>Glide</div> <div>PG PLASTIC GLIDES FG PLASTIC GLIDES WITH FELT PADS</div>	<div></div> <div>Plastic</div> <div>01 BLACK MATTE 02 MILK 03 LIGHT GRAY 06 RED 10 NAVY 12 DARK GRAY 15 PALE YELLOW 16 DUSTY PINK 17 MEADOW GREEN 18 SOFT BLUE 19 SAND</div> <div></div> <div>Wood</div> <div>DZ01 FLAT CUT WALNUT DZ02 RIFT CUT OAK</div>	<div></div> <div>Powder Coat</div> <div>BL BLUE BM BLACK MATTE CP CHAMPAGNE DB DARK BRONZE DG DARK GRAY DP DUSTY PINK DS DARK SAGE LG LIGHT GRAY</div> <div>LL LILAC GRAY LP LIGHT PISTACHIO LR LIPSTICK RED MB MIDNIGHT BLUE MG MEADOW GREEN MK MILK MS METALLIC SILVER NK NICKEL</div> <div></div> <div>Other</div> <div>CH CHROME</div>	<div></div> <div>CONTRASTING THREAD</div> <div>CT unavailable on Seat Pads (Styles 20 or 60)</div>	<div></div> <div>See general information section for details on textile program and COM/COL information.</div>











Verve

NON-STACKING CHAIR: FOUR LEG ALUMINUM

								COM	COL	Textile Upholstery Grades														Leather Upholstery Grades				
TITLE	SHELL/UPHOLSTERY		SERIES	FRAME	ARM	UPH	DIMENSIONS	YDG	SQFT	COM	A	B	C	D	E	F	G	H	I	J	K	L	M	W	X	Y	E1	E2
Non-Stacking Chair, Four Leg Aluminum <div></div>	Plastic Shell		VR	12	1	10	18.7W x 21.8D x 33.1H	-	-	649	-	-	-	-	-	-	-	-	-	-	-	-	-	-	-	-	-	-
	Wood Shell		VR	12	1	50	18.7W x 21.8D x 33.1H	-	-	1,445	-	-	-	-	-	-	-	-	-	-	-	-	-	-	-	-	-	-
Non-Stacking Chair, Four Leg Aluminum <div></div>	Plastic Shell, Seat Pad		VR	12	1	20	18.7W x 21.8D x 33.1H	0.4	7	829	860	877	895	911	929	950	965	988	1,017	1,052	1,087	1,120	1,153	1,003	1,034	1,198	1,235	1,370
	Wood Shell, Seat Pad		VR	12	1	60	18.7W x 21.8D x 33.1H	0.4	7	1,626	1,657	1,674	1,692	1,708	1,726	1,747	1,762	1,785	1,814	1,849	1,884	1,917	1,950	1,800	1,831	1,995	2,032	2,167
Non-Stacking Chair, Four Leg Aluminum <div></div>	Plastic Shell, Loose Seat Pad		VR	12	1	25	18.7W x 21.8D x 33.1H	0.5	7	871	902	920	935	954	970	990	1,007	1,030	1,059	1,094	1,128	1,161	1,195	1,044	1,075	1,239	1,276	1,412
	Wood Shell, Loose Seat Pad		VR	12	1	65	18.7W x 21.8D x 33.1H	0.5	7	1,667	1,698	1,716	1,731	1,750	1,766	1,786	1,803	1,826	1,855	1,890	1,924	1,957	1,991	1,840	1,871	2,035	2,072	2,208
Non-Stacking Chair, Four Leg Aluminum <div></div>	Plastic Shell, Upholstered Liner		VR	12	1	30	19.6W x 22.7D x 33.6H	0.8	11	968	1,031	1,064	1,097	1,133	1,167	1,203	1,242	1,285	1,342	1,411	1,479	1,547	1,616	1,252	1,309	1,578	1,639	1,862
Non-Stacking Chair, Four Leg Aluminum <div></div>	Fully Upholstered		VR	12	1	40	19.6W x 22.7D x 33.6H	1.4	0	1,064	1,174	1,234	1,292	1,353	1,411	1,479	1,543	1,619	1,720	1,841	1,960	2,078	2,198	-	-	-	-	-






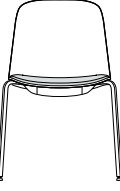

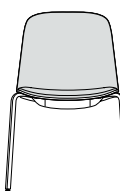

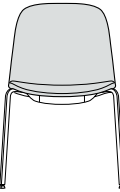
To Order Select Below

1. Series/Style/Arm	2. Upholstery	3. Glide	4. Shell Finish	5. Frame Finish	6. Options	7. Upholstery
<div></div> <div>VR121</div> <div>Verve Non-Stacking Chair, Four Leg Aluminum</div>	<div></div> <div>10 PLASTIC SHELL 20 PLASTIC SHELL, SEAT PAD 25 PLASTIC SHELL, LOOSE SEAT PAD 30 PLASTIC SHELL, UPHOLSTERED LINER 40 FULLY UPHOLSTERED 50 WOOD SHELL 60 WOOD SHELL, SEAT PAD 65 WOOD SHELL, LOOSE SEAT PAD</div>	<div></div> <div>PG GLIDE</div> <div>GLIDE</div>	<div></div> <div>01 BLACK MATTE 02 MILK 03 LIGHT GRAY 06 RED 10 NAVY 12 DARK GRAY 15 PALE YELLOW 16 DUSTY PINK 17 MEADOW GREEN 18 SOFT BLUE 19 SAND</div> <div></div> <div>DZ01 FLAT CUT WALNUT DZ02 RIFT CUT OAK</div>	<div></div> <div>BL BLUE BM BLACK MATTE CP CHAMPAGNE DB DARK BRONZE DG DARK GRAY DP DUSTY PINK DS DARK SAGE LG LIGHT GRAY</div> <div>LL LILAC GRAY LP LIGHT PISTACHIO LR LIPSTICK RED MB MIDNIGHT BLUE MG MEADOW GREEN MK MILK MS METALLIC SILVER NK NICKEL</div> <div>OC OCHRE PY PALE YELLOW RO RED ORANGE RR RUSTY RED SB SOFT BLUE SD SAND TC TERRACOTTA TP TAUPE</div> <div></div> <div>AL POLISHED ALUMINUM</div> <div>+26</div>	<div></div> <div>CT CONTRASTING THREAD</div> <div>CT unavailable on Seat Pads (Styles 20 or 60)</div>	<div></div> <div>See general information section for details on textile program and COM/COL information.</div>

									Textile Upholstery Grades															Leather Upholstery Grades						
									COM	COL					COL															
TITLE			SHELL/UPHOLSTERY	SERIES	FRAME	ARM	UPH	DIMENSIONS	YDG	SQFT	COM	A	B	C	D	E	F	G	H	I	J	K	L	M	W	X	Y	E1	E2	
Non-Stacking Chair, Four Leg Wood			Plastic Shell	VR	13	1	10	18.7W x 21.8D x 32.8H	-	-	854	-	-	-	-	-	-	-	-	-	-	-	-	-	-	-	-	-	-	
			Wood Shell	VR	13	1	50	18.7W x 21.8D x 32.8H	-	-	1,650	-	-	-	-	-	-	-	-	-	-	-	-	-	-	-	-	-	-	
Non-Stacking Chair, Four Leg Wood			Plastic Shell, Seat Pad	VR	13	1	20	18.7W x 21.8D x 32.8H	0.4	7	1,034	1,065	1,082	1,100	1,116	1,134	1,155	1,170	1,193	1,222	1,257	1,292	1,325	1,358	1,208	1,239	1,403	1,440	1,575	
			Wood Shell, Seat Pad	VR	13	1	60	18.7W x 21.8D x 32.8H	0.4	7	1,831	1,862	1,879	1,897	1,913	1,931	1,952	1,967	1,990	2,019	2,054	2,089	2,122	2,155	2,005	2,036	2,200	2,237	2,372	
Non-Stacking Chair, Four Leg Wood			Plastic Shell, Loose Seat Pad	VR	13	1	25	18.7W x 21.8D x 32.8H	0.5	7	1,076	1,107	1,125	1,140	1,159	1,175	1,195	1,212	1,235	1,264	1,299	1,333	1,366	1,400	1,249	1,280	1,444	1,481	1,617	
			Wood Shell, Loose Seat Pad	VR	13	1	65	18.7W x 21.8D x 32.8H	0.5	7	1,872	1,903	1,921	1,936	1,955	1,971	1,991	2,008	2,031	2,060	2,095	2,129	2,162	2,196	2,045	2,076	2,240	2,277	2,413	
Non-Stacking Chair, Four Leg Wood			Plastic Shell, Upholstered Liner	VR	13	1	30	19.6W x 22.7D x 33.3H	0.8	11	1,173	1,236	1,269	1,302	1,338	1,372	1,408	1,447	1,490	1,547	1,616	1,684	1,752	1,821	1,457	1,514	1,783	1,844	2,067	
Non-Stacking Chair, Four Leg Wood			Fully Upholstered	VR	13	1	40	19.6W x 22.7D x 33.3H	1.4	0	1,269	1,379	1,439	1,497	1,558	1,616	1,684	1,748	1,824	1,925	2,046	2,165	2,283	2,403	-	-	-	-	-	

To Order Select Below

1. Series/Style/Arm	2. Upholstery	3. Glide	4. Shell Finish	5. Frame Finish	6. Wood Finishes	7 & 8. Options & Upholstery
<div><div></div><div></div></div>	<div><div></div><div></div></div>	<div><div></div><div>Glide</div></div>	<div><div></div><div>Plastic</div></div> <div><div></div><div>Wood</div></div>	<div><div></div><div>Powder Coat</div></div> <div><div></div><div>Other</div></div>	<div><div></div><div>Leg Finishes</div></div>	<div><div></div><div></div></div>
VR131	10 PLASTIC SHELL	PG PLASTIC GLIDES	01 BLACK MATTE	BL BLUE	81 WHITE OAK	CONTRASTING
Verve Non-Stacking Chair, Four Leg Wood	20 PLASTIC SHELL, SEAT PAD	FG PLASTIC GLIDES WITH FELT PADS	02 MILK	DZ01 FLAT CUT WALNUT	83 NATURAL MAPLE	CT THREAD
	25 PLASTIC SHELL, LOOSE SEAT PAD		03 LIGHT GRAY	DZ02 RIFT CUT OAK	85 WALNUT +71	CT unavailable on Seat
	30 PLASTIC SHELL, UPHOLSTERED LINER		06 RED		87 OPAQUE BLACK +71	Pads (Styles 20 or 60)
	40 FULLY UPHOLSTERED		10 NAVY			
	50 WOOD SHELL		12 DARK GRAY			
	60 WOOD SHELL, SEAT PAD		15 PALE YELLOW			
65 WOOD SHELL, LOOSE SEAT PAD			16 DUSTY PINK			
			17 MEADOW GREEN			
			18 SOFT BLUE			
			19 SAND			
				BM BLACK MATTE		
				CP CHAMPAGNE		
				DB DARK BRONZE		
				DG DARK GRAY		
				DP DUSTY PINK		
				DS DARK SAGE		
				LG LIGHT GRAY		
				LL LILAC GRAY		
				LP LIGHT PISTACHIO		
				LR LIPSTICK RED		
				MB MIDNIGHT BLUE		
				MG MEADOW GREEN		
				MK MILK		
				MS METALLIC SILVER		
				NK NICKEL		
				OC OCHRE		
				PY PALE YELLOW		
				RO RED ORANGE		
				RR RUSTY RED		
				SB SOFT BLUE		
				SD SAND		
				TC TERRACOTTA		
				TP TAUPE		
				AL POLISHED ALUMINUM		

								COM		COL	Textile Upholstery Grades													Leather Upholstery Grades				
TITLE		SHELL/UPHOLSTERY	SERIES	FRAME	ARM	UPH	DIMENSIONS	YDG	SQFT	COM	A	B	C	D	E	F	G	H	I	J	K	L	M	W	X	Y	E1	E2
Stacking Chair, Four Leg Steel	 	Plastic Shell	VR	10	1	10	18.7W x 21.8D x 33.1H	-	-	480	-	-	-	-	-	-	-	-	-	-	-	-	-	-	-	-	-	-
		Wood Shell	VR	10	1	50	18.7W x 21.8D x 33.1H	-	-	1,276	-	-	-	-	-	-	-	-	-	-	-	-	-	-	-	-	-	-
Stacking Chair, Four Leg Steel	 	Plastic Shell, Seat Pad	VR	10	1	20	18.7W x 21.8D x 33.1H	0.4	7	660	691	708	726	742	760	781	796	819	848	883	918	951	984	834	865	1,029	1,066	1,201
		Wood Shell, Seat Pad	VR	10	1	60	18.7W x 21.8D x 33.1H	0.4	7	1,457	1,488	1,505	1,523	1,539	1,557	1,578	1,593	1,616	1,645	1,680	1,715	1,748	1,781	1,631	1,662	1,826	1,863	1,998
Stacking Chair, Four Leg Steel	 	Plastic Shell, Loose Seat Pad	VR	10	1	25	18.7W x 21.8D x 33.1H	0.5	7	702	733	751	766	785	801	821	838	861	890	925	959	992	1,026	875	906	1,070	1,107	1,243
		Wood Shell, Loose Seat Pad	VR	10	1	65	18.7W x 21.8D x 33.1H	0.5	7	1,498	1,529	1,547	1,562	1,581	1,597	1,617	1,634	1,657	1,686	1,721	1,755	1,788	1,822	1,671	1,702	1,866	1,903	2,039
Stacking Chair, Four Leg Steel	 	Plastic Shell, Upholstered Liner	VR	10	1	30	19.6W x 22.7D x 33.6H	0.8	11	799	862	895	928	964	998	1,034	1,073	1,116	1,173	1,242	1,310	1,378	1,447	1,083	1,140	1,409	1,470	1,693
Stacking Chair, Four Leg Steel	 	Fully Upholstered	VR	10	1	40	19.6W x 22.7D x 33.6H	1.4	0	895	1,005	1,065	1,123	1,184	1,242	1,310	1,374	1,450	1,551	1,672	1,791	1,909	2,029	-	-	-	-	-

To Order Select Below

1. Series/Style/Arm

VR101

Stacking on Floor:
8 high - Verve Plastic
5 high - Verve Wood
5 high - Verve Wood w/ Uph.

Stacking on Dolly:
14 high - Verve Plastic
14 high - Verve Wood
10 high - Verve Wood w/ Uph.

2. Upholstery

10

PLASTIC SHELL

20

PLASTIC SHELL, SEAT PAD

25

PLASTIC SHELL, LOOSE SEAT PAD

30

PLASTIC SHELL, UPHOLSTERED LINER

40

FULLY UPHOLSTERED

50

WOOD SHELL

60

WOOD SHELL, SEAT PAD

65

WOOD SHELL, LOOSE SEAT PAD

3. Glide

PG

PLASTIC GLIDES

FG

PLASTIC GLIDES WITH FELT PADS

4. Shell Finish

01

BLACK MATTE

02

MILK

03

LIGHT GRAY

06

RED

10

NAVY

12

DARK GRAY

15

PALE YELLOW

16

DUSTY PINK

17

MEADOW GREEN

18

SOFT BLUE

19

SAND

DZ01

FLAT CUT WALNUT

DZ02

RIFT CUT OAK

5. Frame Finish

BL

BLUE

BM

BLACK MATTE

CP

CHAMPAGNE

DB

DARK BRONZE

DG

DARK GRAY

DP

DUSTY PINK

DS

DARK SAGE

LG

LIGHT GRAY

LL

LILAC GRAY

LP

LIGHT PISTACHIO

LR

LIPSTICK RED

MB

MIDNIGHT BLUE

MG

MEADOW GREEN

MK

MILK

MS

METALLIC SILVER

NK

NICKEL

OC

OCHRE

PY

PALE YELLOW

RO

RED ORANGE

RR

RUSTY RED

SB

SOFT BLUE

SD

SAND

TC

TERRACOTTA

TP

TAUPE

Other

CH

CHROME

Stylex will not warrant painted frames against damage caused by stacking. Only use dollies with chrome frames. We will not warrant powder coated Verve frames used on dollies against damage to the finish.

6. Options

CT

CONTRASTING THREAD

CT unavailable on Seat Pads (Styles 20 or 60)

Accessories

VERTD2

VERVE TRANSPORT DOLLY FOR FOUR LEG FRAME PLASTIC OR WOOD SHELL

+1,256


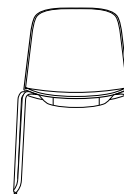

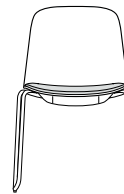

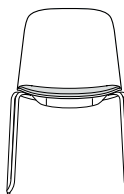

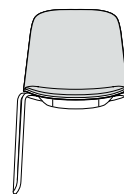

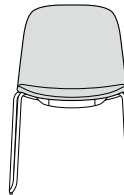
VERTD4

VERVE TRANSPORT DOLLY FOR FOUR LEG FRAME PLASTIC OR WOOD SHELL WITH UPHOLSTERY

+1,256

7. Upholstery

See general information section for details on textile program and COM/COL information.

									Textile Upholstery Grades															Leather Upholstery Grades					
									COM	COL						COL													
TITLE			SHELL/UPHOLSTERY	SERIES	FRAME	ARM	UPH	DIMENSIONS	YDG	SQFT	COM	A	B	C	D	E	F	G	H	I	J	K	L	M	W	X	Y	E1	E2
Stacking Chair, Sled			Plastic Shell	VR	50	1	10	18.7W x 21.8D x 33.1H	-	-	467	-	-	-	-	-	-	-	-	-	-	-	-	-	-	-	-	-	-
			Wood Shell	VR	50	1	50	18.7W x 21.8D x 33.1H	-	-	1,263	-	-	-	-	-	-	-	-	-	-	-	-	-	-	-	-	-	-
Stacking Chair, Sled			Plastic Shell, Seat Pad	VR	50	1	20	18.7W x 21.8D x 33.1H	0.4	7	647	678	695	713	729	747	768	783	806	835	870	905	938	971	821	852	1,016	1,053	1,188
			Wood Shell, Seat Pad	VR	50	1	60	18.7W x 21.8D x 33.1H	0.4	7	1,444	1,475	1,492	1,510	1,526	1,544	1,565	1,580	1,603	1,632	1,667	1,702	1,735	1,768	1,618	1,649	1,813	1,850	1,985
Stacking Chair, Sled			Plastic Shell, Loose Seat Pad	VR	50	1	25	18.7W x 21.8D x 33.1H	0.5	7	689	720	738	753	772	788	808	825	848	877	912	946	979	1,013	862	893	1,057	1,094	1,230
			Wood Shell, Loose Seat Pad	VR	50	1	65	18.7W x 21.8D x 33.1H	0.5	7	1,485	1,516	1,534	1,549	1,568	1,584	1,604	1,621	1,644	1,673	1,708	1,742	1,775	1,809	1,658	1,689	1,853	1,890	2,026
Stacking Chair, Sled			Plastic Shell, Upholstered Liner	VR	50	1	30	19.6W x 22.7D x 33.6H	0.8	11	786	849	882	915	951	985	1,021	1,060	1,103	1,160	1,229	1,297	1,365	1,434	1,070	1,127	1,396	1,457	1,680
Stacking Chair, Sled			Fully Upholstered	VR	50	1	40	19.6W x 22.7D x 33.6H	1.4	0	882	992	1,052	1,110	1,171	1,229	1,297	1,361	1,437	1,538	1,659	1,778	1,896	2,016	-	-	-	-	-

To Order Select Below

1. Series/Style/Arm

VR501

Verve Stacking Chair, Sled

Stacking on Floor:
8 high - Verve Plastic
5 high - Verve Wood
5 high - Verve Wood w/ Uph.

Stacking on Dolly:
14 high - Verve Plastic
14 high - Verve Wood
10 high - Verve Wood w/ Uph.

2. Upholstery

10

PLASTIC SHELL

20

PLASTIC SHELL, SEAT PAD

25

PLASTIC SHELL, LOOSE SEAT PAD

30

PLASTIC SHELL, UPHOLSTERED LINER

40

FULLY UPHOLSTERED

50

WOOD SHELL

60

WOOD SHELL, SEAT PAD

65

WOOD SHELL, LOOSE SEAT PAD

3. Glide

PG

PLASTIC GLIDES

FG

PLASTIC GLIDES WITH FELT PADS

4. Shell Finish

01

BLACK MATTE

02

MILK

03

LIGHT GRAY

06

RED

10

NAVY

12

DARK GRAY

15

PALE YELLOW

16

DUSTY PINK

17

MEADOW GREEN

18

SOFT BLUE

19

SAND

DZ01

FLAT CUT WALNUT

DZ02

RIFT CUT OAK

5. Frame Finish

BL

BLUE

BM

BLACK MATTE

CP

CHAMPAGNE

DB

DARK BRONZE

DG

DARK GRAY

DP

DUSTY PINK

DS

DARK SAGE

LG

LIGHT GRAY

LL

LILAC GRAY

LP

LIGHT PISTACHIO

LR

LIPSTICK RED

MB

MIDNIGHT BLUE

MG

MEADOW GREEN

MK

MILK

MS

METALLIC SILVER

NK

NICKEL

OC

OCHRE

PY

PALE YELLOW

RO

RED ORANGE

RR

RUSTY RED

SB

SOFT BLUE

SD

SAND

TC

TERRACOTTA

TP

TAUPE

Other

CH

CHROME

Stylex will not warrant painted frames against damage caused by stacking. Only use dollies with chrome frames. We will not warrant powder coated Verve frames used on dollies against damage to the finish.

6. Options

CT

CONTRASTING THREAD

G

ARMLESS GANGING BRACKET +25

CT unavailable on Seat Pads (Styles 20 or 60)

Accessories

VRTD2

VERVE TRANSPORT DOLLY FOR SLED ARMLESS PLASTIC OR WOOD SHELL WITH UPHOLSTERY

+1,256


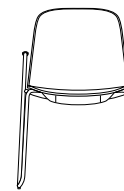

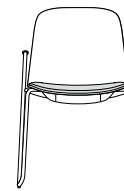

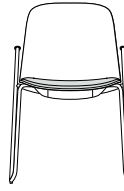

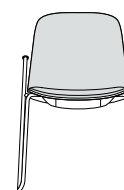

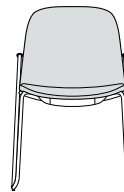
VRTD3

VERVE TRANSPORT DOLLY FOR SLED ARMLESS PLASTIC OR WOOD SHELL

+1,256

7. Upholstery

See general information section for details on textile program and COM/COL information.

								COM	COL	Textile Upholstery Grades														Leather Upholstery Grades					
TITLE		SHELL/UPHOLSTERY	SERIES	FRAME	ARM	UPH	DIMENSIONS	YDG	SQFT	COM	A	B	C	D	E	F	G	H	I	J	K	L	M	W	X	Y	E1	E2	
Stacking Chair, Sled, Arm			Plastic Shell	VR	50	2	10	20.2W x 21.8D x 33.1H	-	-	493	-	-	-	-	-	-	-	-	-	-	-	-	-	-	-	-	-	
			Wood Shell	VR	50	2	50	20.2W x 21.8D x 33.1H	-	-	1,289	-	-	-	-	-	-	-	-	-	-	-	-	-	-	-	-	-	-
Stacking Chair, Sled, Arm			Plastic Shell, Seat Pad	VR	50	2	20	20.2W x 21.8D x 33.1H	0.4	7	673	704	721	739	755	773	794	809	832	861	896	931	964	997	847	878	1,042	1,079	1,214
			Wood Shell, Seat Pad	VR	50	2	60	20.2W x 21.8D x 33.1H	0.4	7	1,470	1,501	1,518	1,536	1,552	1,570	1,591	1,606	1,629	1,658	1,693	1,728	1,761	1,794	1,644	1,675	1,839	1,876	2,011
Stacking Chair, Sled, Arm			Plastic Shell, Loose Seat Pad	VR	50	2	25	20.2W x 21.8D x 33.1H	0.5	7	715	746	764	779	798	814	834	851	874	903	938	972	1,005	1,039	888	919	1,083	1,120	1,256
			Wood Shell, Loose Seat Pad	VR	50	2	65	20.2W x 21.8D x 33.1H	0.5	7	1,511	1,542	1,560	1,575	1,594	1,610	1,630	1,647	1,670	1,699	1,734	1,768	1,801	1,835	1,684	1,715	1,879	1,916	2,052
Stacking Chair, Sled, Arm			Plastic Shell, Upholstered Liner	VR	50	2	30	20.2W x 22.7D x 33.6H	0.8	11	812	875	908	941	977	1,011	1,047	1,086	1,129	1,186	1,255	1,323	1,391	1,460	1,096	1,153	1,422	1,483	1,706
Stacking Chair, Sled, Arm			Fully Upholstered	VR	50	2	40	20.2W x 22.7D x 33.6H	1.4	0	908	1,018	1,078	1,136	1,197	1,255	1,323	1,387	1,463	1,564	1,685	1,804	1,922	2,042	-	-	-	-	-

To Order Select Below

1. Series/Style/Arm

VR502

Stacking on Floor:
8 high - Verve Plastic
5 high - Verve Wood
5 high - Verve Wood w/ Uph.

Stacking on Dolly:
14 high - Verve Plastic
14 high - Verve Wood
10 high - Verve Wood w/ Uph.

2. Upholstery

10 PLASTIC SHELL
20 PLASTIC SHELL, SEAT PAD
25 PLASTIC SHELL, LOOSE SEAT PAD
30 PLASTIC SHELL, UPHOLSTERED LINER
40 FULLY UPHOLSTERED
50 WOOD SHELL
60 WOOD SHELL, SEAT PAD
65 WOOD SHELL, LOOSE SEAT PAD

3. Glide

PG PLASTIC GLIDES
FG PLASTIC GLIDES WITH FELT PADS

4. Shell Finish

01 BLACK MATTE
02 MILK
03 LIGHT GRAY
06 RED
10 NAVY
12 DARK GRAY
15 PALE YELLOW
16 DUSTY PINK
17 MEADOW GREEN
18 SOFT BLUE
19 SAND

DZ01 FLAT CUT WALNUT
DZ02 RIFT CUT OAK

5. Frame Finish

BL BLUE
BM BLACK MATTE
CP CHAMPAGNE
DB DARK BRONZE
DG DARK GRAY
DP DUSTY PINK
DS DARK SAGE
LG LIGHT GRAY

LL LILAC GRAY
LP LIGHT PISTACHIO
LR LIPSTICK RED
MB MIDNIGHT BLUE
MG MEADOW GREEN
MK MILK
MS METALLIC SILVER
NK NICKEL

OC OCHRE
PY PALE YELLOW
RO RED ORANGE
RR RUSTY RED
SB SOFT BLUE
SD SAND
TC TERRACOTTA
TP TAUPE

Other

CH CHROME

Stylex will not warrant painted frames against damage caused by stacking. Only use dollies with chrome frames. We will not warrant powder coated Verve frames used on dollies against damage to the finish.

6. Options

CT CONTRASTING THREAD
CT unavailable on Seat Pads (Styles 20 or 60)






Accessories

VERVE TRANSPORT DOLLY FOR SLED WITH ARM
VRTD1
+1,256

7. Upholstery

See general information section for details on textile program and COM/COL information.

24

								COM		COL	Textile Upholstery Grades														Leather Upholstery Grades				
TITLE		SHELL/UPHOLSTERY	SERIES	FRAME	ARM	UPH	DIMENSIONS	YDG	SQFT	COM	A	B	C	D	E	F	G	H	I	J	K	L	M	W	X	Y	E1	E2	
Stool, Four Leg Bar		Plastic Shell	VR	70	1	10	18.7W x 21.9D x 45.7H	-	-	738	-	-	-	-	-	-	-	-	-	-	-	-	-	-	-	-	-	-	
		Wood Shell	VR	70	1	50	18.7W x 21.9D x 45.7H	-	-	1,534	-	-	-	-	-	-	-	-	-	-	-	-	-	-	-	-	-	-	
Stool, Four Leg Bar		Plastic Shell, Seat Pad	VR	70	1	20	18.7W x 21.9D x 45.7H	0.4	7	918	949	966	984	1,000	1,018	1,039	1,054	1,077	1,106	1,141	1,176	1,209	1,242	1,092	1,123	1,287	1,324	1,459	
		Wood Shell, Seat Pad	VR	70	1	60	18.7W x 21.9D x 45.7H	0.4	7	1,715	1,746	1,763	1,781	1,797	1,815	1,836	1,851	1,874	1,903	1,938	1,973	2,006	2,039	1,889	1,920	2,084	2,121	2,256	
Stool, Four Leg Bar		Plastic Shell, Loose Seat Pad	VR	70	1	25	18.7W x 21.9D x 45.7H	0.5	7	960	991	1,009	1,024	1,043	1,059	1,079	1,096	1,119	1,148	1,183	1,217	1,250	1,284	1,133	1,164	1,328	1,365	1,501	
		Wood Shell, Loose Seat Pad	VR	70	1	65	18.7W x 21.9D x 45.7H	0.5	7	1,756	1,787	1,805	1,820	1,839	1,855	1,875	1,892	1,915	1,944	1,979	2,013	2,046	2,080	1,929	1,960	2,124	2,161	2,297	
Stool, Four Leg Bar		Plastic Shell, Upholstered Liner	VR	70	1	30	19.6W x 22.8D x 46.2H	0.8	11	1,057	1,120	1,153	1,186	1,222	1,256	1,292	1,331	1,374	1,431	1,500	1,568	1,636	1,705	1,341	1,398	1,667	1,728	1,951	
Stool, Four Leg Bar		Fully Upholstered	VR	70	1	40	19.6W x 22.8D x 46.2H	1.4	0	1,153	1,263	1,323	1,381	1,442	1,500	1,568	1,632	1,708	1,809	1,930	2,049	2,167	2,287	-	-	-	-	-	

To Order Select Below

1. Series/Style/Arm

VR701

Verve Stool Four Leg Bar

2. Upholstery

10 PLASTIC SHELL

20 PLASTIC SHELL, SEAT PAD

25 PLASTIC SHELL, LOOSE SEAT PAD

30 PLASTIC SHELL, UPHOLSTERED LINER

40 FULLY UPHOLSTERED

50 WOOD SHELL

60 WOOD SHELL, SEAT PAD

65 WOOD SHELL, LOOSE SEAT PAD

3. Glide

Glide

PG PLASTIC GLIDES

FG PLASTIC GLIDES WITH FELT PADS

4. Shell Finish

Plastic

01 BLACK MATTE

02 MILK

03 LIGHT GRAY

06 RED

10 NAVY

12 DARK GRAY

15 PALE YELLOW

16 DUSTY PINK

17 MEADOW GREEN

18 SOFT BLUE

19 SAND

Wood

DZ01 FLAT CUT WALNUT

DZ02 RIFT CUT OAK

5. Frame Finish

Powder Coat

BL BLUE

BM BLACK MATTE

CP CHAMPAGNE

DB DARK BRONZE

DG DARK GRAY

DP DUSTY PINK

DS DARK SAGE

LG LIGHT GRAY

Other

CH CHROME

LL LILAC GRAY

LP LIGHT PISTACHIO

LR LIPSTICK RED

MB MIDNIGHT BLUE

MG MEADOW GREEN

MK MILK

MS METALLIC SILVER

NK NICKEL

OC OCHRE

PY PALE YELLOW

RO RED ORANGE

RR RUSTY RED

SB SOFT BLUE

SD SAND

TC TERRACOTTA

TP TAUPE

6. Options

CONTRASTING THREAD








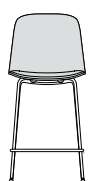


CT unavailable on Seat Pads (Styles 20 or 60)

7. Upholstery

See general information section for details on textile program and COM/COL information.

Verve

STOOL: COUNTER FOUR LEG

								COM	COL	Textile Upholstery Grades														Leather Upholstery Grades				
TITLE		SHELL/UPHOLSTERY	SERIES	FRAME	ARM	UPH	DIMENSIONS	YDG	SQFT	COM	A	B	C	D	E	F	G	H	I	J	K	L	M	W	X	Y	E1	E2
Stool, Four Leg Counter	 	Plastic Shell	VR	90	1	10	18.7W x 21.8D x 40.8H	-	-	738	-	-	-	-	-	-	-	-	-	-	-	-	-	-	-	-	-	-
		Wood Shell	VR	90	1	50	18.7W x 21.8D x 40.8H	-	-	1,534	-	-	-	-	-	-	-	-	-	-	-	-	-	-	-	-	-	-
Stool, Four Leg Counter	 	Plastic Shell, Seat Pad	VR	90	1	20	18.7W x 21.8D x 40.8H	0.4	7	918	949	966	984	1,000	1,018	1,039	1,054	1,077	1,106	1,141	1,176	1,209	1,242	1,092	1,123	1,287	1,324	1,459
		Wood Shell, Seat Pad	VR	90	1	60	18.7W x 21.8D x 40.8H	0.4	7	1,715	1,746	1,763	1,781	1,797	1,815	1,836	1,851	1,874	1,903	1,938	1,973	2,006	2,039	1,889	1,920	2,084	2,121	2,256
Stool, Four Leg Counter	 	Plastic Shell, Loose Seat Pad	VR	90	1	25	18.7W x 21.8D x 40.8H	0.5	7	960	991	1,009	1,024	1,043	1,059	1,079	1,096	1,119	1,148	1,183	1,217	1,250	1,284	1,133	1,164	1,328	1,365	1,501
		Wood Shell, Loose Seat Pad	VR	90	1	65	18.7W x 21.8D x 40.8H	0.5	7	1,756	1,787	1,805	1,820	1,839	1,855	1,875	1,892	1,915	1,944	1,979	2,013	2,046	2,080	1,929	1,960	2,124	2,161	2,297
Stool, Four Leg Counter	 	Plastic Shell, Upholstered Liner	VR	90	1	30	19.6W x 22.7D x 41.3H	0.8	11	1,057	1,120	1,153	1,186	1,222	1,256	1,292	1,331	1,374	1,431	1,500	1,568	1,636	1,705	1,341	1,398	1,667	1,728	1,951
Stool, Four Leg Counter	 	Fully Upholstered	VR	90	1	40	19.6W x 22.7D x 41.3H	1.4	0	1,153	1,263	1,323	1,381	1,442	1,500	1,568	1,632	1,708	1,809	1,930	2,049	2,167	2,287	-	-	-	-	-

To Order Select Below

1. Series/Style/Arm



VR901

Verve Stool Four Leg Counter

2. Upholstery



10 PLASTIC SHELL

20 PLASTIC SHELL, SEAT PAD

25 PLASTIC SHELL, LOOSE SEAT PAD

30 PLASTIC SHELL, UPHOLSTERED LINER

40 FULLY UPHOLSTERED

50 WOOD SHELL

60 WOOD SHELL, SEAT PAD

65 WOOD SHELL, LOOSE SEAT PAD

3. Glide



PG PLASTIC GLIDES

FG PLASTIC GLIDES WITH FELT PADS

4. Shell Finish



01 BLACK MATTE

02 MILK

03 LIGHT GRAY

06 RED

10 NAVY

12 DARK GRAY

15 PALE YELLOW

16 DUSTY PINK

17 MEADOW GREEN

18 SOFT BLUE

19 SAND



DZ01 FLAT CUT WALNUT

DZ02 RIFT CUT OAK

5. Frame Finish



BL BLUE

BM BLACK MATTE

CP CHAMPAGNE

DB DARK BRONZE

DG DARK GRAY

DP DUSTY PINK

DS DARK SAGE

LG LIGHT GRAY



CH CHROME

LL LILAC GRAY

LP LIGHT PISTACHIO

LR LIPSTICK RED

MB MIDNIGHT BLUE

MG MEADOW GREEN

MK MILK

MS METALLIC SILVER

NK NICKEL

OC OCHRE

PY PALE YELLOW

RO RED ORANGE

RR RUSTY RED

SB SOFT BLUE

SD SAND

TC TERRACOTTA

TP TAUPE

6. Options



CT CONTRASTING THREAD

CT unavailable on Seat Pads (Styles 20 or 60)

7. Upholstery



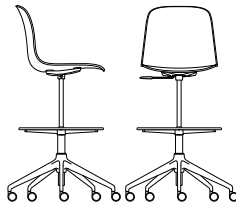


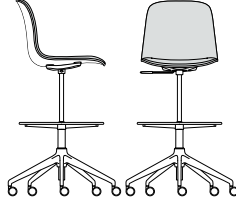
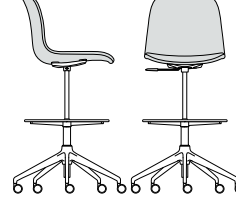
See general information section for details on textile program and COM/COL information.

26

+82

Verve

STOOL: BAR FIVE BLADE

										Textile Upholstery Grades														Leather Upholstery Grades				
								COM	COL																			
TITLE		SHELL/UPHOLSTERY	SERIES	FRAME	ARM	UPH	DIMENSIONS	YDG	SQFT	COM	A	B	C	D	E	F	G	H	I	J	K	L	M	W	X	Y	E1	E2
Stool, Five Blade Bar		Plastic Shell	VR	35	1	10	29W x 29D x 38.5 -48.5H	-	-	813	-	-	-	-	-	-	-	-	-	-	-	-	-	-	-	-	-	-
		Wood Shell	VR	35	1	50	29W x 29D x 38.5 -48.5H	-	-	1,609	-	-	-	-	-	-	-	-	-	-	-	-	-	-	-	-	-	-
Stool, Five Blade Bar		Plastic Shell, Seat Pad	VR	35	1	20	29W x 29D x 38.5 -48.5H	0.4	7	993	1,024	1,041	1,059	1,075	1,093	1,114	1,129	1,152	1,181	1,216	1,251	1,284	1,317	1,167	1,198	1,362	1,399	1,534
		Wood Shell, Seat Pad	VR	35	1	60	29W x 29D x 38.5 -48.5H	0.4	7	1,790	1,821	1,838	1,856	1,872	1,890	1,911	1,926	1,949	1,978	2,013	2,048	2,081	2,114	1,964	1,995	2,159	2,196	2,331
Stool, Five Blade Bar		Plastic Shell, Loose Seat Pad	VR	35	1	25	29W x 29D x 38.5 -48.5H	0.5	7	1,035	1,066	1,084	1,099	1,118	1,134	1,154	1,171	1,194	1,223	1,258	1,292	1,325	1,359	1,208	1,239	1,403	1,440	1,576
		Wood Shell, Loose Seat Pad	VR	35	1	65	29W x 29D x 38.5 -48.5H	0.5	7	1,831	1,862	1,880	1,895	1,914	1,930	1,950	1,967	1,990	2,019	2,054	2,088	2,121	2,155	2,004	2,035	2,199	2,236	2,372
Stool, Five Blade Bar		Plastic Shell, Upholstered Liner	VR	35	1	30	29W x 29D x 39.5 -49.0H	0.8	11	1,132	1,195	1,228	1,261	1,297	1,331	1,367	1,406	1,449	1,506	1,575	1,643	1,711	1,780	1,416	1,473	1,742	1,803	2,026
Stool, Five Blade Bar		Fully Upholstered	VR	35	1	40	29W x 29D x 39.5 -49.0H	1.4	0	1,228	1,338	1,398	1,456	1,517	1,575	1,643	1,707	1,783	1,884	2,005	2,124	2,242	2,362	-	-	-	-	-

To Order Select Below

1. Series/Style/Arm

VR351

Verve Stool Five Blade Bar

2. Upholstery

10 PLASTIC SHELL

20 PLASTIC SHELL, SEAT PAD

25 PLASTIC SHELL, LOOSE SEAT PAD

30 PLASTIC SHELL, UPHOLSTERED LINER

40 FULLY UPHOLSTERED

50 WOOD SHELL

60 WOOD SHELL, SEAT PAD

65 WOOD SHELL, LOOSE SEAT PAD

3. Height

H BAR HEIGHT

4. Caster or Glide

C1 HARD, BLACK

C2 HARD, MILK WITH LIGHT GRAY TIRE

C3 HARD, LIGHT GRAY

CS1 SOFT, BLACK +44

CS2 SOFT, MILK WITH LIGHT GRAY TIRE +44

CS3 SOFT, LIGHT GRAY +44

Glide

PG PLASTIC GLIDES

FG PLASTIC GLIDES WITH FELT PADS

5. Shell Finish

01 BLACK MATTE

02 MILK

03 LIGHT GRAY

06 RED

10 NAVY

12 DARK GRAY

15 PALE YELLOW

16 DUSTY PINK

17 MEADOW GREEN

18 SOFT BLUE

19 SAND

Wood

DZ01 FLAT CUT WALNUT

DZ02 RIFT CUT OAK

6. Frame Finish

BL BLUE

BM BLACK MATTE

CP CHAMPAGNE

DB DARK BRONZE

DG DARK GRAY

DP DUSTY PINK

DS DARK SAGE

LG LIGHT GRAY

Powder Coat +55

LL LILAC GRAY

LP LIGHT PISTACHIO

LR LIPSTICK RED

MB MIDNIGHT BLUE

MG MEADOW GREEN

MK MILK

MS METALLIC SILVER

NK NICKEL

Other

AL POLISHED ALUMINUM

7. Options

CT CONTRASTING THREAD




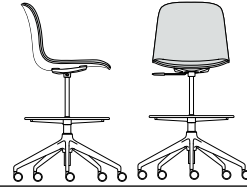

CT unavailable on Seat Pads (Styles 20 or 60)

8. Upholstery

See general information section for details on textile program and COM/COL information.

Cylinder and lever handles match caster color selected. On chairs with glides, cylinders and lever handles are black, unless Milk or Light Gray is the selected frame color. Exception: Polished Aluminum frames will ship with chrome cylinders.

27

								COM	COL	Textile Upholstery Grades														Leather Upholstery Grades				
		SHELL/UPHOLSTERY	SERIES	FRAME	ARM	UPH	DIMENSIONS	YDG	SQFT	COM	A	B	C	D	E	F	G	H	I	J	K	L	M	W	X	Y	E1	E2
Stool, Five Blade Counter		Plastic Shell	VR	35	1	10	29W x 29D x 36.0 -43.7H	-	-	813	-	-	-	-	-	-	-	-	-	-	-	-	-	-	-	-	-	-
		Wood Shell	VR	35	1	50	29W x 29D x 36.0 -43.7H	-	-	1,609	-	-	-	-	-	-	-	-	-	-	-	-	-	-	-	-	-	-
Stool, Five Blade Counter		Plastic Shell, Seat Pad	VR	35	1	20	29W x 29D x 36.0 -43.7H	0.4	7	993	1,024	1,041	1,059	1,075	1,093	1,114	1,129	1,152	1,181	1,216	1,251	1,284	1,317	1,167	1,198	1,362	1,399	1,534
		Wood Shell, Seat Pad	VR	35	1	60	29W x 29D x 36.0 -43.7H	0.4	7	1,790	1,821	1,838	1,856	1,872	1,890	1,911	1,926	1,949	1,978	2,013	2,048	2,081	2,114	1,964	1,995	2,159	2,196	2,331
Stool, Five Blade Counter		Plastic Shell, Loose Seat Pad	VR	35	1	25	29W x 29D x 36.0 -43.7H	0.5	7	1,035	1,066	1,084	1,099	1,118	1,134	1,154	1,171	1,194	1,223	1,258	1,292	1,325	1,359	1,208	1,239	1,403	1,440	1,576
		Wood Shell, Loose Seat Pad	VR	35	1	65	29W x 29D x 36.0 -43.7H	0.5	7	1,831	1,862	1,880	1,895	1,914	1,930	1,950	1,967	1,990	2,019	2,054	2,088	2,121	2,155	2,004	2,035	2,199	2,236	2,372
Stool, Five Blade Counter		Plastic Shell, Upholstered Liner	VR	35	1	30	29W x 29D x 36.5 -44.2H	0.8	11	1,132	1,195	1,228	1,261	1,297	1,331	1,367	1,406	1,449	1,506	1,575	1,643	1,711	1,780	1,416	1,473	1,742	1,803	2,026
Stool, Five Blade Counter		Fully Upholstered	VR	35	1	40	29W x 29D x 36.5 -44.2H	1.4	0	1,228	1,338	1,398	1,456	1,517	1,575	1,643	1,707	1,783	1,884	2,005	2,124	2,242	2,362	-	-	-	-	-

To Order Select Below

1. Series/Style/Arm

VR351

Verve Stool Five Blade Counter

2. Upholstery

10 PLASTIC SHELL

20 PLASTIC SHELL, SEAT PAD

25 PLASTIC SHELL, LOOSE SEAT PAD

30 PLASTIC SHELL, UPHOLSTERED LINER

40 FULLY UPHOLSTERED

50 WOOD SHELL

60 WOOD SHELL, SEAT PAD

65 WOOD SHELL, LOOSE SEAT PAD

3. Height

M COUNTER HEIGHT

4. Caster or Glide

C1 HARD, BLACK

C2 HARD, MILK WITH LIGHT GRAY TIRE

C3 HARD, LIGHT GRAY

CS1 SOFT, BLACK +44

CS2 SOFT, MILK WITH LIGHT GRAY TIRE +44

CS3 SOFT, LIGHT GRAY +44

Glide

PG PLASTIC GLIDES

FG PLASTIC GLIDES WITH FELT PADS

5. Shell Finish

01 BLACK MATTE

02 MILK

03 LIGHT GRAY

06 RED

10 NAVY

12 DARK GRAY

15 PALE YELLOW

16 DUSTY PINK

17 MEADOW GREEN

18 SOFT BLUE

19 SAND

Wood

DZ01 FLAT CUT WALNUT

DZ02 RIFT CUT OAK

6. Frame Finish

BL BLUE

BM BLACK MATTE

CP CHAMPAGNE

DB DARK BRONZE

DG DARK GRAY

DP DUSTY PINK

DS DARK SAGE

LG LIGHT GRAY

Powder Coat +55

LL LILAC GRAY

LP LIGHT PISTACHIO

LR LIPSTICK RED

MB MIDNIGHT BLUE

MG MEADOW GREEN

MK MILK

MS METALLIC SILVER

NK NICKEL

Other

AL POLISHED ALUMINUM

7. Options



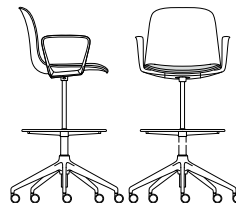
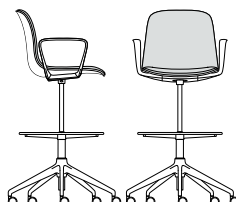
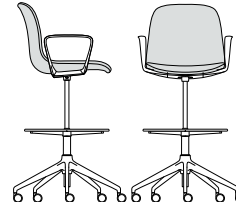
CT CONTRASTING THREAD

CT unavailable on Seat Pads (Styles 20 or 60)

8. Upholstery

See general information section for details on textile program and COM/COL information.

Cylinder and lever handles match caster color selected. On chairs with glides, cylinders and lever handles are black, unless Milk or Light Gray is the selected frame color. Exception: Polished Aluminum frames will ship with chrome cylinders.

								COM	COL	Textile Upholstery Grades														Leather Upholstery Grades				
TITLE		SHELL/UPHOLSTERY	SERIES	FRAME	ARM	UPH	DIMENSIONS	YDG	SQFT	COM	A	B	C	D	E	F	G	H	I	J	K	L	M	W	X	Y	E1	E2
Stool, Five Blade Bar, Arm		Plastic Shell	VR	35	2	10	29W x 29D x 38.5 -48.5H	-	-	986	-	-	-	-	-	-	-	-	-	-	-	-	-	-	-	-	-	-
		Wood Shell	VR	35	2	50	29W x 29D x 38.5 -48.5H	-	-	1,782	-	-	-	-	-	-	-	-	-	-	-	-	-	-	-	-	-	-
Stool, Five Blade Bar, Arm		Plastic Shell, Seat Pad	VR	35	2	20	29W x 29D x 38.5 -48.5H	0.4	7	1,166	1,197	1,214	1,232	1,248	1,266	1,287	1,302	1,325	1,354	1,389	1,424	1,457	1,490	1,340	1,371	1,535	1,572	1,707
		Wood Shell, Seat Pad	VR	35	2	60	29W x 29D x 38.5 -48.5H	0.4	7	1,963	1,994	2,011	2,029	2,045	2,063	2,084	2,099	2,122	2,151	2,186	2,221	2,254	2,287	2,137	2,168	2,332	2,369	2,504
Stool, Five Blade Bar, Arm		Plastic Shell, Loose Seat Pad	VR	35	2	25	29W x 29D x 38.5 -48.5H	0.5	7	1,208	1,239	1,257	1,272	1,291	1,307	1,327	1,344	1,367	1,396	1,431	1,465	1,498	1,532	1,381	1,412	1,576	1,613	1,749
		Wood Shell, Loose Seat Pad	VR	35	2	65	29W x 29D x 38.5 -48.5H	0.5	7	2,004	2,035	2,053	2,068	2,087	2,103	2,123	2,140	2,163	2,192	2,227	2,261	2,294	2,328	2,177	2,208	2,372	2,409	2,545
Stool, Five Blade Bar, Arm		Plastic Shell, Upholstered Liner	VR	35	2	30	29W x 29D x 39.5 -49.0H	0.8	11	1,305	1,368	1,401	1,434	1,470	1,504	1,540	1,579	1,622	1,679	1,748	1,816	1,884	1,953	1,589	1,646	1,915	1,976	2,199
Stool, Five Blade Bar, Arm		Fully Upholstered	VR	35	2	40	29W x 29D x 39.5 -49.0H	1.4	0	1,401	1,511	1,571	1,629	1,690	1,748	1,816	1,880	1,956	2,057	2,178	2,297	2,415	2,535	-	-	-	-	-

To Order Select Below

1. Series/Style/Arm

VR352

Verve Stool Five Blade Bar, Arm

2. Upholstery

10

20

25

30

40

50

60

65

PLASTIC SHELL

PLASTIC SHELL, SEAT PAD

PLASTIC SHELL, LOOSE SEAT PAD

PLASTIC SHELL, UPHOLSTERED LINER

FULLY UPHOLSTERED

WOOD SHELL

WOOD SHELL, SEAT PAD

WOOD SHELL, LOOSE SEAT PAD

3. Height

H

BAR

HEIGHT

4. Caster or Glide

C1

C2

C3

CS1

CS2

CS3

PG

FG

HARD, BLACK

HARD, MILK WITH LIGHT GRAY TIRE

HARD, LIGHT GRAY

SOFT, BLACK

SOFT, MILK WITH LIGHT GRAY TIRE

SOFT, LIGHT GRAY

Glide

PLASTIC GLIDES

PLASTIC GLIDES WITH FELT PADS

5. Shell Finish

01

02

03

06

10

12

15

16

17

18

19

BLACK MATTE

MILK

LIGHT GRAY

RED

NAVY

DARK GRAY

PALE YELLOW

DUSTY PINK

MEADOW GREEN

SOFT BLUE

SAND

Plastic

Wood

6. Frame Finish

BL

BM

CP

DB

DG

DP

DS

LG

AL

BLUE

BLACK MATTE

CHAMPAGNE

DARK BRONZE

DARK GRAY

DUSTY PINK

DARK SAGE

LIGHT GRAY

Polished Aluminum

Powder Coat +68

LL

LP

LR

MB

MG

MK

MS

NK

LILAC GRAY

LIGHT PISTACHIO

LIPSTICK RED

MIDNIGHT BLUE

MEADOW GREEN

MILK

METALLIC SILVER

NICKEL

Other

OC

PY

RO

RR

SB

SD

TC

TP

OCHRE

PALE YELLOW

RED ORANGE

RUSTY RED

SOFT BLUE

SAND

TERRACOTTA

TAUPE

7. Options

CT

CONTRASTING

THREAD

CT unavailable on Seat Pads (Styles 20 or 60)


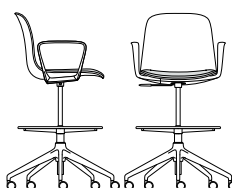



8. Upholstery

See general information section for details on textile program and COM/COL information.

Cylinder and lever handles match caster color selected. On chairs with glides, cylinders and lever handles are black, unless Milk or Light Gray is the selected frame color. Exception: Polished Aluminum frames will ship with chrome cylinders.

Verve

STOOL: COUNTER FIVE BLADE, ARM

								COM	COL	Textile Upholstery Grades														Leather Upholstery Grades				
		SHELL/UPHOLSTERY	SERIES	FRAME	ARM	UPH	DIMENSIONS	YDG	SQFT	COM	A	B	C	D	E	F	G	H	I	J	K	L	M	W	X	Y	E1	E2
Stool, Five Blade Counter, Arm		Plastic Shell	VR	35	2	10	29W x 29D x 36.0 -43.7H	-	-	986	-	-	-	-	-	-	-	-	-	-	-	-	-	-	-	-	-	-
		Wood Shell	VR	35	2	50	29W x 29D x 36.0 -43.7H	-	-	1,782	-	-	-	-	-	-	-	-	-	-	-	-	-	-	-	-	-	-
Stool, Five Blade Counter, Arm		Plastic Shell, Seat Pad	VR	35	2	20	29W x 29D x 36.0 -43.7H	0.4	7	1,166	1,197	1,214	1,232	1,248	1,266	1,287	1,302	1,325	1,354	1,389	1,424	1,457	1,490	1,340	1,371	1,535	1,572	1,707
		Wood Shell, Seat Pad	VR	35	2	60	29W x 29D x 36.0 -43.7H	0.4	7	1,963	1,994	2,011	2,029	2,045	2,063	2,084	2,099	2,122	2,151	2,186	2,221	2,254	2,287	2,137	2,168	2,332	2,369	2,504
Stool, Five Blade Counter, Arm		Plastic Shell, Loose Seat Pad	VR	35	2	25	29W x 29D x 36.0 -43.7H	0.5	7	1,208	1,239	1,257	1,272	1,291	1,307	1,327	1,344	1,367	1,396	1,431	1,465	1,498	1,532	1,381	1,412	1,576	1,613	1,749
		Wood Shell, Loose Seat Pad	VR	35	2	65	29W x 29D x 36.0 -43.7H	0.5	7	2,004	2,035	2,053	2,068	2,087	2,103	2,123	2,140	2,163	2,192	2,227	2,261	2,294	2,328	2,177	2,208	2,372	2,409	2,545
Stool, Five Blade Counter, Arm		Plastic Shell, Upholstered Liner	VR	35	2	30	29W x 29D x 36.5 -44.2H	0.8	11	1,305	1,368	1,401	1,434	1,470	1,504	1,540	1,579	1,622	1,679	1,748	1,816	1,884	1,953	1,589	1,646	1,915	1,976	2,199
Stool, Five Blade Counter, Arm		Fully Upholstered	VR	35	2	40	29W x 29D x 36.5 -44.2H	1.4	0	1,401	1,511	1,571	1,629	1,690	1,748	1,816	1,880	1,956	2,057	2,178	2,297	2,415	2,535	-	-	-	-	-

To Order Select Below

1. Series/Style/Arm

VR352

Verve Stool
Five Blade Counter,
Arm

2. Upholstery

10

20

25

30

40

50

60

65

PLASTIC SHELL

PLASTIC SHELL,
SEAT PAD

PLASTIC SHELL,
LOOSE SEAT PAD

PLASTIC SHELL,
UPHOLSTERED LINER

FULLY UPHOLSTERED

WOOD SHELL

WOOD SHELL,
SEAT PAD

WOOD SHELL,
LOOSE SEAT PAD

3. Height

M

COUNTER
HEIGHT

4. Caster or Glide

C1

C2

C3

CS1

CS2

CS3

HARD, BLACK

HARD, MILK WITH LIGHT GRAY TIRE

HARD, LIGHT GRAY

SOFT, BLACK

SOFT, MILK WITH LIGHT GRAY TIRE

SOFT, LIGHT GRAY

+44

+44

+44

PG

FG

PLASTIC GLIDES

PLASTIC GLIDES WITH FELT PADS

5. Shell Finish

01

02

03

06

10

12

15

16

17

18

19

BLACK MATTE

MILK

LIGHT GRAY

RED

NAVY

DARK GRAY

PALE YELLOW

DUSTY PINK

MEADOW GREEN

SOFT BLUE

SAND

DZ01

DZ02

FLAT CUT WALNUT

RIFT CUT OAK

6. Frame Finish

BL

BM

CP

DB

DG

DP

DS

LG

BLUE

BLACK MATTE

CHAMPAGNE

DARK BRONZE

DARK GRAY

DUSTY PINK

DARK SAGE

LIGHT GRAY

LL

LP

LR

MB

MG

MK

MS

NK

LILAC GRAY

LIGHT PISTACHIO

LIPSTICK RED

MIDNIGHT BLUE

MEADOW GREEN

MILK

METALLIC SILVER

NICKEL

OC

PY

RO

RR

SB

SD

TC

TP

OCHRE

PALE YELLOW

RED ORANGE

RUSTY RED

SOFT BLUE

SAND

TERRACOTTA

TAUPE

AL

Other

POLISHED ALUMINUM

7. Options

CT

CONTRASTING
THREAD

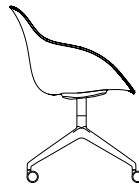
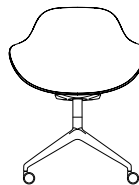
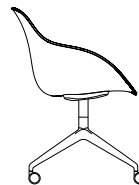
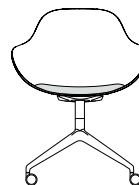
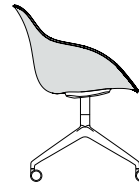
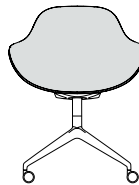
CT unavailable on Seat
Pads (Styles 20 or 60)

8. Upholstery

See general
information
section for
details on
textile program
and COM/COL
information.

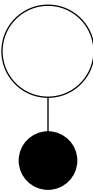
Cylinder and lever handles match caster color selected. On chairs with glides, cylinders and lever handles are black, unless Milk or Light Gray is the selected frame color. Exception: Polished Aluminum frames will ship with chrome cylinders.

30

								COM	COL	Textile Upholstery Grades														Leather Upholstery Grades						
TITLE		SHELL/UPHOLSTERY		SERIES	FRAME	ARM	UPH	DIMENSIONS		YDG	SQFT	COM	A	B	C	D	E	F	G	H	I	J	K	L	M	W	X	Y	E1	E2
Bucket, Four Blade Swivel			Bucket Shell	VR	30	1	70	25W x 23D x 33H		-	-	723	-	-	-	-	-	-	-	-	-	-	-	-	-	-	-	-	-	-
			Bucket Shell, Seat Pad	VR	30	1	80	25W x 23D x 33H		0.6	9	903	934	951	969	985	1,003	1,024	1,039	1,062	1,091	1,126	1,161	1,194	1,227	-	-	-	-	-
Bucket, Four Blade Swivel			Fully Upholstered Bucket	VR	30	1	90	25W x 23.5D x 33.2H		2.8	0	978	1,136	1,220	1,302	1,391	1,474	1,572	1,661	1,773	1,916	2,090	2,260	2,429	2,598	-	-	-	-	-

To Order Select Below

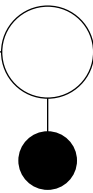
1. Series/Style/Arm



VR301

Verve
Bucket,
Four Blade Swivel

2. Upholstery



70

PLASTIC SHELL

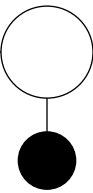
80

PLASTIC SHELL, SEAT PAD

90

FULLY UPHOLSTERED

3. Caster or Glide



Caster

C1

HARD, BLACK

C2

HARD, MILK WITH LIGHT GRAY TIRE

C3

HARD, LIGHT GRAY

CS1

SOFT, BLACK

+44

CS2

SOFT, MILK WITH LIGHT GRAY TIRE

+44

CS3

SOFT, LIGHT GRAY

+44



Glide

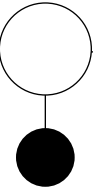
PG

PLASTIC GLIDES

FG

PLASTIC GLIDES WITH FELT PADS

4. Shell Finish



Plastic

01

BLACK MATTE

02

MILK

03

LIGHT GRAY

12

DARK GRAY

17

MEADOW GREEN

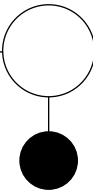
18

SOFT BLUE

19

SAND

5. Frame Finish



Powder Coat +55

BL

BLUE

BM

BLACK MATTE

CP

CHAMPAGNE

DB

DARK BRONZE

DG

DARK GRAY

DP

DUSTY PINK

DS

DARK SAGE

LG

LIGHT GRAY

LL

LILAC GRAY

LP

LIGHT PISTACHIO

LR

LIPSTICK RED

MB

MIDNIGHT BLUE

MG

MEADOW GREEN

MK

MILK

MS

METALLIC SILVER

NK

NICKEL

OC

OCHRE

PY

PALE YELLOW

RO

RED ORANGE

RR

RUSTY RED

SB

SOFT BLUE

SD

SAND

TC

TERRACOTTA

TP

TAUPE

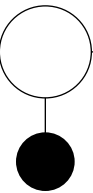


Other

AL

POLISHED ALUMINUM

6. Options

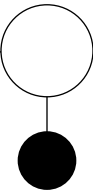


CT

CONTRASTING
THREAD

CT unavailable on Seat
Pads (Styles 20 or 60)

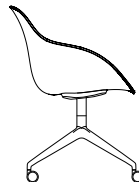

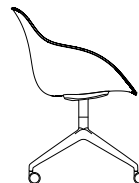

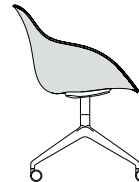

7. Upholstery



See general information section for details on textile program and COM/COL information.

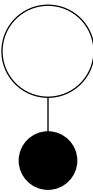
Verve

BUCKET: FOUR BLADE FIXED

								COM	COL	Textile Upholstery Grades														Leather Upholstery Grades						
TITLE		SHELL/UPHOLSTERY		SERIES	FRAME	ARM	UPH	DIMENSIONS		YDG	SQFT	COM	A	B	C	D	E	F	G	H	I	J	K	L	M	W	X	Y	E1	E2
Bucket, Four Blade Fixed			Bucket Shell	VR	31	1	70	25W x 23D x 33H		-	-	656	-	-	-	-	-	-	-	-	-	-	-	-	-	-	-	-	-	-
			Bucket Shell, Seat Pad	VR	31	1	80	25W x 23D x 33H		0.6	9	836	867	884	902	918	936	957	972	995	1,024	1,059	1,094	1,127	1,160	-	-	-	-	-
Bucket, Four Blade Fixed			Fully Upholstered Bucket	VR	31	1	90	25W x 23.5D x 33.2H		2.8	-	911	1,069	1,153	1,235	1,324	1,407	1,505	1,594	1,706	1,849	2,023	2,193	2,362	2,531					

To Order Select Below

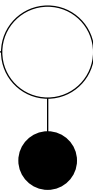
1. Series/Style/Arm



VR311

Verve
Bucket,
Four Blade Fixed

2. Upholstery



70

PLASTIC SHELL

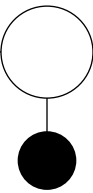
80

PLASTIC SHELL, SEAT PAD

90

FULLY UPHOLSTERED

3. Caster or Glide



Caster

C1

HARD, BLACK

C2

HARD, MILK WITH LIGHT GRAY TIRE

C3

HARD, LIGHT GRAY

CS1

SOFT, BLACK

+44

CS2

SOFT, MILK WITH LIGHT GRAY TIRE

+44

CS3

SOFT, LIGHT GRAY

+44



Glide

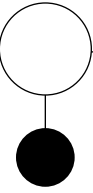
PG

PLASTIC GLIDES

FG

PLASTIC GLIDES WITH FELT PADS

4. Shell Finish



Plastic

01

BLACK MATTE

02

MILK

03

LIGHT GRAY

12

DARK GRAY

17

MEADOW GREEN

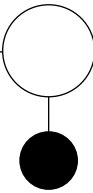
18

SOFT BLUE

19

SAND

5. Frame Finish



Powder Coat +55

BL

BLUE

LL

LILAC GRAY

OC

OCHRE

BM

BLACK MATTE

LP

LIGHT PISTACHIO

PY

PALE YELLOW

CP

CHAMPAGNE

LR

LIPSTICK RED

RO

RED ORANGE

DB

DARK BRONZE

MB

MIDNIGHT BLUE

RR

RUSTY RED

DG

DARK GRAY

MG

MEADOW GREEN

SB

SOFT BLUE

DP

DUSTY PINK

MK

MILK

SD

SAND

DS

DARK SAGE

MS

METALLIC SILVER

TC

TERRACOTTA

LG

LIGHT GRAY

NK

NICKEL

TP

TAUPE

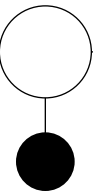


Other

AL

POLISHED ALUMINUM

6. Options



CT

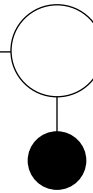
CONTRASTING

CT

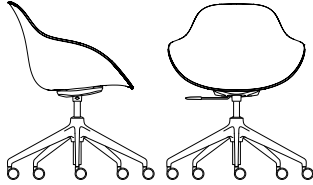
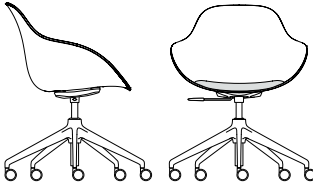
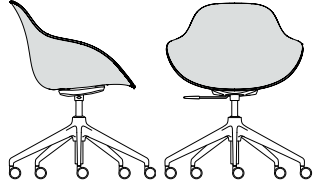
THREAD

CT unavailable on Seat
Pads (Styles 20 or 60)

7. Upholstery



See general
information
section for
details on
textile program
and COM/COL
information.

								COM		COL	Textile Upholstery Grades													Leather Upholstery Grades				
TITLE		SHELL/UPHOLSTERY	SERIES	FRAME	ARM	UPH	DIMENSIONS	YDG	SQFT	COM	A	B	C	D	E	F	G	H	I	J	K	L	M	W	X	Y	E1	E2
Bucket, Five Blade		Bucket Shell	VR	35	1	70	29W x 29D x 30.6 - 35.9H	-	-	724	-	-	-	-	-	-	-	-	-	-	-	-	-	-	-	-	-	-
Bucket, Five Blade		Bucket Shell, Seat Pad	VR	35	1	80	29W x 29D x 30.6 - 35.9H	0.6	9	904	935	952	970	986	1,004	1,025	1,040	1,063	1,092	1,127	1,162	1,195	1,228	-	-	-	-	-
Bucket, Five Blade		Fully Upholstered Bucket	VR	35	1	90	29W x 29D x 30.9 - 36.2H	2.8	-	979	1,137	1,221	1,303	1,392	1,475	1,573	1,662	1,774	1,917	2,091	2,261	2,430	2,599					

To Order Select Below

1. Series/Style/Arm

VR351

Verve Bucket, Five Blade

2. Upholstery

70 PLASTIC SHELL

80 PLASTIC SHELL, SEAT PAD

90 FULLY UPHOLSTERED

3. Caster or Glide

Caster

C1 HARD, BLACK

C2 HARD, MILK WITH LIGHT GRAY TIRE

C3 HARD, LIGHT GRAY

CS1 SOFT, BLACK +44

CS2 SOFT, MILK WITH LIGHT GRAY TIRE +44

CS3 SOFT, LIGHT GRAY +44

Glide

PG PLASTIC GLIDES

FG PLASTIC GLIDES WITH FELT PADS

4. Shell Finish

Plastic

01 BLACK MATTE

02 MILK

03 LIGHT GRAY

12 DARK GRAY

17 MEADOW GREEN

18 SOFT BLUE

19 SAND

5. Frame Finish

Powder Coat +55

BL BLUE

BM BLACK MATTE

CP CHAMPAGNE

DB DARK BRONZE

DG DARK GRAY

DP DUSTY PINK

DS DARK SAGE

LG LIGHT GRAY

LL LILAC GRAY

LP LIGHT PISTACHIO

LR LIPSTICK RED

MB MIDNIGHT BLUE

MG MEADOW GREEN

MK MILK

MS METALLIC SILVER

NK NICKEL

OC OCHRE

PY PALE YELLOW

RO RED ORANGE

RR RUSTY RED

SB SOFT BLUE

SD SAND

TC TERRACOTTA

TP TAUPE

Other

AL POLISHED ALUMINUM

6. Options





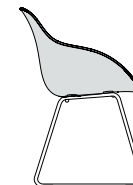

CONTRASTING THREAD

CT unavailable on Seat Pads (Styles 20 or 60)

7. Upholstery

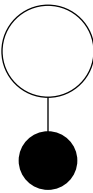
See general information section for details on textile program and COM/COL information.

Cylinder and lever handles match caster color selected. On chairs with glides, cylinders and lever handles are black, unless Milk or Light Gray is the selected frame color. Exception: Polished Aluminum frames will ship with chrome cylinders.

								COM	COL	Textile Upholstery Grades														Leather Upholstery Grades					
TITLE		SHELL/UPHOLSTERY	SERIES	FRAME	ARM	UPH	DIMENSIONS	YDG	SQFT	COM	A	B	C	D	E	F	G	H	I	J	K	L	M	W	X	Y	E1	E2	
Bucket, Sled			Bucket Shell	VR	51	1	70	25W x 23D x 30H	-	-	593	-	-	-	-	-	-	-	-	-	-	-	-	-	-	-	-	-	
			Bucket Shell, Seat Pad	VR	51	1	80	25W x 23D x 30H	0.6	9	773	804	821	839	855	873	894	909	932	961	996	1,031	1,064	1,097	-	-	-	-	-
Bucket, Sled			Fully Upholstered Bucket	VR	51	1	90	25W x 23.5D x 30.25H	2.8	-	848	1,006	1,090	1,172	1,261	1,344	1,442	1,531	1,643	1,786	1,960	2,130	2,299	2,468					

To Order Select Below

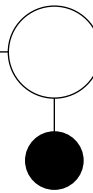
1. Series/Style/Arm



VR511

Verve
Bucket,
Sled

2. Upholstery



70

PLASTIC SHELL

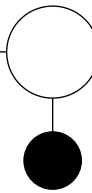
80

PLASTIC SHELL, SEAT PAD

90

FULLY UPHOLSTERED

3. Glide



Glide

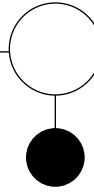
PG

PLASTIC GLIDES

FG

PLASTIC GLIDES WITH FELT PADS

4. Shell Finish



Plastic

01

BLACK MATTE

02

MILK

03

LIGHT GRAY

12

DARK GRAY

17

MEADOW GREEN

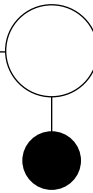
18

SOFT BLUE

19

SAND

5. Frame Finish



Powder Coat

BL

BLUE

LL

LILAC GRAY

OC

OCHRE

BM

BLACK MATTE

LP

LIGHT PISTACHIO

PY

PALE YELLOW

CP

CHAMPAGNE

LR

LIPSTICK RED

RO

RED ORANGE

DB

DARK BRONZE

MB

MIDNIGHT BLUE

RR

RUSTY RED

DG

DARK GRAY

MG

MEADOW GREEN

SB

SOFT BLUE

DP

DUSTY PINK

MK

MILK

SD

SAND

DS

DARK SAGE

MS

METALLIC SILVER

TC

TERRACOTTA

LG

LIGHT GRAY

NK

NICKEL

TP

TAUPE

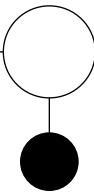


Other

CH

CHROME

6. Options



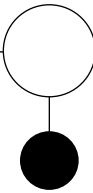
CONTRASTING

CT

THREAD

CT unavailable on Seat
Pads (Styles 20 or 60)







7. Upholstery



See general
information
section for
details on
textile program
and COM/COL
information.

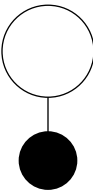
Verve

BUCKET: FOUR LEG STEEL

								COM	COL	Textile Upholstery Grades														Leather Upholstery Grades					
TITLE		SHELL/UPHOLSTERY	SERIES	FRAME	ARM	UPH	DIMENSIONS	YDG	SQFT	COM	A	B	C	D	E	F	G	H	I	J	K	L	M	W	X	Y	E1	E2	
Bucket, Four Leg Steel			Bucket Shell	VR	11	1	70	25W x 23D x 33.2H	-	-	593	-	-	-	-	-	-	-	-	-	-	-	-	-	-	-	-	-	
			Bucket Shell, Seat Pad	VR	11	1	80	25W x 23D x 33.2H	0.6	9	773	804	821	839	855	873	894	909	932	961	996	1,031	1,064	1,097	-	-	-	-	-
Bucket, Four Leg Steel			Fully Upholstered Bucket	VR	11	1	90	25W x 23.5D x 33.4H	2.8	-	848	1,006	1,090	1,172	1,261	1,344	1,442	1,531	1,643	1,786	1,960	2,130	2,299	2,468					

To Order Select Below

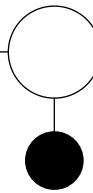
1. Series/Style/Arm



VR111

Verve
Bucket,
Four Leg Steel

2. Upholstery



70

PLASTIC SHELL

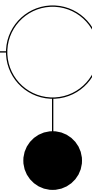
80

PLASTIC SHELL, SEAT PAD

90

FULLY UPHOLSTERED

3. Glide



Glide

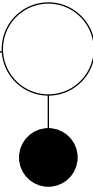
PG

PLASTIC GLIDES

FG

PLASTIC GLIDES WITH FELT PADS

4. Shell Finish



Plastic

01

BLACK MATTE

02

MILK

03

LIGHT GRAY

12

DARK GRAY

17

MEADOW GREEN

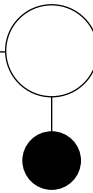
18

SOFT BLUE

19

SAND

5. Frame Finish



Powder Coat

BL

BLUE

LL

LILAC GRAY

OC

OCHRE

BM

BLACK MATTE

LP

LIGHT PISTACHIO

PY

PALE YELLOW

CP

CHAMPAGNE

LR

LIPSTICK RED

RO

RED ORANGE

DB

DARK BRONZE

MB

MIDNIGHT BLUE

RR

RUSTY RED

DG

DARK GRAY

MG

MEADOW GREEN

SB

SOFT BLUE

DP

DUSTY PINK

MK

MILK

SD

SAND

DS

DARK SAGE

MS

METALLIC SILVER

TC

TERRACOTTA

LG

LIGHT GRAY

NK

NICKEL

TP

TAUPE

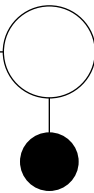


Other

CH

CHROME

6. Options



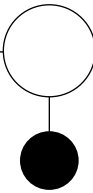
CONTRASTING

CT

THREAD

CT unavailable on Seat
Pads (Styles 20 or 60)







7. Upholstery



See general
information
section for
details on
textile program
and COM/COL
information.

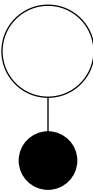
Verve

BUCKET: FOUR LEG ALUMINUM

								COM	COL	Textile Upholstery Grades													Leather Upholstery Grades						
TITLE		SHELL/UPHOLSTERY	SERIES	FRAME	ARM	UPH	DIMENSIONS	YDG	SQFT	COM	A	B	C	D	E	F	G	H	I	J	K	L	M	W	X	Y	E1	E2	
Bucket, Four Leg Aluminum			Bucket Shell	VR	12	1	70	25W x 23D x 33.2H	-	-	718	-	-	-	-	-	-	-	-	-	-	-	-	-	-	-	-	-	
			Bucket Shell, Seat Pad	VR	12	1	80	25W x 23D x 33.2H	0.6	9	898	929	946	964	980	998	1,019	1,034	1,057	1,086	1,121	1,156	1,189	1,222	-	-	-	-	-
Bucket, Four Leg Aluminum			Fully Upholstered Bucket	VR	12	1	90	25W x 23.5D x 33.4H	2.8	-	973	1,131	1,215	1,297	1,386	1,469	1,567	1,656	1,768	1,911	2,085	2,255	2,424	2,593					

To Order Select Below

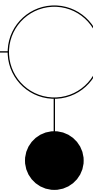
1. Series/Style/Arm



VR121

Verve
Bucket,
Four Leg Aluminum

2. Upholstery



70

PLASTIC SHELL

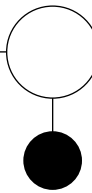
80

PLASTIC SHELL, SEAT PAD

90

FULLY UPHOLSTERED

3. Glide

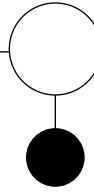


Glide

PG

PLASTIC GLIDES

4. Shell Finish



Plastic

01

BLACK MATTE

02

MILK

03

LIGHT GRAY

12

DARK GRAY

17

MEADOW GREEN

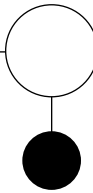
18

SOFT BLUE

19

SAND

5. Frame Finish



Powder Coat +26

BL

BLUE

LL

LILAC GRAY

OC

OCHRE

BM

BLACK MATTE

LP

LIGHT PISTACHIO

PY

PALE YELLOW

CP

CHAMPAGNE

LR

LIPSTICK RED

RO

RED ORANGE

DB

DARK BRONZE

MB

MIDNIGHT BLUE

RR

RUSTY RED

DG

DARK GRAY

MG

MEADOW GREEN

SB

SOFT BLUE

DP

DUSTY PINK

MK

MILK

SD

SAND

DS

DARK SAGE

MS

METALLIC SILVER

TC

TERRACOTTA

LG

LIGHT GRAY

NK

NICKEL

TP

TAUPE

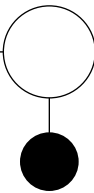


Other

AL

POLISHED ALUMINUM

6. Options



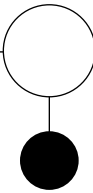
CONTRASTING

CT

THREAD

CT unavailable on Seat
Pads (Styles 20 or 60)







7. Upholstery



See general
information
section for
details on
textile program
and COM/COL
information.

Verve

BUCKET: FOUR LEG WOOD

								COM		COL		Textile Upholstery Grades													Leather Upholstery Grades				
TITLE		SHELL/UPHOLSTERY	SERIES	FRAME	ARM	UPH	DIMENSIONS	YDG	SQFT	COM	A	B	C	D	E	F	G	H	I	J	K	L	M	W	X	Y	E1	E2	
Bucket, Four Leg Wood			Bucket Shell	VR	13	1	70	25W x 23D x 33H	-	-	923	-	-	-	-	-	-	-	-	-	-	-	-	-	-	-	-	-	
Bucket, Four Leg Wood			Bucket Shell, Seat Pad	VR	13	1	80	25W x 23D x 33H	0.6	9	1,103	1,134	1,151	1,169	1,185	1,203	1,224	1,239	1,262	1,291	1,326	1,361	1,394	1,427	-	-	-	-	-
Bucket, Four Leg Wood			Fully Upholstered Bucket	VR	13	1	90	25W x 23.5D x 33.1H	2.8	-	1,178	1,336	1,420	1,502	1,591	1,674	1,772	1,861	1,973	2,116	2,290	2,460	2,629	2,798					

To Order Select Below

1. Series/Style/Arm

VR131

Verve
Bucket,
Four Leg Wood

2. Upholstery

70 PLASTIC SHELL

80 PLASTIC SHELL, SEAT PAD

90 FULLY UPHOLSTERED

3. Glide

Glide

PG PLASTIC GLIDES

FG PLASTIC GLIDES WITH FELT PADS

4. Shell Finish

Plastic

01 BLACK MATTE

02 MILK

03 LIGHT GRAY

12 DARK GRAY

17 MEADOW GREEN

18 SOFT BLUE

19 SAND

5. Frame Finish

Powder Coat

BL BLUE

BM BLACK MATTE

CP CHAMPAGNE

DB DARK BRONZE

DG DARK GRAY

DP DUSTY PINK

DS DARK SAGE

LG LIGHT GRAY

LL LILAC GRAY

LP LIGHT PISTACHIO

LR LIPSTICK RED

MB MIDNIGHT BLUE

MG MEADOW GREEN

MK MILK

MS METALLIC SILVER

NK NICKEL

OC OCHRE

PY PALE YELLOW

RO RED ORANGE

RR RUSTY RED

SB SOFT BLUE

SD SAND

TC TERRACOTTA

TP TAUPE

Other

AL POLISHED ALUMINUM

6. Wood Finishes

Leg Finishes

81 WHITE OAK

83 NATURAL MAPLE

85 WALNUT +71

87 OPAQUE BLACK +71

7 & 8. Options & Upholstery

CONTRASTING
CT THREAD

CT unavailable on Seat
Pads (Styles 20 or 60)

See general
information
section for
details on
textile program
and COM/COL
information.