

stylex

Verve

PRICE LIST
Effective June 10, 2024

General Information

STYLEX PRICE LIST

GENERAL INFORMATION

Terms

Net 30 days from date of invoice,
F. O. B . Delanco, New Jersey.

Damaged Shipments

All Stylex products are carefully inspected before they are packed in sturdy cartons designed to satisfy shipping requirements. Stylex is not responsible for damage in shipment. The transportation company assumes responsibility for delivering products to you in good condition when the bill of lading is signed. You protect yourself by refusing shipments showing damage or shortage until transportation company has noted on the delivery sheet the extent of damage or shortage. Concealed damage should be reported to the carrier as soon as discovered, but no later than 5 days after receiving shipment.

Return/Restocking Policy

Return shipments will not be accepted unless specifically authorized by Stylex in writing. The Return Authorization number should be clearly marked on the carton. The customer returning Stylex products is responsible for return shipping costs. Merchandise must be returned unused. Returned merchandise is subject to a 35% restocking fee.

Custom Products

Modifications to standard products will be considered for large runs. Contact factory for price quotations.

Design Changes

In keeping with modern manufacturing advances, Stylex reserves the right to incorporate minor modifications and design changes in products without notice.

Cancellation/Change Order Policy

Regarding requests for order cancellation and/or order modification, please be advised that no charges will be applied before production, unless inventory has been specifically requisitioned to fulfill your order. Once orders proceed to the production phase, they cannot be altered or canceled under any circumstances. All requests for order cancellations or order changes must be submitted in writing and will only be considered valid upon approval by Stylex.

WARRANTY

Except as provided below, Stylex warrants exclusively to the original Purchaser of our product that all parts, under normal use and service, will be free from defects in workmanship and material for a period of ten (10) years from the date of purchase. "Normal use and service" means that the product will be used in a typical office environment for 40-45 hours per week.

This warranty is subject to the following limitations, exclusions and provisions:

Limitations involving materials and components:

Wood components of plywood stacking chairs
(such as Brooks and Welcome)
5 years

Upholstery

(including mesh used for Click, F4, Insight, and Zephyr Mesh)
3 years

SAVA Mesh

10 years

COM Upholstery

No warranty
Stylex makes every effort to ensure that the COM Upholstery it approves is suitable for the intended use. Nevertheless, we will not warrant, and assume no responsibility for, the durability or tailoring quality of any COM or COL. If you have any concerns about the ultimate appearance of any covering, please order an upholstered sample.

Painted Stack Chair Frames

No Warranty

We will not warrant the finish of painted stack chair frames against damage from stacking. Please order chrome frames for chairs that will be stacked.

Felt Glides

No warranty

Due to the different surfaces on which felt glides may be used, we cannot warrant their durability over time.

If this product fails during normal use and service within the applicable warranty period (other than through normal wear and tear), please send a description of the relevant part and the nature of the defect, together with proof of purchase of the product to qm@stylexdesign.com. PLEASE DO NOT RETURN PARTS OR THE PRODUCT TO STYLEX UNLESS INSTRUCTED TO DO SO BY STYLEX. Stylex will, at its discretion, either repair or replace the defective product or part at no cost. Labor requests must receive approval and will be authorized on a case-by-case basis. We will only reimburse for labor costs directly incurred, excluding any travel-related expenses. Purchaser may be required (at the option of Stylex) to return to Stylex at Purchaser's expense any defective part with all freight or shipping charges prepaid. The foregoing warranty shall be void if the product has been altered or repaired (other than by Stylex). The warranty does not cover damage to the product caused by accident, neglect, misuse, abuse, modification to the product by anyone other than Stylex or damage caused by use of the product for a purpose other than that for which it was designed. This warranty extends only to the original Purchaser of the product.

No Other Warranties

This warranty is in lieu of all other warranties, expressed or implied, including, but not limited to, implied warranties of merchantability and fitness for a particular purpose. The rights and remedies provided herein are the exclusive rights and remedies of the original purchaser of the product.

No Liability For Damages

In no event shall Stylex or its suppliers be responsible or liable for any special, indirect, consequential, or incidental damages. In no event shall the liability of Stylex exceed the actual purchase price paid to Stylex for the product.

Out of Warranty Products

For all products no longer covered by our warranty, please refer to our Design for Durability and Upgradability Policy. Contact Customer Service if you would like to purchase any replaceable components to further extend the life of any Stylex seating product. This warranty applies to all Stylex products purchased on April 13, 2018, and thereafter.

PRODUCT TAKE BACK PROGRAM

In order to be good stewards of our products, Stylex offers a pathway towards a Product Take Back Program as a more viable solution to the end of our products' originally intended life.

Stylex supports the sustainable programs of ANEW and offers their added value to our clients through a comprehensive take-back solution for surplus office furniture and materials of any kind, in any condition. ANEW is a 501(c)(3) non-profit organization that exists to provide companies with smart, cost effective alternatives for their surplus furniture and other items with the priority of matching it to non-profits, public agencies and the underserved, within the local community of the project site. Corporate Social Responsibility is raised while the impact on the environment is lowered by diverting products and materials otherwise destined for landfill.

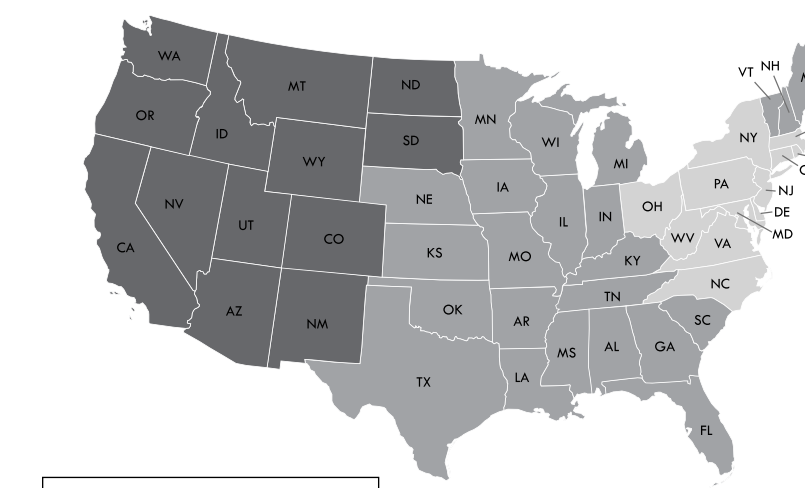
Stylex is proud to offer ANEW to customers dedicated to strengthening their community network by repurposing their furniture, fixtures and architectural materials to those in need. In 2014, Stylex committed to making this relationship a part of our strategic sales strategy. Visit www.anewfound.org to find out more.

To initiate a Product Take Back strategy through ANEW, contact Stylex Customer Service at 800-257-5742.

For other end of life recovery options, please see our Product Disassembly Instructions and End of Life Recovery Options documents available on our website in the resources section of each product in our line.

FREIGHT PROGRAM

Freight charges will be calculated as a percentage of the net product price and added to the invoice at the time of shipment. The continental United States has been divided into three zones. Please use the map below to determine freight charges for the product's destination. Minimum freight charge is \$150. Please let us know if you will be shipping to a residential address or require inside delivery as this requires an additional fee. Also please note we need to be made aware if a liftgate is required prior to delivery. If any requests are made at the time of delivery, applicable charges will apply.



Zone 1 - 4%
Zone 2 - 5%
Zone 3 - 6%

ZONE 1 - 4%

Connecticut
Delaware
New York
New Jersey
Maryland
Massachusetts
North Carolina
Ohio
Pennsylvania
Rhode Island
Virginia
Washington D.C.
West Virginia

ZONE 2 - 5%

Alabama
Arkansas
Canada, Ontario
Canada, Quebec
Florida
Georgia
Iowa
Illinois
Indiana
Kansas
Kentucky
Louisiana
Nebraska
New Hampshire
Oklahoma
Maine
Michigan
Minnesota
Missouri
Mississippi
South Carolina
Tennessee
Texas
Vermont
Wisconsin

ZONE 3 - 6%

Arizona
California
Colorado
Idaho
Montana
Nevada
New Mexico
North Dakota
Oregon
South Dakota
Utah
Washington
Wyoming

Quote Per Project

Alaska
Hawaii
Canada
(outside Ontario & Quebec)
Mexico

General Information

STYLEX PRICE LIST

TEXTILE PARTNERS & APPROVALS

Textile Partners

To customize your furniture performance needs and design vision, Stylex offers a wide selection of in-graded leathers and textiles from Grades A through Y. We've partnered with leading manufacturers on the options, focusing on color, price, durability, and construction. To view our partners and explore our digital carded program with broadly approved textiles, visit [this page](#). We stand by these textiles: They're tried and tested, and will effortlessly fit into any design aesthetic.

Textile Approvals

All textiles must be approved for the product you are specifying. For the related approved textile lists, visit [this page](#).

CAL 117 AND 133 COMPLIANCE

CAL 117-2013

All Stylex seating satisfies the requirements of CAL 117-2013 so long as one of our standard or in-graded fabrics is applied. COM textiles cannot be so guaranteed. Please contact the supplier of COM's directly to determine the fire retardancy of any COM supplied to us.

CAL 133

Most Stylex seating can be ordered to meet the requirements of CAL 133. When ordering, simply specify "CAL 133 compliance required". The upcharge for this option is \$54 list per yard. Please refer to the COM yardage of each model to determine the number of yards required. We do frequently require full-scale burn tests in order to certify CAL 133 before an order will be accepted. Such burn tests may increase normal lead times and do carry additional charges. Please contact customer service for details.

CUSTOMER'S OWN MATERIAL/LEATHER

Customer's own material (COM) and customer's own leather (COL) will generally be upholstered at the price designated in each product's price list. Please be advised, however, that we specifically reserve the right to charge a higher price when we determine that special circumstances, such as unusual repeats or challenging materials, present themselves. All orders for custom coverings must be approved by Stylex before they will be accepted for production. To submit proposed textile for approval, please use the COM form [here](#).

Special Note:

We assume no responsibility for the durability or tailoring quality of any COM or COL. Directional covers in particular may not meet your satisfaction due to the design of certain products. Please be advised that COM and COL orders are not subject to return. If you have doubts about the ultimate appearance of certain coverings, please order a sample done with that specific COM or COL. In addition, while we inspect fabrics for mill imperfections, some are difficult to recognize. We cannot be responsible for defects, color inaccuracies, dye lot variations, or other flaws.

Under no circumstances will we be responsible for COM shortages, flaws, or other such problems. Finally, it is not our responsibility to police the receipt of COM's in order to meet delivery deadlines, and we assume our customers are aware of any undue delay in the shipment of their COM fabrics.

COM fabric and COL leather should be sent prepaid to: Stylex

**Attn: COM/COL - [Your PO #]
740 Coopertown Road
Delanco, NJ 08075**

Clearly mark fabric or leather with the dealers name, purchase order number, and furniture model number of the item to be covered. Actual furniture orders should include the same information, as well as a description of the fabric or leather, including pattern and color number, in order to provide a cross reference.

Yardage requirements shown in the price list are based on non-directional goods of 54" width. Fabrics less than 54" wide or those requiring matching (stripes, prints, or large patterned designs) call for additional yardage. We will be happy to supply yardage requirements for large quantities where economies may be realized.

Add the following yardage for stripes, plaids, or patterns with repeats:

Fabric Width	Plain Fabric	2-14" Repeat	15-24" Repeat	25-27" Repeat	28-36" Repeat
54"	0%	10%	15%	20%	25%
50"	10%	20%	25%	30%	35%
48"	15%	25%	30%	35%	40%
45"	40%	50%	55%	60%	65%
36"	50%	60%	65%	70%	75%

COM/COL FORM

To avoid delay in processing COM orders we request that you submit a sample of your COM fabric stapled to this form which can be downloaded [here](#). If a fabric has a stripe or design, the size of the repeat should be indicated. Please indicate the fabric supplier's name, fabric number, and color. Also indicate the Stylex product on which the fabric will be used.

The fabric supplier must indicate on his shipping labels the dealer name and purchase order number as well as the Stylex model number.

Please Note:

No order may be entered into production or have a shipping date assigned until all related COM is received at the factory.



CENTER OF STRIPE OR DESIGN

TOP OF CHAIR	TOP OF CHAIR
--------------	--------------

1. Size of Repeat

2. Fabric Supplier

3. Fabric Number

4. Color

5. Stylex Product

Contents


<hr/>		<hr/>	
COLORS, MATERIALS, AND FINISHES	5	NON-STACKING CHAIR	12
<hr/>		<hr/>	
STATEMENT OF LINE	6	STACKING CHAIR	22
<hr/>		<hr/>	
DIMENSIONS	8	STOOL	25
<hr/>		<hr/>	
HOW TO ORDER	11	BUCKET CHAIR	31
<hr/>		<hr/>	

CLICK THE TITLES ABOVE TO NAVIGATE THROUGH THE DOCUMENT
PRODUCT HEADERS ON SUBSEQUENT PAGES LINK BACK TO THIS PAGE

Verve

COLORS, MATERIALS, AND FINISHES


POWDER COAT & METAL FINISH



WOOD LEG



PLASTIC SHELL

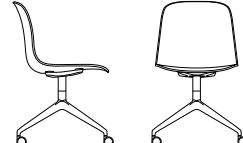

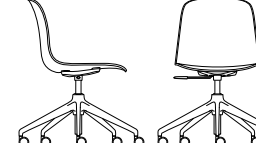
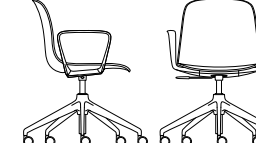


















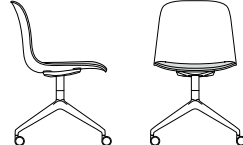
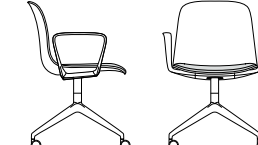
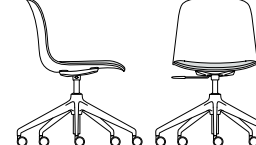








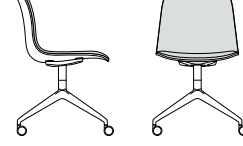

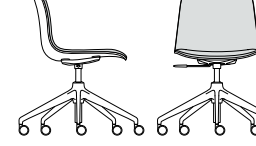








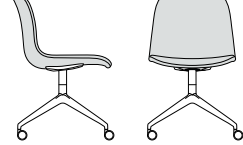

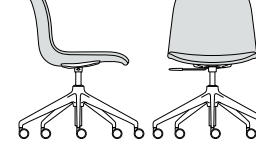








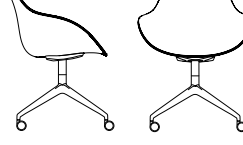
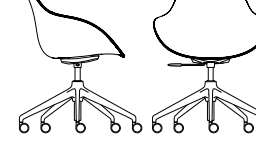
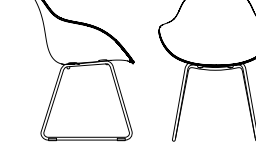
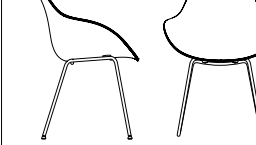

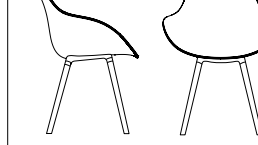
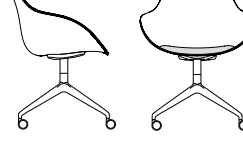
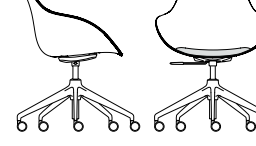
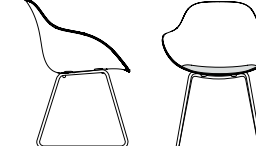
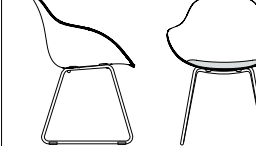
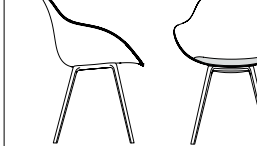
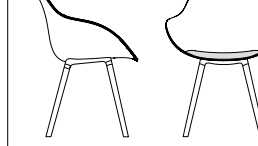
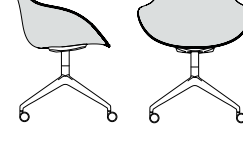
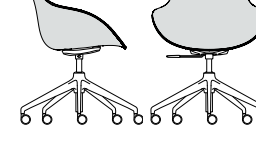
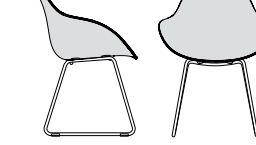





WOOD SHELL



Verve

SPECIFICATION GUIDE: STATEMENT OF LINE, CHAIRS

OVERVIEW	NON-STACKING									STACKING		
	FOUR BLADE	FOUR BLADE, ARM	FIVE BLADE	FIVE BLADE, ARM	SLED	FOUR LEG STEEL	FOUR LEG ALUMINUM	FOUR LEG WOOD	FOUR LEG STEEL	SLED	SLED, ARM	
Plastic/Wood Shell												
Plastic/Wood Shell Seat Pad												
Plastic/Wood Shell Loose Seat Pad												
Plastic Shell Upholstered Liner												
Fully Upholstered												
Bucket, Shell												
Bucket, Seat Pad												
Bucket Fully Upholstered												

PRODUCT INFORMATION

Design

Mark Alan Kapka

Finishes

Plywood is a robust material which will continue to function for the life of the product despite scratches, dings, dents, etc. Stylex has made an effort to ensure a durable surface finish but does not warrant damage due to rough handling.

Most metal components are available in either powder coat or chrome. Tubular frames are powder coat or chrome. Wood legs are available in white oak, natural maple, walnut, or opaque black.

Casters

Casters are available in black, gray, and white. For 5-blade chairs, cylinders and lever handles are color matched to the caster color selected. When Polished Aluminum is the frame choice, the chair is shipped with a chrome cylinder regardless of caster color chosen.

Glides

Glides are either plastic or plastic with felt pads. Please note that felt pad glides are not available on models with aluminum legs.

Ganging

Available on armless, sled base stacking models.

Use

Designed for indoor use only.

Performance Standards




















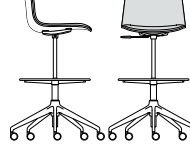
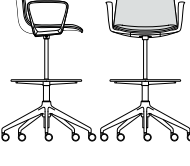




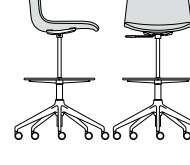
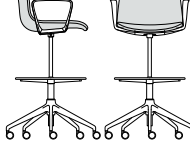



Manufactured to comply with:
ANSI/BIFMA X5.1 General-Purpose Office Chair - Tests



Certifications

Greenguard Gold (does not apply to Verve Wood)
LEVEL® 2

Verve

SPECIFICATION GUIDE: STATEMENT OF LINE, STOOLS, OPTIONS, ACCESSORIES

OVERVIEW	BAR			COUNTER		
	FOUR LEG STEEL	FIVE BLADE	FIVE BLADE, ARM	FOUR LEG STEEL	FIVE BLADE	FIVE BLADE, ARM
Plastic/Wood Shell						
Plastic/Wood Shell Seat Pad						
Plastic/Wood Shell Loose Seat Pad						
Plastic Shell Upholstered Liner						
Fully Upholstered						

OPTIONS	STACKING ON FLOOR	STACKING ON DOLLY
Accessories Stacking Chair Transport Dolly 	Verve Wood w/ Uph: 5 high Verve Wood: 5 high Verve Plastic: 8 high	Verve Wood w/ Uph: 10 high Verve Wood: 14 high Verve Plastic: 14 high
Upholstery Contrasting Thread 		

PRODUCT INFORMATION

Design

Mark Alan Kapka

Finishes

Plywood is a robust material which will continue to function for the life of the product despite scratches, dings, dents, etc. Stylex has made an effort to ensure a durable surface finish but does not warrant damage due to rough handling.

Most metal components are available in either powder coat or chrome. Tubular frames are powder coat or chrome. Wood legs are available in white oak, natural maple, walnut, or opaque black.

Casters

Casters are available in black, gray, and white. For 5-blade chairs, cylinders and lever handles are color matched to the caster color selected. When Polished Aluminum is the frame choice, the chair is shipped with a chrome cylinder regardless of caster color chosen.

Glides

Glides are either plastic or plastic with felt pads. Please note that felt pad glides are not available on models with aluminum legs.

Ganging

Available on armless, sled base stacking models.

Use

Designed for indoor use only.

Performance Standards

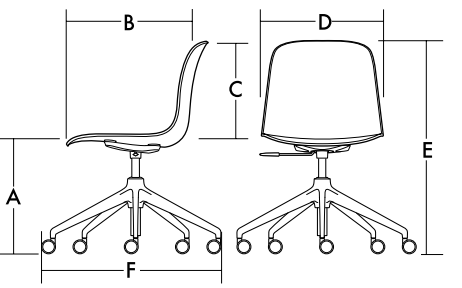
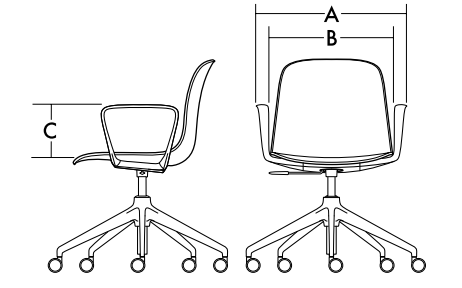
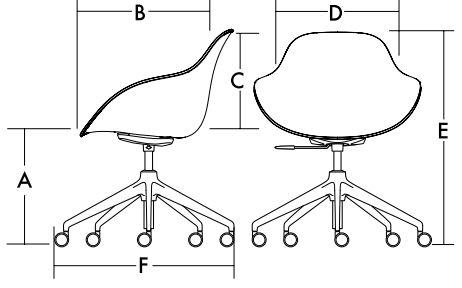
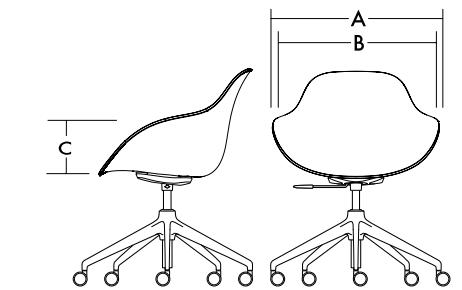
Manufactured to comply with:
ANSI/BIFMA X5.1 General-Purpose Office Chair - Tests

Certifications

Greenguard Gold (does not apply to Verve Wood)
LEVEL® 2

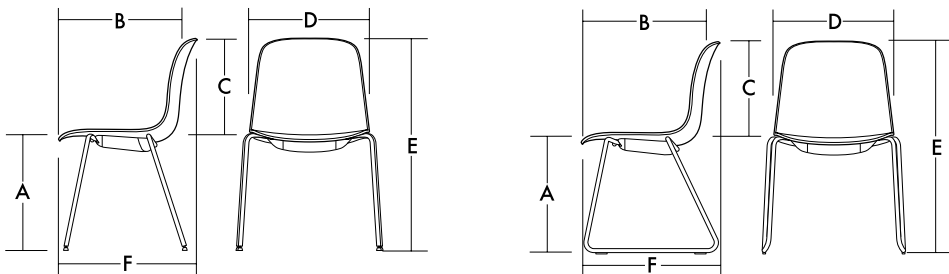
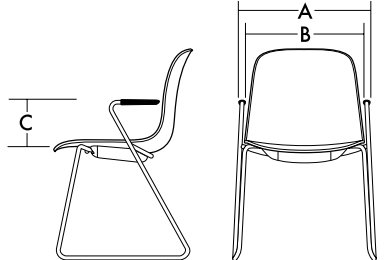
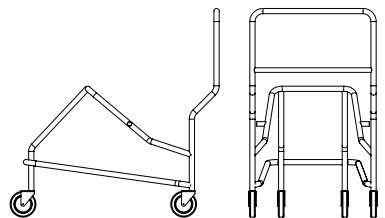
Verve

SPECIFICATION GUIDE: DIMENSIONS, NON-STACKING CHAIRS

OVERVIEW	PLASTIC/WOOD SHELL						UPHOLSTERED					
Dimensions A. Seat Height B. Seat Depth C. Back Height D. Seat Width & Overall Width E. Maximum Overall Height F. Maximum Overall Depth 	Four Blade A. 18 B. 18.7 C. 15 D. 18.7 E. 33 F. 29	Five Blade A. 15.6 - 20.9 B. 18.7 C. 15 D. 18.7 E. 30.6 - 35.9 F. 29	Sled A. 18.1 B. 18.7 C. 15 D. 18.7 E. 33.1 F. 21.8	Four Leg Steel A. 18.1 B. 18.7 C. 15 D. 18.7 E. 33.3 F. 21.8	Four Leg Alum. A. 18.1 B. 18.7 C. 15 D. 18.7 E. 33.1 F. 21.8	Four Leg Wood A. 17.8 B. 18.7 C. 15 D. 18.7 E. 32.8 F. 21.8	Four Blade A. 18.7 B. 19.2 C. 15 D. 19.6 E. 31.1 - 36.4 F. 29	Five Blade A. 16.3 - 21.5 B. 19.2 C. 15 D. 19.6 E. 31.1 - 36.4 F. 29	Sled A. 18.9 B. 19.2 C. 15 D. 19.6 E. 33.8 F. 22.7	Four Leg Steel A. 18.8 B. 19.2 C. 15 D. 19.6 E. 33.6 F. 22.7	Four Leg Alum. A. 18.8 B. 19.2 C. 15 D. 19.6 E. 33.6 F. 22.7	Four Leg Wood A. 18.5 B. 19.2 C. 15 D. 19.6 E. 33.3 F. 22.7
Arm Choice A. Max Width B. Arm Distance C. Arm Height 	Four Blade, Arm A. 23.2 B. 19 C. 7.3	Five Blade, Arm A. 23.2 B. 19 C. 7.3					Four Blade, Arm A. 23.2 B. 19 C. 7.3	Five Blade, Arm A. 23.2 B. 19 C. 7.3				
Dimensions A. Seat Height B. Seat Depth C. Back Height D. Seat Width E. Maximum Overall Height F. Maximum Overall Depth 	Four Blade A. 18 B. 17 C. 14.2 D. 17.75 E. 33 F. 23	Five Blade A. 15.6 - 20.9 B. 17 C. 14.2 D. 17.75 E. 30.6 - 35.9 F. 29	Sled A. 18 B. 17 C. 14.2 D. 17.75 E. 30 F. 23	Four Leg Steel A. 18.1 B. 17 C. 14.2 D. 17.75 E. 33.2 F. 23	Four Leg Alum. A. 18.1 B. 17 C. 14.2 D. 17.75 E. 33.2 F. 23	Four Leg Wood A. 17.8 B. 17 C. 14.2 D. 17.75 E. 33 F. 23	Four Blade A. 18.8 B. 17 C. 14.4 D. 17.75 E. 33.2 F. 23.5	Five Blade A. 16.3 - 21.5 B. 17 C. 14.4 D. 17.75 E. 30.9 - 36.2 F. 29	Sled A. 18.8 B. 17 C. 14.4 D. 17.75 E. 33.2 F. 23.5	Four Leg Steel A. 19 B. 17 C. 14.4 D. 17.75 E. 33.4 F. 23.5	Four Leg Alum. A. 19 B. 17 C. 14.4 D. 17.75 E. 33.4 F. 23.5	Four Leg Wood A. 18.7 B. 17 C. 14.4 D. 17.75 E. 33.1 F. 23.5
Arm Choice A. Overall Width B. Arm Distance C. Arm Height 	A. 25.2 B. 24.7 C. 6.6	A. 25.2 B. 24.7 C. 6.6	A. 25.2 B. 24.7 C. 6.6	A. 25.2 B. 24.7 C. 6.6	A. 25.2 B. 24.7 C. 6.6	A. 25.2 B. 24.7 C. 6.6	A. 25.4 B. 23.7 C. 6.9	A. 25.4 B. 23.7 C. 6.9	A. 25.4 B. 23.7 C. 6.9	A. 25.4 B. 23.7 C. 6.9	A. 25.4 B. 23.7 C. 6.9	A. 25.4 B. 23.7 C. 6.9

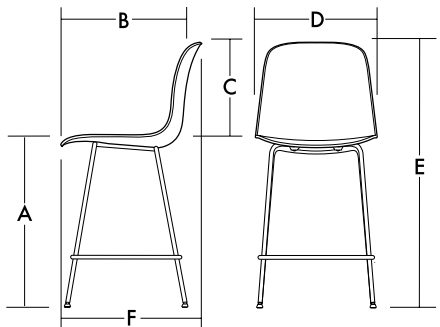
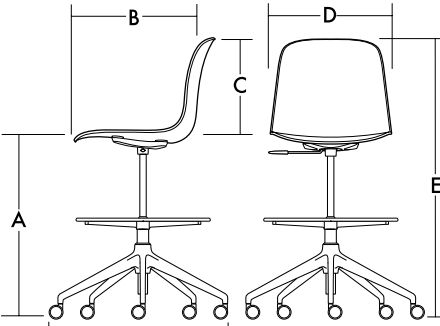
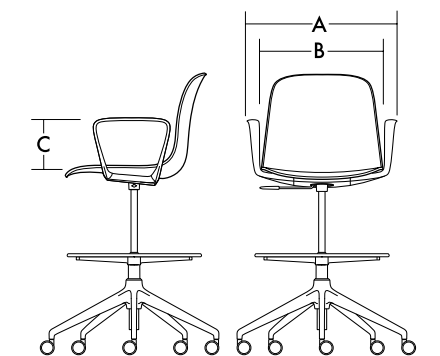
Verve

SPECIFICATION GUIDE: DIMENSIONS, STACKING CHAIRS

OVERVIEW	PLASTIC/WOOD SHELL	UPHOLSTERED
<p>Dimensions</p> <ul style="list-style-type: none"> A. Seat Height B. Seat Depth C. Back Height D. Seat Width & Overall Width E. Maximum Overall Height F. Maximum Overall Depth 	<p>Four Leg Steel</p> <ul style="list-style-type: none"> A. 18 B. 18.7 C. 15 D. 18.7 E. 33.1 F. 21.8 	<p>Sled</p> <ul style="list-style-type: none"> A. 18 B. 18.7 C. 15 D. 18.7 E. 31.1 F. 21.8 <p>Four Leg Steel</p> <ul style="list-style-type: none"> A. 18.7 B. 19.2 C. 15 D. 19.6 E. 33.6 F. 22.7 <p>Sled</p> <ul style="list-style-type: none"> A. 18.7 B. 19.2 C. 15 D. 19.6 E. 33.6 F. 22.7
<p>Arm Choice</p> <ul style="list-style-type: none"> A. Max Width B. Arm Distance C. Arm Height 		<p>Sled</p> <ul style="list-style-type: none"> A. 20.2 B. 18.2 C. 7.2 <p>Sled</p> <ul style="list-style-type: none"> A. 20.2 B. 18.2 C. 7.2
OVERVIEW	PLASTIC / UPHOLSTERED SHELL	WOOD SHELL
<p>Fully Stacked Dolly</p> <ul style="list-style-type: none"> A. Width B. Depth C. Height 	<p>14 Chair Maximum</p> <ul style="list-style-type: none"> A. 24.5 B. 44 C. 63 	<p>10 Chair Maximum</p> <ul style="list-style-type: none"> A. 24.5 B. 44 C. 51
<p>Stacked on Floor</p> <ul style="list-style-type: none"> A. Width B. Depth C. Height 	<p>8 Chair Maximum</p> <ul style="list-style-type: none"> A. 23.5 B. 33 C. 42 	<p>5 Chair Maximum</p> <ul style="list-style-type: none"> A. 23.5 B. 33 C. 39

Verve

SPECIFICATION GUIDE: DIMENSIONS, STOOLS

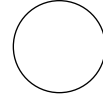
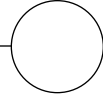
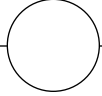
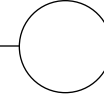
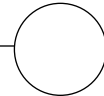
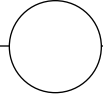
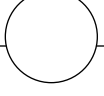
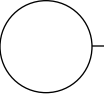
OVERVIEW	PLASTIC/WOOD SHELL		UPHOLSTERED	
<p>Dimensions</p> <ul style="list-style-type: none"> A. Seat Height B. Seat Depth C. Back Height D. Seat Width & Overall Width E. Maximum Overall Height F. Maximum Overall Depth 	<p>Four Leg Counter</p> <ul style="list-style-type: none"> A. 25.7 B. 18.7 C. 15 D. 18.7 E. 40.8 F. 21.8 	<p>Four Leg Bar</p> <ul style="list-style-type: none"> A. 30.6 B. 18.7 C. 15 D. 18.7 E. 45.7 F. 21.9 	<p>Four Leg Counter</p> <ul style="list-style-type: none"> A. 26.4 B. 19.2 C. 15 D. 19.6 E. 41.3 F. 22.7 	<p>Four Leg Bar</p> <ul style="list-style-type: none"> A. 31.3 B. 19.2 C. 15 D. 19.6 E. 46.2 F. 22.8
<p>Dimensions</p> <ul style="list-style-type: none"> A. Seat Height B. Seat Depth C. Back Height D. Seat Width & Overall Width E. Maximum Overall Height F. Maximum Overall Depth 	<p>Five Blade Counter</p> <ul style="list-style-type: none"> A. 21 - 28.7 B. 18.7 C. 15 D. 18.7 E. 36 - 43.7 F. 29 	<p>Five Blade Bar</p> <ul style="list-style-type: none"> A. 23.5 - 33.5 B. 18.7 C. 15 D. 29 E. 38.5 - 48.5 F. 21.8 	<p>Five Blade Counter</p> <ul style="list-style-type: none"> A. 21.7 - 29.4 B. 19.2 C. 15 D. 29 E. 36.5 - 44.2 F. 29 	<p>Five Blade Bar</p> <ul style="list-style-type: none"> A. 22.8 - 32.8 B. 19.2 C. 15 D. 29 E. 39.5 - 49 F. 29
<p>Arm Choice</p> <ul style="list-style-type: none"> A. Max Width B. Arm Distance C. Arm Height 	<p>Five Blade Counter</p> <ul style="list-style-type: none"> A. 23.2 B. 19 C. 7.3 	<p>Five Blade Bar</p> <ul style="list-style-type: none"> A. 23.2 B. 19 C. 7.3 	<p>Five Blade Counter</p> <ul style="list-style-type: none"> A. 23.2 B. 19 C. 7.3 	<p>Five Blade Bar</p> <ul style="list-style-type: none"> A. 23.2 B. 19 C. 7.3

Verve

SPECIFICATION GUIDE: HOW TO ORDER


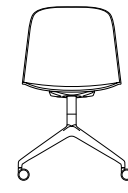



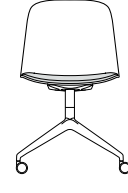


MODEL CODE BREAKDOWN

Sample Model Code: VR13120PG01BM81COM

1. Series	2. Style	3. Arm Option	4. Upholstery Style	5. Casters/Glides	6. Shell Finish	7. Frame Finish	8. Textile
 <u>VR</u>	 <u>13</u>	 <u>1</u>	 <u>20</u>	 <u>PG</u>	 <u>01</u>	 <u>BM81</u>	 <u>COM</u>
Series VR - VERVE	Style 10 - STACKING CHAIR, FOUR LEG STEEL 11 - NON-STACKING CHAIR, FOUR LEG STEEL 12 - NON-STACKING CHAIR, 4 LEG ALUMINUM 13 - NON-STACKING CHAIR, FOUR LEG WOOD 30 - NON-STACKING CHAIR, FOUR BLADE SWIVEL 31 - NON-STACKING CHAIR, FOUR BLADE FIXED 35 - NON-STACKING CHAIR, FIVE BLADE 50 - STACKING CHAIR, SLED 51 - NON-STACKING CHAIR, SLED 70 - STOOL, FOUR LEG COUNTER 90 - STOOL, FOUR LEG COUNTER	Arm Option 1 - ARMLESS 2 - ARMS	Upholstery Style 10 - PLASTIC SHELL 20 - PLASTIC SHELL, SEAT PAD 25 - PLASTIC SHELL, LOOSE SEAT PAD 30 - PLASTIC SHELL, UPHOLSTERED LINER 40 - FULLY UPHOLSTERED 50 - WOOD SHELL 60 - WOOD SHELL, SEAT PAD 65 - WOOD SHELL, LOOSE SEAT PAD 70 - BUCKET 80 - BUCKET, SEAT PAD 90 - BUCKET, FULLY UPHOLSTERED	Casters with Hard Wheels C1 - HARD, BLACK C2 - HARD, MILK WITH LIGHT GRAY TIRE C3 - HARD, LIGHT GRAY Casters with Soft Wheels CS1 - SOFT, BLACK CS2 - SOFT, MILK WITH LIGHT GRAY TIRE CS3 - SOFT, LIGHT GRAY Glides PG - PLASTIC GLIDES FG - PLASTIC GLIDES WITH FELT PADS	Plastic Finish 01 - BLACK MATTE 02 - MILK 03 - LIGHT GRAY 06 - RED 10 - NAVY 12 - DARK GRAY 15 - PALE YELLOW 16 - DUSTY PINK 17 - MEADOW GREEN 18 - SOFT BLUE 19 - SAND Wood Finish DZ01 - FLAT CUT WALNUT DZ02 - RIFT CUT OAK *NOTE: ONLY SELECT FINISHES AVAILABLE FOR VERVE BUCKET	Frame Color Standard Powder Coat BL - BLUE BM - BLACK MATTE BR - BRASS BT - BLACK TWILIGHT CP - CHAMPAGNE DB - DARK BRONZE DG - DARK GRAY DP - DUSTY PINK FG - FOREST GREEN LG - LIGHT GRAY MG - MEADOW GREEN MK - MILK MS - METALLIC SILVER NK - NICKEL NV - NAVY OR - ORANGE PY - PALE YELLOW RD - RED RO - RED ORANGE RR - RUSTY RED SB - SOFT BLUE SD - SAND TC - TERRACOTTA TP - TAUPE TS - TEXTURED SLATE YL - YELLOW Other AL - POLISHED ALUMINUM CH - CHROME Wood Leg Finish 81 - WHITE OAK 83 - NATURAL MAPLE 85 - WALNUT 87 - OPAQUE BLACK	Textile Textile Grades COM - CUSTOMER'S OWN MATERIAL A - GRADE A B - GRADE B C - GRADE C D - GRADE D E - GRADE E F - GRADE F G - GRADE G H - GRADE H I - GRADE I J - GRADE J K - GRADE K L - GRADE L M - GRADE M Leather Grades COL - CUSTOMER'S OWN LEATHER W - GRADE W X - GRADE X Y - GRADE Y E1 - GRADE E1 E2 - GRADE E2

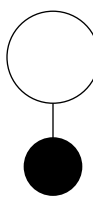
Verve

NON-STACKING CHAIR: FOUR BLADE SWIVEL

TITLE	SHELL/UPHOLSTERY	SERIES	FRAME	ARM	UPH	DIMENSIONS	COM	COL	Textile Upholstery Grades														Leather Upholstery Grades					
									YDG	SQFT	COM	A	B	C	D	E	F	G	H	I	J	K	L	M	W	X	Y	E1
Non-Stacking Chair, Four Blade Swivel	 Plastic Shell	VR	30	1	10	18.7W x 29D x 33H	-	-	629	-	-	-	-	-	-	-	-	-	-	-	-	-	-	-	-	-	-	-
	 Wood Shell	VR	30	1	50	18.7W x 29D x 33H	-	-	1,394	-	-	-	-	-	-	-	-	-	-	-	-	-	-	-	-	-	-	-
Non-Stacking Chair, Four Blade Swivel	 Plastic Shell, Seat Pad	VR	30	1	20	18.7W x 29D x 33H	0.4	7	802	832	848	865	881	898	918	933	955	983	1,016	1,050	1,082	1,114	969	999	1,157	1,192	1,322	
	 Wood Shell, Seat Pad	VR	30	1	60	18.7W x 29D x 33H	0.4	7	1,568	1,598	1,614	1,631	1,647	1,664	1,684	1,699	1,721	1,749	1,782	1,816	1,848	1,880	1,735	1,765	1,923	1,958	2,088	
Non-Stacking Chair, Four Blade Swivel	 Plastic Shell, Loose Seat Pad	VR	30	1	25	18.7W x 29D x 33H	0.5	7	842	872	889	904	922	937	956	973	995	1,023	1,056	1,089	1,121	1,154	1,008	1,038	1,196	1,231	1,362	
	 Wood Shell, Loose Seat Pad	VR	30	1	65	18.7W x 29D x 33H	0.5	7	1,608	1,638	1,655	1,670	1,688	1,703	1,722	1,739	1,761	1,789	1,822	1,855	1,887	1,920	1,774	1,804	1,962	1,997	2,128	
Non-Stacking Chair, Four Blade Swivel	 Plastic Shell, Upholstered Liner	VR	30	1	30	19.6W x 29D x 33.5H	0.8	11	936	997	1,028	1,060	1,095	1,127	1,162	1,199	1,241	1,296	1,362	1,427	1,493	1,559	1,209	1,264	1,523	1,581	1,796	
Non-Stacking Chair, Four Blade Swivel	 Fully Upholstered	VR	30	1	40	19.6W x 29D x 33.5H	1.4	16	1,028	1,134	1,191	1,247	1,306	1,362	1,427	1,489	1,562	1,659	1,775	1,890	2,003	2,118	-	-	-	-	-	

To Order Select Below

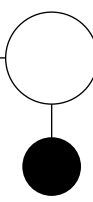
1. Series/Style/Arm



VR301

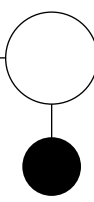
Verve Non-Stacking Chair, Four Blade Swivel

2. Upholstery



- 10 PLASTIC SHELL
- 20 PLASTIC SHELL, SEAT PAD
- 25 PLASTIC SHELL, LOOSE SEAT PAD
- 30 PLASTIC SHELL, UPHOLSTERED LINER
- 40 FULLY UPHOLSTERED
- 50 WOOD SHELL
- 60 WOOD SHELL, SEAT PAD
- 65 WOOD SHELL, LOOSE SEAT PAD

3. Caster or Glide



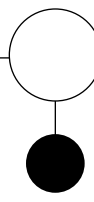
Caster

- C1 HARD, BLACK
- C2 HARD, MILK WITH LIGHT GRAY TIRE
- C3 HARD, LIGHT GRAY
- CS1 SOFT, BLACK **+42**
- CS2 SOFT, MILK WITH LIGHT GRAY TIRE **+42**
- CS3 SOFT, LIGHT GRAY **+42**

Glide

- PG PLASTIC GLIDES
- FG PLASTIC GLIDES WITH FELT PADS

4. Shell Finish



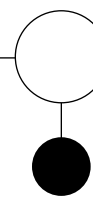
Plastic

- 01 BLACK MATTE
- 02 MILK
- 03 LIGHT GRAY
- 06 RED
- 10 NAVY
- 12 DARK GRAY
- 15 PALE YELLOW
- 16 DUSTY PINK
- 17 MEADOW GREEN
- 18 SOFT BLUE
- 19 SAND

Wood

- DZ01 FLAT CUT WALNUT
- DZ02 RIFT CUT OAK

5. Frame Finish



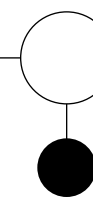
Powder Coat +53

- BL BLUE
- BM BLACK MATTE
- BR BRASS
- BT BLACK TWILIGHT
- CP CHAMPAGNE
- DB DARK BRONZE
- DG DARK GRAY
- DP DUSTY PINK
- FG FOREST GREEN
- LG LIGHT GRAY
- MG MEADOW GREEN
- MK MILK
- MS METALLIC SILVER
- NK NICKEL
- NV NAVY
- OR ORANGE
- PY PALE YELLOW
- RD RED
- RO RED ORANGE
- RR RUSTY RED
- SB SOFT BLUE
- SD SAND
- TC TERRACOTTA
- TP TAUPE
- TS TEXTURED SLATE
- YL YELLOW

Other

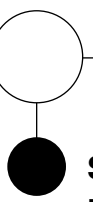
- AL POLISHED ALUMINUM

6. Options



- CONTRASTING THREAD
 - CT
- CT unavailable on Seat Pads (Styles 20 or 60)




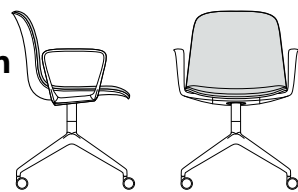

7. Upholstery



See general information section for details on textile program and COM/COL information.

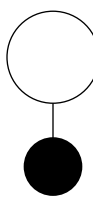
Verve

NON-STACKING CHAIR: FOUR BLADE SWIVEL, ARM

TITLE	SHELL/UPHOLSTERY	SERIES	FRAME	ARM	UPH	DIMENSIONS	COM	COL	Textile Upholstery Grades														Leather Upholstery Grades					
									YDG	SQFT	COM	A	B	C	D	E	F	G	H	I	J	K	L	M	W	X	Y	E1
Non-Stacking Chair, Four Blade Swivel, Arm 	Plastic Shell	VR	30	2	10	23.2W x 29D x 33H	-	-	795	-	-	-	-	-	-	-	-	-	-	-	-	-	-	-	-	-	-	-
	Wood Shell	VR	30	2	50	23.2W x 29D x 33H	-	-	1,560	-	-	-	-	-	-	-	-	-	-	-	-	-	-	-	-	-	-	
Non-Stacking Chair, Four Blade Swivel, Arm 	Plastic Shell, Seat Pad	VR	30	2	20	23.2W x 29D x 33H	0.4	7	968	998	1,014	1,031	1,047	1,064	1,084	1,099	1,121	1,149	1,182	1,216	1,248	1,280	1,135	1,165	1,323	1,358	1,488	
	Wood Shell, Seat Pad	VR	30	2	60	23.2W x 29D x 33H	0.4	7	1,734	1,764	1,780	1,797	1,813	1,830	1,850	1,865	1,887	1,915	1,948	1,982	2,014	2,046	1,901	1,931	2,089	2,124	2,254	
Non-Stacking Chair, Four Blade Swivel, Arm 	Plastic Shell, Loose Seat Pad	VR	30	2	25	23.2W x 29D x 33H	0.5	7	1,008	1,038	1,055	1,070	1,088	1,103	1,122	1,139	1,161	1,189	1,222	1,255	1,287	1,320	1,174	1,204	1,362	1,397	1,528	
	Wood Shell, Loose Seat Pad	VR	30	2	65	23.2W x 29D x 33H	0.5	7	1,774	1,804	1,821	1,836	1,854	1,869	1,888	1,905	1,927	1,955	1,988	2,021	2,053	2,086	1,940	1,970	2,128	2,163	2,294	
Non-Stacking Chair, Four Blade Swivel, Arm 	Plastic Shell, Upholstered Liner	VR	30	2	30	23.2W x 29D x 33.5H	0.8	11	1,102	1,163	1,194	1,226	1,261	1,293	1,328	1,365	1,407	1,462	1,528	1,593	1,659	1,725	1,375	1,430	1,689	1,747	1,962	
Non-Stacking Chair, Four Blade Swivel, Arm 	Fully Upholstered	VR	30	2	40	23.2W x 29D x 33.5H	1.4	16	1,194	1,300	1,357	1,413	1,472	1,528	1,593	1,655	1,728	1,825	1,941	2,056	2,169	2,284	-	-	-	-	-	

To Order Select Below

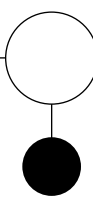
1. Series/Style/Arm



VR302

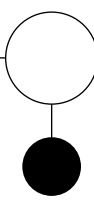
Verve Non-Stacking Chair, Four Blade Swivel, Arm

2. Upholstery



- 10 PLASTIC SHELL
- 20 PLASTIC SHELL, SEAT PAD
- 25 PLASTIC SHELL, LOOSE SEAT PAD
- 30 PLASTIC SHELL, UPHOLSTERED LINER
- 40 FULLY UPHOLSTERED
- 50 WOOD SHELL
- 60 WOOD SHELL, SEAT PAD
- 65 WOOD SHELL, LOOSE SEAT PAD

3. Caster or Glide



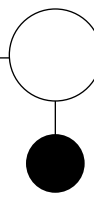
Caster

- C1 HARD, BLACK
- C2 HARD, MILK WITH LIGHT GRAY TIRE
- C3 HARD, LIGHT GRAY
- CS1 SOFT, BLACK **+42**
- CS2 SOFT, MILK WITH LIGHT GRAY TIRE **+42**
- CS3 SOFT, LIGHT GRAY **+42**

Glide

- PG PLASTIC GLIDES
- FG PLASTIC GLIDES WITH FELT PADS

4. Shell Finish



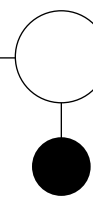
Plastic

- 01 BLACK MATTE
- 02 MILK
- 03 LIGHT GRAY
- 06 RED
- 10 NAVY
- 12 DARK GRAY
- 15 PALE YELLOW
- 16 DUSTY PINK
- 17 MEADOW GREEN
- 18 SOFT BLUE
- 19 SAND

Wood

- DZ01 FLAT CUT WALNUT
- DZ02 RIFT CUT OAK

5. Frame Finish



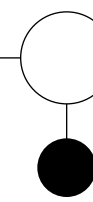
Powder Coat +65

- | | | |
|-------------------|--------------------|-------------------|
| BL BLUE | LG LIGHT GRAY | RO RED ORANGE |
| BM BLACK MATTE | MG MEADOW GREEN | RR RUSTY RED |
| BR BRASS | MK MILK | SB SOFT BLUE |
| BT BLACK TWILIGHT | MS METALLIC SILVER | SD SAND |
| CP CHAMPAGNE | NK NICKEL | TC TERRACOTTA |
| DB DARK BRONZE | NV NAVY | TP TAUPE |
| DG DARK GRAY | OR ORANGE | TS TEXTURED SLATE |
| DP DUSTY PINK | PY PALE YELLOW | YL YELLOW |
| FG FOREST GREEN | RD RED | |

Other

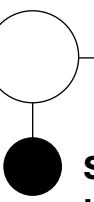
- AL POLISHED ALUMINUM

6. Options



- CONTRASTING THREAD
 - CT
- CT unavailable on Seat Pads (Styles 20 or 60)


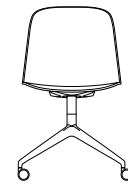



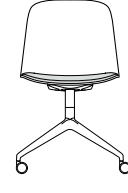


7. Upholstery



See general information section for details on textile program and COM/COL information.

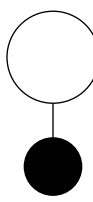
Verve

NON-STACKING CHAIR: FOUR BLADE FIXED

TITLE	SHELL/UPHOLSTERY	SERIES	FRAME	ARM	UPH	DIMENSIONS	COM	COL	Textile Upholstery Grades														Leather Upholstery Grades				
									YDG	SQFT	COM	A	B	C	D	E	F	G	H	I	J	K	L	M	W	X	Y
Non-Stacking Chair, Four Blade Fixed	 Plastic Shell	VR	31	1	10	18.7W x 29D x 33H	-	-	564	-	-	-	-	-	-	-	-	-	-	-	-	-	-	-	-	-	-
	 Wood Shell	VR	31	1	50	18.7W x 29D x 33H	-	-	1,329	-	-	-	-	-	-	-	-	-	-	-	-	-	-	-	-	-	
Non-Stacking Chair, Four Blade Fixed	 Plastic Shell, Seat Pad	VR	31	1	20	18.7W x 29D x 33H	0.4	7	737	767	783	800	816	833	853	868	890	918	951	985	1,017	1,049	904	934	1,092	1,127	1,257
	 Wood Shell, Seat Pad	VR	31	1	60	18.7W x 29D x 33H	0.4	7	1,503	1,533	1,549	1,566	1,582	1,599	1,619	1,634	1,656	1,684	1,717	1,751	1,783	1,815	1,670	1,700	1,858	1,893	2,023
Non-Stacking Chair, Four Blade Fixed	 Plastic Shell, Loose Seat Pad	VR	31	1	25	18.7W x 29D x 33H	0.5	7	777	807	824	839	857	872	891	908	930	958	991	1,024	1,056	1,089	943	973	1,131	1,166	1,297
	 Wood Shell, Loose Seat Pad	VR	31	1	65	18.7W x 29D x 33H	0.5	7	1,543	1,573	1,590	1,605	1,623	1,638	1,657	1,674	1,696	1,724	1,757	1,790	1,822	1,855	1,709	1,739	1,897	1,932	2,063
Non-Stacking Chair, Four Blade Fixed	 Plastic Shell, Upholstered Liner	VR	31	1	30	19.6W x 29D x 33.5H	0.8	11	871	932	963	995	1,030	1,062	1,097	1,134	1,176	1,231	1,297	1,362	1,428	1,494	1,144	1,199	1,458	1,516	1,731
Non-Stacking Chair, Four Blade Fixed	 Fully Upholstered	VR	31	1	40	19.6W x 29D x 33.5H	1.4	16	963	1,069	1,126	1,182	1,241	1,297	1,362	1,424	1,497	1,594	1,710	1,825	1,938	2,053	-	-	-	-	-

To Order Select Below

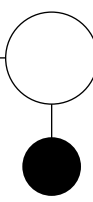
1. Series/Style/Arm



VR311

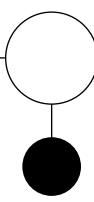
Verve Non-Stacking Chair, Four Blade Fixed

2. Upholstery



- 10 PLASTIC SHELL
- 20 PLASTIC SHELL, SEAT PAD
- 25 PLASTIC SHELL, LOOSE SEAT PAD
- 30 PLASTIC SHELL, UPHOLSTERED LINER
- 40 FULLY UPHOLSTERED
- 50 WOOD SHELL
- 60 WOOD SHELL, SEAT PAD
- 65 WOOD SHELL, LOOSE SEAT PAD

3. Caster or Glide



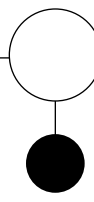
Caster

- C1 HARD, BLACK
- C2 HARD, MILK WITH LIGHT GRAY TIRE
- C3 HARD, LIGHT GRAY
- CS1 SOFT, BLACK **+42**
- CS2 SOFT, MILK WITH LIGHT GRAY TIRE **+42**
- CS3 SOFT, LIGHT GRAY **+42**

Glide

- PG PLASTIC GLIDES
- FG PLASTIC GLIDES WITH FELT PADS

4. Shell Finish



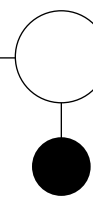
Plastic

- 01 BLACK MATTE
- 02 MILK
- 03 LIGHT GRAY
- 06 RED
- 10 NAVY
- 12 DARK GRAY
- 15 PALE YELLOW
- 16 DUSTY PINK
- 17 MEADOW GREEN
- 18 SOFT BLUE
- 19 SAND

Wood

- DZ01 FLAT CUT WALNUT
- DZ02 RIFT CUT OAK

5. Frame Finish



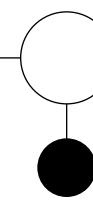
Powder Coat +53

- BL BLUE
- BM BLACK MATTE
- BR BRASS
- BT BLACK TWILIGHT
- CP CHAMPAGNE
- DB DARK BRONZE
- DG DARK GRAY
- DP DUSTY PINK
- FG FOREST GREEN
- LG LIGHT GRAY
- MG MEADOW GREEN
- MK MILK
- MS METALLIC SILVER
- NK NICKEL
- NV NAVY
- OR ORANGE
- PY PALE YELLOW
- RD RED
- RO RED ORANGE
- RR RUSTY RED
- SB SOFT BLUE
- SD SAND
- TC TERRACOTTA
- TP TAUPE
- TS TEXTURED SLATE
- YL YELLOW

Other

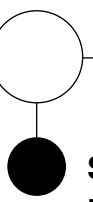
- AL POLISHED ALUMINUM

6. Options



- CONTRASTING THREAD
 - CT
- CT unavailable on Seat Pads (Styles 20 or 60)




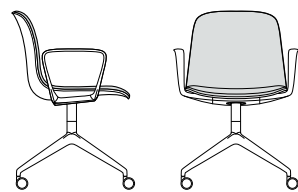

7. Upholstery



See general information section for details on textile program and COM/COL information.

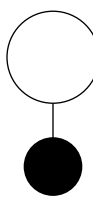
Verve

NON-STACKING CHAIR: FOUR BLADE FIXED, ARM

TITLE	SHELL/UPHOLSTERY	SERIES	FRAME	ARM	UPH	DIMENSIONS	COM	COL	Textile Upholstery Grades														Leather Upholstery Grades				
									YDG	SQFT	COM	A	B	C	D	E	F	G	H	I	J	K	L	M	W	X	Y
Non-Stacking Chair, Four Blade Fixed, Arm 	Plastic Shell	VR	31	2	10	23.2W x 29D x 33H	-	-	730	-	-	-	-	-	-	-	-	-	-	-	-	-	-	-	-	-	-
	Wood Shell	VR	31	2	50	23.2W x 29D x 33H	-	-	1,495	-	-	-	-	-	-	-	-	-	-	-	-	-	-	-	-	-	
Non-Stacking Chair, Four Blade Fixed, Arm 	Plastic Shell, Seat Pad	VR	31	2	20	23.2W x 29D x 33H	0.4	7	903	933	949	966	982	999	1,019	1,034	1,056	1,084	1,117	1,151	1,183	1,215	1,070	1,100	1,258	1,293	1,423
	Wood Shell, Seat Pad	VR	31	2	60	23.2W x 29D x 33H	0.4	7	1,669	1,699	1,715	1,732	1,748	1,765	1,785	1,800	1,822	1,850	1,883	1,917	1,949	1,981	1,836	1,866	2,024	2,059	2,189
Non-Stacking Chair, Four Blade Fixed, Arm 	Plastic Shell, Loose Seat Pad	VR	31	2	25	23.2W x 29D x 33H	0.5	7	943	973	990	1,005	1,023	1,038	1,057	1,074	1,096	1,124	1,157	1,190	1,222	1,255	1,109	1,139	1,297	1,332	1,463
	Wood Shell, Loose Seat Pad	VR	31	2	65	23.2W x 29D x 33H	0.5	7	1,709	1,739	1,756	1,771	1,789	1,804	1,823	1,840	1,862	1,890	1,923	1,956	1,988	2,021	1,875	1,905	2,063	2,098	2,229
Non-Stacking Chair, Four Blade Fixed, Arm 	Plastic Shell, Upholstered Liner	VR	31	2	30	23.2W x 29D x 33.5H	0.8	11	1,037	1,098	1,129	1,161	1,196	1,228	1,263	1,300	1,342	1,397	1,463	1,528	1,594	1,660	1,310	1,365	1,624	1,682	1,897
Non-Stacking Chair, Four Blade Fixed, Arm 	Fully Upholstered	VR	31	2	40	23.2W x 29D x 33.5H	1.4	16	1,129	1,235	1,292	1,348	1,407	1,463	1,528	1,590	1,663	1,760	1,876	1,991	2,104	2,219	-	-	-	-	-

To Order Select Below

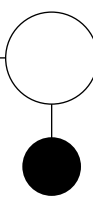
1. Series/Style/Arm



VR302

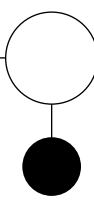
Verve Non-Stacking Chair, Four Blade Fixed, Arm

2. Upholstery



- 10 PLASTIC SHELL
- 20 PLASTIC SHELL, SEAT PAD
- 25 PLASTIC SHELL, LOOSE SEAT PAD
- 30 PLASTIC SHELL, UPHOLSTERED LINER
- 40 FULLY UPHOLSTERED
- 50 WOOD SHELL
- 60 WOOD SHELL, SEAT PAD
- 65 WOOD SHELL, LOOSE SEAT PAD

3. Caster or Glide



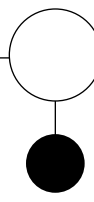
Caster

- C1 HARD, BLACK
- C2 HARD, MILK WITH LIGHT GRAY TIRE
- C3 HARD, LIGHT GRAY
- CS1 SOFT, BLACK **+42**
- CS2 SOFT, MILK WITH LIGHT GRAY TIRE **+42**
- CS3 SOFT, LIGHT GRAY **+42**

Glide

- PG PLASTIC GLIDES
- FG PLASTIC GLIDES WITH FELT PADS

4. Shell Finish



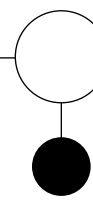
Plastic

- 01 BLACK MATTE
- 02 MILK
- 03 LIGHT GRAY
- 06 RED
- 10 NAVY
- 12 DARK GRAY
- 15 PALE YELLOW
- 16 DUSTY PINK
- 17 MEADOW GREEN
- 18 SOFT BLUE
- 19 SAND

Wood

- DZ01 FLAT CUT WALNUT
- DZ02 RIFT CUT OAK

5. Frame Finish



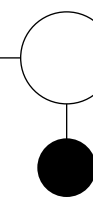
Powder Coat +65

- | | | |
|-------------------|--------------------|-------------------|
| BL BLUE | LG LIGHT GRAY | RO RED ORANGE |
| BM BLACK MATTE | MG MEADOW GREEN | RR RUSTY RED |
| BR BRASS | MK MILK | SB SOFT BLUE |
| BT BLACK TWILIGHT | MS METALLIC SILVER | SD SAND |
| CP CHAMPAGNE | NK NICKEL | TC TERRACOTTA |
| DB DARK BRONZE | NV NAVY | TP TAUPE |
| DG DARK GRAY | OR ORANGE | TS TEXTURED SLATE |
| DP DUSTY PINK | PY PALE YELLOW | YL YELLOW |
| FG FOREST GREEN | RD RED | |

Other

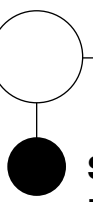
- AL POLISHED ALUMINUM

6. Options



- CONTRASTING THREAD
- CT CT unavailable on Seat Pads (Styles 20 or 60)

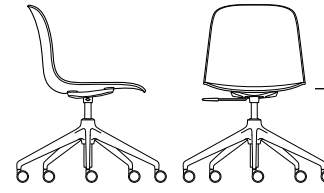
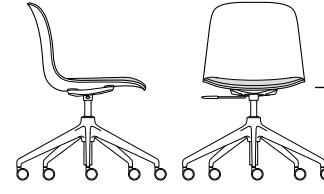
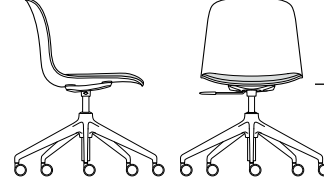
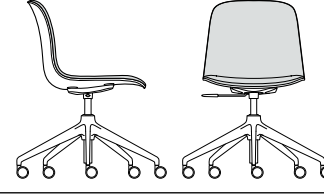
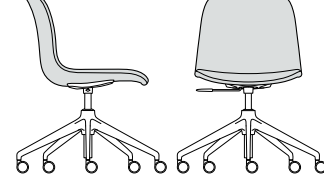
7. Upholstery



See general information section for details on textile program and COM/COL information.

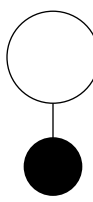
Verve

NON-STACKING CHAIR: FIVE BLADE

TITLE	SHELL/UPHOLSTERY	SERIES	FRAME	ARM	UPH	DIMENSIONS	YDG	SQFT	Textile Upholstery Grades													Leather Upholstery Grades					
									COM	COL	COM	A	B	C	D	E	F	G	H	I	J	K	L	M	W	X	Y
Non-Stacking Chair, Five Blade 	Plastic Shell	VR	35	1	10	29W x 29D x 30.6 - 35.9H	-	-	630	-	-	-	-	-	-	-	-	-	-	-	-	-	-	-	-	-	-
	Wood Shell	VR	35	1	50	29W x 29D x 30.6 - 35.9H	-	-	1,395	-	-	-	-	-	-	-	-	-	-	-	-	-	-	-	-	-	
Non-Stacking Chair, Five Blade 	Plastic Shell, Seat Pad	VR	35	1	20	29W x 29D x 30.6 - 35.9H	0.4	7	803	833	849	866	882	899	919	934	956	984	1,017	1,051	1,083	1,115	970	1,000	1,158	1,193	1,323
	Wood Shell, Seat Pad	VR	35	1	60	29W x 29D x 30.6 - 35.9H	0.4	7	1,569	1,599	1,615	1,632	1,648	1,665	1,685	1,700	1,722	1,750	1,783	1,817	1,849	1,881	1,736	1,766	1,924	1,959	2,089
Non-Stacking Chair, Five Blade 	Plastic Shell, Loose Seat Pad	VR	35	1	25	29W x 29D x 30.6 - 35.9H	0.5	7	843	873	890	905	923	938	957	974	996	1,024	1,057	1,090	1,122	1,155	1,009	1,039	1,197	1,232	1,363
	Wood Shell, Loose Seat Pad	VR	35	1	65	29W x 29D x 30.6 - 35.9H	0.5	7	1,609	1,639	1,656	1,671	1,689	1,704	1,723	1,740	1,762	1,790	1,823	1,856	1,888	1,921	1,775	1,805	1,963	1,998	2,129
Non-Stacking Chair, Five Blade 	Plastic Shell, Upholstered Liner	VR	35	1	30	29W x 29D x 31.1 - 36.4H	0.8	11	937	998	1,029	1,061	1,096	1,128	1,163	1,200	1,242	1,297	1,363	1,428	1,494	1,560	1,210	1,265	1,524	1,582	1,797
Non-Stacking Chair, Five Blade 	Fully Upholstered	VR	35	1	40	29W x 29D x 31.1 - 36.4H	1.4	16	1,029	1,135	1,192	1,248	1,307	1,363	1,428	1,490	1,563	1,660	1,776	1,891	2,004	2,119	-	-	-	-	-

To Order Select Below

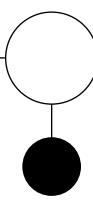
1. Series/Style/Arm



VR351

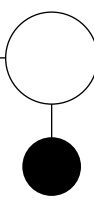
Verve Non-Stacking Chair, Five Blade

2. Upholstery



- 10 PLASTIC SHELL
- 20 PLASTIC SHELL, SEAT PAD
- 25 PLASTIC SHELL, LOOSE SEAT PAD
- 30 PLASTIC SHELL, UPHOLSTERED LINER
- 40 FULLY UPHOLSTERED
- 50 WOOD SHELL
- 60 WOOD SHELL, SEAT PAD
- 65 WOOD SHELL, LOOSE SEAT PAD

3. Caster or Glide



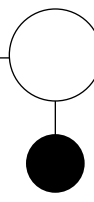
Caster

- C1 HARD, BLACK
- C2 HARD, MILK WITH LIGHT GRAY TIRE
- C3 HARD, LIGHT GRAY
- CS1 SOFT, BLACK **+42**
- CS2 SOFT, MILK WITH LIGHT GRAY TIRE **+42**
- CS3 SOFT, LIGHT GRAY **+42**

Glide

- PG PLASTIC GLIDES
- FG PLASTIC GLIDES WITH FELT PADS

4. Shell Finish



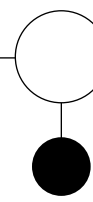
Plastic

- 01 BLACK MATTE
- 02 MILK
- 03 LIGHT GRAY
- 06 RED
- 10 NAVY
- 12 DARK GRAY
- 15 PALE YELLOW
- 16 DUSTY PINK
- 17 MEADOW GREEN
- 18 SOFT BLUE
- 19 SAND

Wood

- DZ01 FLAT CUT WALNUT
- DZ02 RIFT CUT OAK

5. Frame Finish



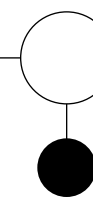
Powder Coat +53

- | | | |
|-------------------|--------------------|-------------------|
| BL BLUE | LG LIGHT GRAY | RO RED ORANGE |
| BM BLACK MATTE | MG MEADOW GREEN | RR RUSTY RED |
| BR BRASS | MK MILK | SB SOFT BLUE |
| BT BLACK TWILIGHT | MS METALLIC SILVER | SD SAND |
| CP CHAMPAGNE | NK NICKEL | TC TERRACOTTA |
| DB DARK BRONZE | NV NAVY | TP TAUPE |
| DG DARK GRAY | OR ORANGE | TS TEXTURED SLATE |
| DP DUSTY PINK | PY PALE YELLOW | YL YELLOW |
| FG FOREST GREEN | RD RED | |

Other

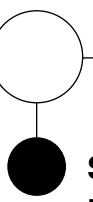
- AL POLISHED ALUMINUM

6. Options



- CONTRASTING THREAD
 - CT
- CT unavailable on Seat Pads (Styles 20 or 60)

7. Upholstery










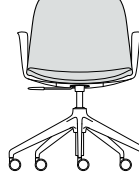


See general information section for details on textile program and COM/COL information.

Cylinder and lever handles match caster color selected. On chairs with glides, cylinders and lever handles are black, unless Milk or Light Gray is the selected frame color. Exception: Polished Aluminum frames will ship with chrome cylinders.

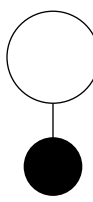
Verve

NON-STACKING CHAIR: FIVE BLADE, ARM

TITLE	SHELL/UPHOLSTERY	SERIES	FRAME	ARM	UPH	DIMENSIONS	YDG	SQFT	Textile Upholstery Grades														Leather Upholstery Grades				
									COM	COL	COM	A	B	C	D	E	F	G	H	I	J	K	L	M	W	X	Y
Non-Stacking Chair, Five Blade, Arm  	Plastic Shell	VR	35	2	10	29W x 29D x 30.6 - 35.9H	-	-	796	-	-	-	-	-	-	-	-	-	-	-	-	-	-	-	-	-	-
	Wood Shell	VR	35	2	50	29W x 29D x 30.6 - 35.9H	-	-	1,561	-	-	-	-	-	-	-	-	-	-	-	-	-	-	-	-	-	
Non-Stacking Chair, Five Blade, Arm  	Plastic Shell, Seat Pad	VR	35	2	20	29W x 29D x 30.6 - 35.9H	0.4	7	969	999	1,015	1,032	1,048	1,065	1,085	1,100	1,122	1,150	1,183	1,217	1,249	1,281	1,136	1,166	1,324	1,359	1,489
	Wood Shell, Seat Pad	VR	35	2	60	29W x 29D x 30.6 - 35.9H	0.4	7	1,735	1,765	1,781	1,798	1,814	1,831	1,851	1,866	1,888	1,916	1,949	1,983	2,015	2,047	1,902	1,932	2,090	2,125	2,255
Non-Stacking Chair, Five Blade, Arm  	Plastic Shell, Loose Seat Pad	VR	35	2	25	29W x 29D x 30.6 - 35.9H	0.5	7	1,009	1,039	1,056	1,071	1,089	1,104	1,123	1,140	1,162	1,190	1,223	1,256	1,288	1,321	1,175	1,205	1,363	1,398	1,529
	Wood Shell, Loose Seat Pad	VR	35	2	65	29W x 29D x 30.6 - 35.9H	0.5	7	1,775	1,805	1,822	1,837	1,855	1,870	1,889	1,906	1,928	1,956	1,989	2,022	2,054	2,087	1,941	1,971	2,129	2,164	2,295
Non-Stacking Chair, Five Blade, Arm  	Plastic Shell, Upholstered Liner	VR	35	2	30	29W x 29D x 31.1 - 36.4H	0.8	11	1,103	1,164	1,195	1,227	1,262	1,294	1,329	1,366	1,408	1,463	1,529	1,594	1,660	1,726	1,376	1,431	1,690	1,748	1,963
Non-Stacking Chair, Five Blade, Arm  	Fully Upholstered	VR	35	2	40	29W x 29D x 31.1 - 36.4H	1.4	16	1,195	1,301	1,358	1,414	1,473	1,529	1,594	1,656	1,729	1,826	1,942	2,057	2,170	2,285	-	-	-	-	-

To Order Select Below

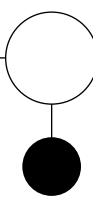
1. Series/Style/Arm



VR352

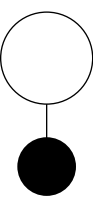
Verve Non-Stacking Chair, Five Blade, Arm

2. Upholstery



- 10 PLASTIC SHELL
- 20 PLASTIC SHELL, SEAT PAD
- 25 PLASTIC SHELL, LOOSE SEAT PAD
- 30 PLASTIC SHELL, UPHOLSTERED LINER
- 40 FULLY UPHOLSTERED
- 50 WOOD SHELL
- 60 WOOD SHELL, SEAT PAD
- 65 WOOD SHELL, LOOSE SEAT PAD

3. Caster or Glide



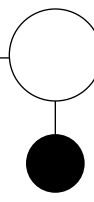
Caster

- C1 HARD, BLACK
- C2 HARD, MILK WITH LIGHT GRAY TIRE
- C3 HARD, LIGHT GRAY
- CS1 SOFT, BLACK **+42**
- CS2 SOFT, MILK WITH LIGHT GRAY TIRE **+42**
- CS3 SOFT, LIGHT GRAY **+42**

Glide

- PG PLASTIC GLIDES
- FG PLASTIC GLIDES WITH FELT PADS

4. Shell Finish



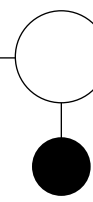
Plastic

- 01 BLACK MATTE
- 02 MILK
- 03 LIGHT GRAY
- 06 RED
- 10 NAVY
- 12 DARK GRAY
- 15 PALE YELLOW
- 16 DUSTY PINK
- 17 MEADOW GREEN
- 18 SOFT BLUE
- 19 SAND

Wood

- DZ01 FLAT CUT WALNUT
- DZ02 RIFT CUT OAK

5. Frame Finish



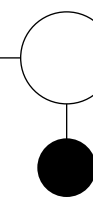
Powder Coat +65

- | | | |
|-------------------|--------------------|-------------------|
| BL BLUE | LG LIGHT GRAY | RO RED ORANGE |
| BM BLACK MATTE | MG MEADOW GREEN | RR RUSTY RED |
| BR BRASS | MK MILK | SB SOFT BLUE |
| BT BLACK TWILIGHT | MS METALLIC SILVER | SD SAND |
| CP CHAMPAGNE | NK NICKEL | TC TERRACOTTA |
| DB DARK BRONZE | NV NAVY | TP TAUPE |
| DG DARK GRAY | OR ORANGE | TS TEXTURED SLATE |
| DP DUSTY PINK | PY PALE YELLOW | YL YELLOW |
| FG FOREST GREEN | RD RED | |

Other

- AL POLISHED ALUMINUM

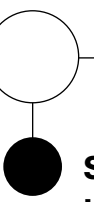
6. Options



- CONTRASTING
- CT THREAD

CT unavailable on Seat Pads (Styles 20 or 60)

7. Upholstery













See general information section for details on textile program and COM/COL information.

Cylinder and lever handles match caster color selected. On chairs with glides, cylinders and lever handles are black, unless Milk or Light Gray is the selected frame color. Exception: Polished Aluminum frames will ship with chrome cylinders.

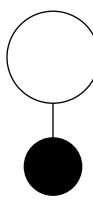
Verve

NON-STACKING CHAIR: SLED

TITLE	SHELL/UPHOLSTERY	SERIES	FRAME	ARM	UPH	DIMENSIONS	YDG	SQFT	Textile Upholstery Grades													Leather Upholstery Grades					
									COM	COL	COM	A	B	C	D	E	F	G	H	I	J	K	L	M	W	X	Y
Non-Stacking Chair, Sled  	Plastic Shell	VR	51	1	10	18.7W x 21.8D x 33.3H	-	-	504	-	-	-	-	-	-	-	-	-	-	-	-	-	-	-	-	-	-
	Wood Shell	VR	51	1	50	18.7W x 21.8D x 33.3H	-	-	1,269	-	-	-	-	-	-	-	-	-	-	-	-	-	-	-	-	-	
Non-Stacking Chair, Sled  	Plastic Shell, Seat Pad	VR	51	1	20	18.7W x 21.8D x 33.3H	0.4	7	677	707	723	740	756	773	793	808	830	858	891	925	957	989	844	874	1,032	1,067	1,197
	Wood Shell, Seat Pad	VR	51	1	60	18.7W x 21.8D x 33.3H	0.4	7	1,443	1,473	1,489	1,506	1,522	1,539	1,559	1,574	1,596	1,624	1,657	1,691	1,723	1,755	1,610	1,640	1,798	1,833	1,963
Non-Stacking Chair, Sled  	Plastic Shell, Loose Seat Pad	VR	51	1	25	18.7W x 21.8D x 33.3H	0.5	7	717	747	764	779	797	812	831	848	870	898	931	964	996	1,029	883	913	1,071	1,106	1,237
	Wood Shell, Loose Seat Pad	VR	51	1	65	18.7W x 21.8D x 33.3H	0.5	7	1,483	1,513	1,530	1,545	1,563	1,578	1,597	1,614	1,636	1,664	1,697	1,730	1,762	1,795	1,649	1,679	1,837	1,872	2,003
Non-Stacking Chair, Sled  	Plastic Shell, Upholstered Liner	VR	51	1	30	19.6W x 22.7D x 33.8H	0.8	11	811	872	903	935	970	1,002	1,037	1,074	1,116	1,171	1,237	1,302	1,368	1,434	1,084	1,139	1,398	1,456	1,671
Non-Stacking Chair, Sled  	Fully Upholstered	VR	51	1	40	19.6W x 22.7D x 33.8H	1.4	16	903	1,009	1,066	1,122	1,181	1,237	1,302	1,364	1,437	1,534	1,650	1,765	1,878	1,993	-	-	-	-	-

To Order Select Below

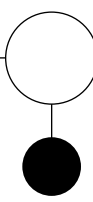
1. Series/Style/Arm



VR511

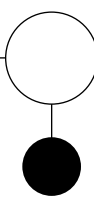
Verve Non-Stacking Chair, Sled

2. Upholstery



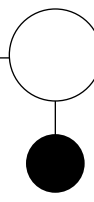
- 10 PLASTIC SHELL
- 20 PLASTIC SHELL, SEAT PAD
- 25 PLASTIC SHELL, LOOSE SEAT PAD
- 30 PLASTIC SHELL, UPHOLSTERED LINER
- 40 FULLY UPHOLSTERED
- 50 WOOD SHELL
- 60 WOOD SHELL, SEAT PAD
- 65 WOOD SHELL, LOOSE SEAT PAD

3. Glide



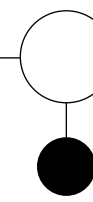
- Glide**
- PG PLASTIC GLIDES
- FG PLASTIC GLIDES WITH FELT PADS

4. Shell Finish



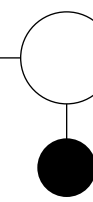
- Plastic**
 - 01 BLACK MATTE
 - 02 MILK
 - 03 LIGHT GRAY
 - 06 RED
 - 10 NAVY
 - 12 DARK GRAY
 - 15 PALE YELLOW
 - 16 DUSTY PINK
 - 17 MEADOW GREEN
 - 18 SOFT BLUE
 - 19 SAND
- Wood**
 - DZ01 FLAT CUT WALNUT
 - DZ02 RIFT CUT OAK

5. Frame Finish



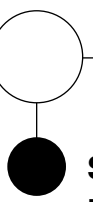
- Powder Coat**
 - BL BLUE
 - BM BLACK MATTE
 - BR BRASS
 - BT BLACK TWILIGHT
 - CP CHAMPAGNE
 - DB DARK BRONZE
 - DG DARK GRAY
 - DP DUSTY PINK
 - FG FOREST GREEN
 - LG LIGHT GRAY
 - MG MEADOW GREEN
 - MK MILK
 - MS METALLIC SILVER
 - NK NICKEL
 - NV NAVY
 - OR ORANGE
 - PY PALE YELLOW
 - RD RED
 - RO RED ORANGE
 - RR RUSTY RED
 - SB SOFT BLUE
 - SD SAND
 - TC TERRACOTTA
 - TP TAUPE
 - TS TEXTURED SLATE
 - YL YELLOW
- Other**
 - CH CHROME

6. Options



- CONTRASTING THREAD
- CT
- CT unavailable on Seat Pads (Styles 20 or 60)






7. Upholstery



See general information section for details on textile program and COM/COL information.

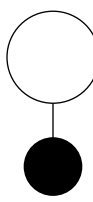
Verve

NON-STACKING CHAIR: FOUR LEG STEEL

TITLE	SHELL/UPHOLSTERY	SERIES	FRAME	ARM	UPH	DIMENSIONS	YDG	SQFT	Textile Upholstery Grades														Leather Upholstery Grades				
									COM	COL	COM	A	B	C	D	E	F	G	H	I	J	K	L	M	W	X	Y
Non-Stacking Chair, Four Leg Steel 	Plastic Shell	VR	11	1	10	18.7W x 21.8D x 33.1H	-	-	504	-	-	-	-	-	-	-	-	-	-	-	-	-	-	-	-	-	-
	Wood Shell	VR	11	1	50	18.7W x 21.8D x 33.1H	-	-	1,269	-	-	-	-	-	-	-	-	-	-	-	-	-	-	-	-	-	
Non-Stacking Chair, Four Leg Steel 	Plastic Shell, Seat Pad	VR	11	1	20	18.7W x 21.8D x 33.1H	0.4	7	677	707	723	740	756	773	793	808	830	858	891	925	957	989	844	874	1,032	1,067	1,197
	Wood Shell, Seat Pad	VR	11	1	60	18.7W x 21.8D x 33.1H	0.4	7	1,443	1,473	1,489	1,506	1,522	1,539	1,559	1,574	1,596	1,624	1,657	1,691	1,723	1,755	1,610	1,640	1,798	1,833	1,963
Non-Stacking Chair, Four Leg Steel 	Plastic Shell, Loose Seat Pad	VR	11	1	25	18.7W x 21.8D x 33.1H	0.5	7	717	747	764	779	797	812	831	848	870	898	931	964	996	1,029	883	913	1,071	1,106	1,237
	Wood Shell, Loose Seat Pad	VR	11	1	65	18.7W x 21.8D x 33.1H	0.5	7	1,483	1,513	1,530	1,545	1,563	1,578	1,597	1,614	1,636	1,664	1,697	1,730	1,762	1,795	1,649	1,679	1,837	1,872	2,003
Non-Stacking Chair, Four Leg Steel 	Plastic Shell, Upholstered Liner	VR	11	1	30	19.6W x 22.7D x 33.6H	0.8	11	811	872	903	935	970	1,002	1,037	1,074	1,116	1,171	1,237	1,302	1,368	1,434	1,084	1,139	1,398	1,456	1,671
Non-Stacking Chair, Four Leg Steel 	Fully Upholstered	VR	11	1	40	19.6W x 22.7D x 33.6H	1.4	16	903	1,009	1,066	1,122	1,181	1,237	1,302	1,364	1,437	1,534	1,650	1,765	1,878	1,993	-	-	-	-	-

To Order Select Below

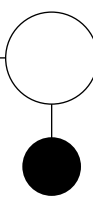
1. Series/Style/Arm



VR111

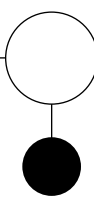
Verve Non-Stacking Chair, Four Leg Steel

2. Upholstery



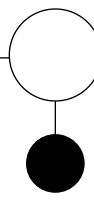
- 10 PLASTIC SHELL
- 20 PLASTIC SHELL, SEAT PAD
- 25 PLASTIC SHELL, LOOSE SEAT PAD
- 30 PLASTIC SHELL, UPHOLSTERED LINER
- 40 FULLY UPHOLSTERED
- 50 WOOD SHELL
- 60 WOOD SHELL, SEAT PAD
- 65 WOOD SHELL, LOOSE SEAT PAD

3. Glide



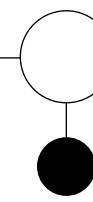
- PG PLASTIC GLIDES
- FG PLASTIC GLIDES WITH FELT PADS

4. Shell Finish



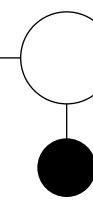
- Plastic**
- 01 BLACK MATTE
- 02 MILK
- 03 LIGHT GRAY
- 06 RED
- 10 NAVY
- 12 DARK GRAY
- 15 PALE YELLOW
- 16 DUSTY PINK
- 17 MEADOW GREEN
- 18 SOFT BLUE
- 19 SAND
- Wood**
- DZ01 FLAT CUT WALNUT
- DZ02 RIFT CUT OAK

5. Frame Finish



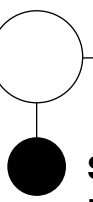
- Powder Coat**
- BL BLUE
- BM BLACK MATTE
- BR BRASS
- BT BLACK TWILIGHT
- CP CHAMPAGNE
- DB DARK BRONZE
- DG DARK GRAY
- DP DUSTY PINK
- FG FOREST GREEN
- LG LIGHT GRAY
- MG MEADOW GREEN
- MK MILK
- MS METALLIC SILVER
- NK NICKEL
- NV NAVY
- OR ORANGE
- PY PALE YELLOW
- RD RED
- RO RED ORANGE
- RR RUSTY RED
- SB SOFT BLUE
- SD SAND
- TC TERRACOTTA
- TP TAUPE
- TS TEXTURED SLATE
- YL YELLOW
- Other**
- CH CHROME

6. Options



- CONTRASTING THREAD
- CT
- CT unavailable on Seat Pads (Styles 20 or 60)











7. Upholstery



See general information section for details on textile program and COM/COL information.

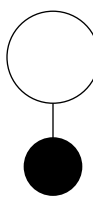
Verve

NON-STACKING CHAIR: FOUR LEG ALUMINUM

TITLE	SHELL/UPHOLSTERY	SERIES	FRAME	ARM	UPH	DIMENSIONS	YDG	SQFT	Textile Upholstery Grades													Leather Upholstery Grades						
									COM	COL	COM	A	B	C	D	E	F	G	H	I	J	K	L	M	W	X	Y	E1
Non-Stacking Chair, Four Leg Aluminum  	Plastic Shell	VR	12	1	10	18.7W x 21.8D x 33.1H	-	-	624	-	-	-	-	-	-	-	-	-	-	-	-	-	-	-	-	-	-	-
	Wood Shell	VR	12	1	50	18.7W x 21.8D x 33.1H	-	-	1,389	-	-	-	-	-	-	-	-	-	-	-	-	-	-	-	-	-	-	
Non-Stacking Chair, Four Leg Aluminum  	Plastic Shell, Seat Pad	VR	12	1	20	18.7W x 21.8D x 33.1H	0.4	7	797	827	843	860	876	893	913	928	950	978	1,011	1,045	1,077	1,109	964	994	1,152	1,187	1,317	
	Wood Shell, Seat Pad	VR	12	1	60	18.7W x 21.8D x 33.1H	0.4	7	1,563	1,593	1,609	1,626	1,642	1,659	1,679	1,694	1,716	1,744	1,777	1,811	1,843	1,875	1,730	1,760	1,918	1,953	2,083	
Non-Stacking Chair, Four Leg Aluminum  	Plastic Shell, Loose Seat Pad	VR	12	1	25	18.7W x 21.8D x 33.1H	0.5	7	837	867	884	899	917	932	951	968	990	1,018	1,051	1,084	1,116	1,149	1,003	1,033	1,191	1,226	1,357	
	Wood Shell, Loose Seat Pad	VR	12	1	65	18.7W x 21.8D x 33.1H	0.5	7	1,603	1,633	1,650	1,665	1,683	1,698	1,717	1,734	1,756	1,784	1,817	1,850	1,882	1,915	1,769	1,799	1,957	1,992	2,123	
Non-Stacking Chair, Four Leg Aluminum  	Plastic Shell, Upholstered Liner	VR	12	1	30	19.6W x 22.7D x 33.6H	0.8	11	931	992	1,023	1,055	1,090	1,122	1,157	1,194	1,236	1,291	1,357	1,422	1,488	1,554	1,204	1,259	1,518	1,576	1,791	
Non-Stacking Chair, Four Leg Aluminum  	Fully Upholstered	VR	12	1	40	19.6W x 22.7D x 33.6H	1.4	16	1,023	1,129	1,186	1,242	1,301	1,357	1,422	1,484	1,557	1,654	1,770	1,885	1,998	2,113	-	-	-	-	-	

To Order Select Below

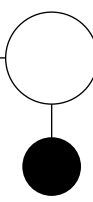
1. Series/Style/Arm



VR121

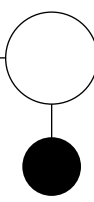
Verve Non-Stacking Chair, Four Leg Aluminum

2. Upholstery



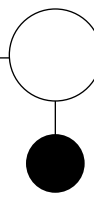
- 10 PLASTIC SHELL
- 20 PLASTIC SHELL, SEAT PAD
- 25 PLASTIC SHELL, LOOSE SEAT PAD
- 30 PLASTIC SHELL, UPHOLSTERED LINER
- 40 FULLY UPHOLSTERED
- 50 WOOD SHELL
- 60 WOOD SHELL, SEAT PAD
- 65 WOOD SHELL, LOOSE SEAT PAD

3. Glide



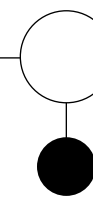
- Glide**
- PG PLASTIC GLIDES

4. Shell Finish



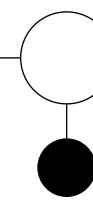
- Plastic**
 - 01 BLACK MATTE
 - 02 MILK
 - 03 LIGHT GRAY
 - 06 RED
 - 10 NAVY
 - 12 DARK GRAY
 - 15 PALE YELLOW
 - 16 DUSTY PINK
 - 17 MEADOW GREEN
 - 18 SOFT BLUE
 - 19 SAND
- Wood**
 - DZ01 FLAT CUT WALNUT
 - DZ02 RIFT CUT OAK

5. Frame Finish



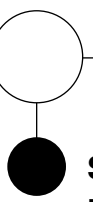
- Powder Coat +25**
 - BL BLUE
 - BM BLACK MATTE
 - BR BRASS
 - BT BLACK TWILIGHT
 - CP CHAMPAGNE
 - DB DARK BRONZE
 - DG DARK GRAY
 - DP DUSTY PINK
 - FG FOREST GREEN
 - LG LIGHT GRAY
 - MG MEADOW GREEN
 - MK MILK
 - MS METALLIC SILVER
 - NK NICKEL
 - NV NAVY
 - OR ORANGE
 - PY PALE YELLOW
 - RD RED
 - RO RED ORANGE
 - RR RUSTY RED
 - SB SOFT BLUE
 - SD SAND
 - TC TERRACOTTA
 - TP TAUPE
 - TS TEXTURED SLATE
 - YL YELLOW
- Other**
 - AL POLISHED ALUMINUM

6. Options



- CONTRASTING THREAD
- CT
- CT unavailable on Seat Pads (Styles 20 or 60)











7. Upholstery



See general information section for details on textile program and COM/COL information.

Verve

NON-STACKING CHAIR: FOUR LEG WOOD






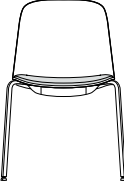


TITLE	SHELL/UPHOLSTERY	SERIES	FRAME	ARM	UPH	DIMENSIONS	YDG	SQFT	Textile Upholstery Grades														Leather Upholstery Grades					
									COM	COL	COM	A	B	C	D	E	F	G	H	I	J	K	L	M	W	X	Y	E1
Non-Stacking Chair, Four Leg Wood  	Plastic Shell	VR	13	1	10	18.7W x 21.8D x 32.8H	-	-	821	-	-	-	-	-	-	-	-	-	-	-	-	-	-	-	-	-	-	-
	Wood Shell	VR	13	1	50	18.7W x 21.8D x 32.8H	-	-	1,586	-	-	-	-	-	-	-	-	-	-	-	-	-	-	-	-	-	-	
Non-Stacking Chair, Four Leg Wood  	Plastic Shell, Seat Pad	VR	13	1	20	18.7W x 21.8D x 32.8H	0.4	7	994	1,024	1,040	1,057	1,073	1,090	1,110	1,125	1,147	1,175	1,208	1,242	1,274	1,306	1,161	1,191	1,349	1,384	1,514	
	Wood Shell, Seat Pad	VR	13	1	60	18.7W x 21.8D x 32.8H	0.4	7	1,760	1,790	1,806	1,823	1,839	1,856	1,876	1,891	1,913	1,941	1,974	2,008	2,040	2,072	1,927	1,957	2,115	2,150	2,280	
Non-Stacking Chair, Four Leg Wood  	Plastic Shell, Loose Seat Pad	VR	13	1	25	18.7W x 21.8D x 32.8H	0.5	7	1,034	1,064	1,081	1,096	1,114	1,129	1,148	1,165	1,187	1,215	1,248	1,281	1,313	1,346	1,200	1,230	1,388	1,423	1,554	
	Wood Shell, Loose Seat Pad	VR	13	1	65	18.7W x 21.8D x 32.8H	0.5	7	1,800	1,830	1,847	1,862	1,880	1,895	1,914	1,931	1,953	1,981	2,014	2,047	2,079	2,112	1,966	1,996	2,154	2,189	2,320	
Non-Stacking Chair, Four Leg Wood  	Plastic Shell, Upholstered Liner	VR	13	1	30	19.6W x 22.7D x 33.3H	0.8	11	1,128	1,189	1,220	1,252	1,287	1,319	1,354	1,391	1,433	1,488	1,554	1,619	1,685	1,751	1,401	1,456	1,715	1,773	1,988	
Non-Stacking Chair, Four Leg Wood  	Fully Upholstered	VR	13	1	40	19.6W x 22.7D x 33.3H	1.4	16	1,220	1,326	1,383	1,439	1,498	1,554	1,619	1,681	1,754	1,851	1,967	2,082	2,195	2,310	-	-	-	-	-	

To Order Select Below

<p>1. Series/Style/Arm</p> <p>VR131</p> <p>Verve Non-Stacking Chair, Four Leg Wood</p>	<p>2. Upholstery</p> <p>10 PLASTIC SHELL</p> <p>20 PLASTIC SHELL, SEAT PAD</p> <p>25 PLASTIC SHELL, LOOSE SEAT PAD</p> <p>30 PLASTIC SHELL, UPHOLSTERED LINER</p> <p>40 FULLY UPHOLSTERED</p> <p>50 WOOD SHELL</p> <p>60 WOOD SHELL, SEAT PAD</p> <p>65 WOOD SHELL, LOOSE SEAT PAD</p>	<p>3. Glide</p> <p>PG PLASTIC GLIDES</p> <p>FG PLASTIC GLIDES WITH FELT PADS</p>	<p>4. Shell Finish</p> <p>01 BLACK MATTE</p> <p>02 MILK</p> <p>03 LIGHT GRAY</p> <p>06 RED</p> <p>10 NAVY</p> <p>12 DARK GRAY</p> <p>15 PALE YELLOW</p> <p>16 DUSTY PINK</p> <p>17 MEADOW GREEN</p> <p>18 SOFT BLUE</p> <p>19 SAND</p>	<p>5. Frame Finish</p> <p>DZ01 FLAT CUT WALNUT</p> <p>DZ02 RIFT CUT OAK</p> <p>BL BLUE</p> <p>BM BLACK MATTE</p> <p>BR BRASS</p> <p>BT BLACK TWILIGHT</p> <p>CP CHAMPAGNE</p> <p>DB DARK BRONZE</p> <p>DG DARK GRAY</p> <p>DP DUSTY PINK</p> <p>FG FOREST GREEN</p> <p>AL POLISHED ALUMINUM</p> <p>Other</p>	<p>6. Wood Finishes</p> <p>81 WHITE OAK</p> <p>83 NATURAL MAPLE</p> <p>85 WALNUT +68</p> <p>87 OPAQUE BLACK +68</p>	<p>7 & 8. Options & Upholstery</p> <p>CONTRASTING THREAD</p> <p>CT unavailable on Seat Pads (Styles 20 or 60)</p> <p>See general information section for details on textile program and COM/COL information.</p>
--	---	---	---	---	--	--

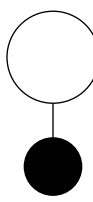
Verve

STACKING CHAIR: FOUR LEG STEEL

TITLE	SHELL/UPHOLSTERY	SERIES	FRAME	ARM	UPH	DIMENSIONS	YDG	SQFT	Textile Upholstery Grades													Leather Upholstery Grades					
									COM	COL	COM	A	B	C	D	E	F	G	H	I	J	K	L	M	W	X	Y
Stacking Chair, Four Leg Steel	 Plastic Shell	VR	10	1	10	18.7W x 21.8D x 33.1H	-	-	462	-	-	-	-	-	-	-	-	-	-	-	-	-	-	-	-	-	-
	 Wood Shell	VR	10	1	50	18.7W x 21.8D x 33.1H	-	-	1,227	-	-	-	-	-	-	-	-	-	-	-	-	-	-	-	-	-	-
Stacking Chair, Four Leg Steel	 Plastic Shell, Seat Pad	VR	10	1	20	18.7W x 21.8D x 33.1H	0.4	7	635	665	681	698	714	731	751	766	788	816	849	883	915	947	802	832	990	1,025	1,155
	 Wood Shell, Seat Pad	VR	10	1	60	18.7W x 21.8D x 33.1H	0.4	7	1,401	1,431	1,447	1,464	1,480	1,497	1,517	1,532	1,554	1,582	1,615	1,649	1,681	1,713	1,568	1,598	1,756	1,791	1,921
Stacking Chair, Four Leg Steel	 Plastic Shell, Loose Seat Pad	VR	10	1	25	18.7W x 21.8D x 33.1H	0.5	7	675	705	722	737	755	770	789	806	828	856	889	922	954	987	841	871	1,029	1,064	1,195
	 Wood Shell, Loose Seat Pad	VR	10	1	65	18.7W x 21.8D x 33.1H	0.5	7	1,441	1,471	1,488	1,503	1,521	1,536	1,555	1,572	1,594	1,622	1,655	1,688	1,720	1,753	1,607	1,637	1,795	1,830	1,961
Stacking Chair, Four Leg Steel	 Plastic Shell, Upholstered Liner	VR	10	1	30	19.6W x 22.7D x 33.6H	0.8	11	769	830	861	893	928	960	995	1,032	1,074	1,129	1,195	1,260	1,326	1,392	1,042	1,097	1,356	1,414	1,629
Stacking Chair, Four Leg Steel	 Fully Upholstered	VR	10	1	40	19.6W x 22.7D x 33.6H	1.4	16	861	967	1,024	1,080	1,139	1,195	1,260	1,322	1,395	1,492	1,608	1,723	1,836	1,951	-	-	-	-	-

To Order Select Below

1. Series/Style/Arm



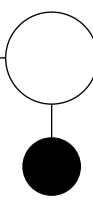
VR101

Verve Stacking Chair, Four Leg Steel

Stacking on Floor:
8 high - Verve Plastic
5 high - Verve Wood
5 high - Verve Wood w/ Uph.

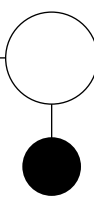
Stacking on Dolly:
14 high - Verve Plastic
14 high - Verve Wood
10 high - Verve Wood w/ Uph.

2. Upholstery



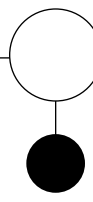
10	PLASTIC SHELL
20	PLASTIC SHELL, SEAT PAD
25	PLASTIC SHELL, LOOSE SEAT PAD
30	PLASTIC SHELL, UPHOLSTERED LINER
40	FULLY UPHOLSTERED
50	WOOD SHELL
60	WOOD SHELL, SEAT PAD
65	WOOD SHELL, LOOSE SEAT PAD

3. Glide



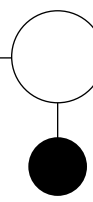
PG	PLASTIC GLIDES
	PLASTIC GLIDES WITH FELT PADS
FG	

4. Shell Finish



01	BLACK MATTE	DZ01	FLAT CUT WALNUT
02	MILK	DZ02	RIFT CUT OAK
03	LIGHT GRAY		
06	RED		
10	NAVY		
12	DARK GRAY		
15	PALE YELLOW		
16	DUSTY PINK		
17	MEADOW GREEN		
18	SOFT BLUE		
19	SAND		

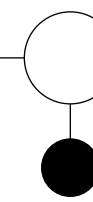
5. Frame Finish



BL	BLUE	LG	LIGHT GRAY	RO	RED ORANGE
BM	BLACK MATTE	MG	MEADOW GREEN	RR	RUSTY RED
BR	BRASS	MK	MILK	SB	SOFT BLUE
BT	BLACK TWILIGHT	MS	METALLIC SILVER	SD	SAND
CP	CHAMPAGNE	NK	NICKEL	TC	TERRACOTTA
DB	DARK BRONZE	NV	NAVY	TP	TAUPE
DG	DARK GRAY	OR	ORANGE	TS	TEXTURED SLATE
DP	DUSTY PINK	PY	PALE YELLOW	YL	YELLOW
FG	FOREST GREEN	RD	RED		
	Other				
CH	CHROME				

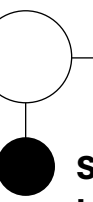
Stylex will not warrant painted frames against damage caused by stacking. Only use dollies with chrome frames. We will not warrant powder coated Verve frames used on dollies against damage to the finish.

6. Options



CT	CONTRASTING THREAD
CT unavailable on Seat Pads (Styles 20 or 60)	
	Accessories
VRTD2	VERVE TRANSPORT DOLLY FOR FOUR LEG FRAME PLASTIC OR WOOD SHELL +1,208
VRTD4	VERVE TRANSPORT DOLLY FOR FOUR LEG FRAME PLASTIC OR WOOD SHELL WITH UPHOLSTERY +1,208

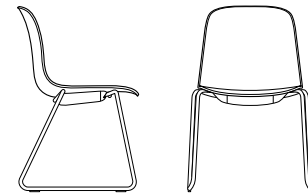
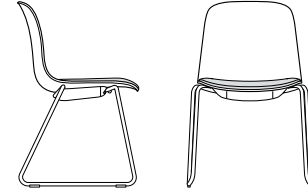
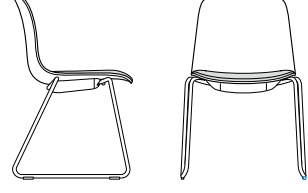


7. Upholstery



See general information section for details on textile program and COM/COL information.

Verve

STACKING CHAIR: SLED

TITLE	SHELL/UPHOLSTERY	SERIES	FRAME	ARM	UPH	DIMENSIONS	YDG	COL	Textile Upholstery Grades													Leather Upholstery Grades						
									COM	COL	COM	A	B	C	D	E	F	G	H	I	J	K	L	M	W	X	Y	E1
Stacking Chair, Sled 	Plastic Shell	VR	50	1	10	18.7W x 21.8D x 33.1H	-	-	449	-	-	-	-	-	-	-	-	-	-	-	-	-	-	-	-	-	-	-
	Wood Shell	VR	50	1	50	18.7W x 21.8D x 33.1H	-	-	1,214	-	-	-	-	-	-	-	-	-	-	-	-	-	-	-	-	-	-	
Stacking Chair, Sled 	Plastic Shell, Seat Pad	VR	50	1	20	18.7W x 21.8D x 33.1H	0.4	7	622	652	668	685	701	718	738	753	775	803	836	870	902	934	789	819	977	1,012	1,142	
	Wood Shell, Seat Pad	VR	50	1	60	18.7W x 21.8D x 33.1H	0.4	7	1,388	1,418	1,434	1,451	1,467	1,484	1,504	1,519	1,541	1,569	1,602	1,636	1,668	1,700	1,555	1,585	1,743	1,778	1,908	
Stacking Chair, Sled 	Plastic Shell, Loose Seat Pad	VR	50	1	25	18.7W x 21.8D x 33.1H	0.5	7	662	692	709	724	742	757	776	793	815	843	876	909	941	974	828	858	1,016	1,051	1,182	
	Wood Shell, Loose Seat Pad	VR	50	1	65	18.7W x 21.8D x 33.1H	0.5	7	1,428	1,458	1,475	1,490	1,508	1,523	1,542	1,559	1,581	1,609	1,642	1,675	1,707	1,740	1,594	1,624	1,782	1,817	1,948	
Stacking Chair, Sled 	Plastic Shell, Upholstered Liner	VR	50	1	30	19.6W x 22.7D x 33.6H	0.8	11	756	817	848	880	915	947	982	1,019	1,061	1,116	1,182	1,247	1,313	1,379	1,029	1,084	1,343	1,401	1,616	
Stacking Chair, Sled 	Fully Upholstered	VR	50	1	40	19.6W x 22.7D x 33.6H	1.4	16	848	954	1,011	1,067	1,126	1,182	1,247	1,309	1,382	1,479	1,595	1,710	1,823	1,938	-	-	-	-	-	

To Order Select Below

1. Series/Style/Arm

<input type="radio"/>	VR501
-----------------------	-------

Verve Stacking Chair, Sled

Stacking on Floor:
8 high - Verve Plastic
5 high - Verve Wood
5 high - Verve Wood w/ Uph.

Stacking on Dolly:
14 high - Verve Plastic
14 high - Verve Wood
10 high - Verve Wood w/ Uph.

2. Upholstery

<input type="radio"/>	10	PLASTIC SHELL
<input type="radio"/>	20	PLASTIC SHELL, SEAT PAD
<input type="radio"/>	25	PLASTIC SHELL, LOOSE SEAT PAD
<input type="radio"/>	30	PLASTIC SHELL, UPHOLSTERED LINER
<input type="radio"/>	40	FULLY UPHOLSTERED
<input type="radio"/>	50	WOOD SHELL
<input type="radio"/>	60	WOOD SHELL, SEAT PAD
<input type="radio"/>	65	WOOD SHELL, LOOSE SEAT PAD

3. Glide

<input type="radio"/>	Glide
<input type="radio"/>	PG PLASTIC GLIDES
<input type="radio"/>	FG PLASTIC GLIDES WITH FELT PADS

4. Shell Finish

<input type="radio"/>	Plastic
<input type="radio"/>	01 BLACK MATTE
<input type="radio"/>	02 MILK
<input type="radio"/>	03 LIGHT GRAY
<input type="radio"/>	06 RED
<input type="radio"/>	10 NAVY
<input type="radio"/>	12 DARK GRAY
<input type="radio"/>	15 PALE YELLOW
<input type="radio"/>	16 DUSTY PINK
<input type="radio"/>	17 MEADOW GREEN
<input type="radio"/>	18 SOFT BLUE
<input type="radio"/>	19 SAND
<input type="radio"/>	Wood
<input type="radio"/>	DZ01 FLAT CUT WALNUT
<input type="radio"/>	DZ02 RIFT CUT OAK

5. Frame Finish

<input type="radio"/>	Powder Coat
<input type="radio"/>	BL BLUE
<input type="radio"/>	BM BLACK MATTE
<input type="radio"/>	BR BRASS
<input type="radio"/>	BT BLACK TWILIGHT
<input type="radio"/>	CP CHAMPAGNE
<input type="radio"/>	DB DARK BRONZE
<input type="radio"/>	DG DARK GRAY
<input type="radio"/>	DP DUSTY PINK
<input type="radio"/>	FG FOREST GREEN
<input type="radio"/>	Other
<input type="radio"/>	CH CHROME
<input type="radio"/>	LG LIGHT GRAY
<input type="radio"/>	MG MEADOW GREEN
<input type="radio"/>	MK MILK
<input type="radio"/>	MS METALLIC SILVER
<input type="radio"/>	NK NICKEL
<input type="radio"/>	NV NAVY
<input type="radio"/>	OR ORANGE
<input type="radio"/>	PY PALE YELLOW
<input type="radio"/>	RD RED
<input type="radio"/>	RO RED ORANGE
<input type="radio"/>	RR RUSTY RED
<input type="radio"/>	SB SOFT BLUE
<input type="radio"/>	SD SAND
<input type="radio"/>	TC TERRACOTTA
<input type="radio"/>	TP TAUPE
<input type="radio"/>	TS TEXTURED SLATE
<input type="radio"/>	YL YELLOW

Stylex will not warrant painted frames against damage caused by stacking. Only use dollies with chrome frames. We will not warrant powder coated Verve frames used on dollies against damage to the finish.

6. Options

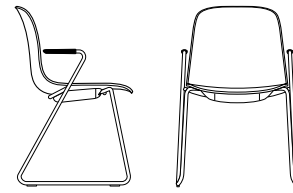
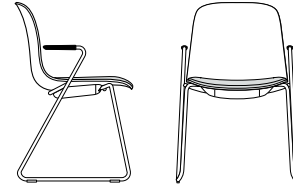
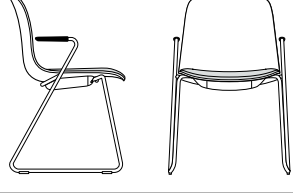
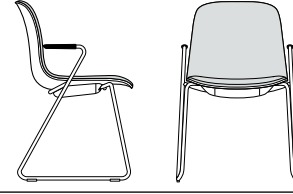
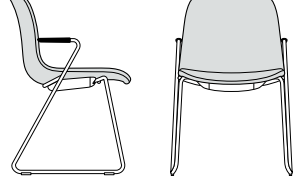
<input type="radio"/>	CT CONTRASTING THREAD
<input type="radio"/>	G ARMLESS GANGING BRACKET +24
<input type="radio"/>	CT unavailable on Seat Pads (Styles 20 or 60)
<input type="radio"/>	Accessories
<input type="radio"/>	VERTD2 VERVE TRANSPORT DOLLY FOR SLED ARMLESS PLASTIC OR WOOD SHELL WITH UPHOLSTERY +1,208
<input type="radio"/>	VERTD3 VERVE TRANSPORT DOLLY FOR SLED ARMLESS PLASTIC OR WOOD SHELL +1,208

7. Upholstery

See general information section for details on textile program and COM/COL information.

Verve

STACKING CHAIR: SLED, ARM

TITLE	SHELL/UPHOLSTERY	SERIES	FRAME	ARM	UPH	DIMENSIONS	YDG	SQFT	Textile Upholstery Grades													Leather Upholstery Grades					
									COM	COL	COM	A	B	C	D	E	F	G	H	I	J	K	L	M	W	X	Y
Stacking Chair, Sled, Arm 	Plastic Shell	VR	50	2	10	20.2W x 21.8D x 33.1H	-	-	474	-	-	-	-	-	-	-	-	-	-	-	-	-	-	-	-	-	-
	Wood Shell	VR	50	2	50	20.2W x 21.8D x 33.1H	-	-	1,239	-	-	-	-	-	-	-	-	-	-	-	-	-	-	-	-	-	
Stacking Chair, Sled, Arm 	Plastic Shell, Seat Pad	VR	50	2	20	20.2W x 21.8D x 33.1H	0.4	7	647	677	693	710	726	743	763	778	800	828	861	895	927	959	814	844	1,002	1,037	1,167
	Wood Shell, Seat Pad	VR	50	2	60	20.2W x 21.8D x 33.1H	0.4	7	1,413	1,443	1,459	1,476	1,492	1,509	1,529	1,544	1,566	1,594	1,627	1,661	1,693	1,725	1,580	1,610	1,768	1,803	1,933
Stacking Chair, Sled, Arm 	Plastic Shell, Loose Seat Pad	VR	50	2	25	20.2W x 21.8D x 33.1H	0.5	7	687	717	734	749	767	782	801	818	840	868	901	934	966	999	853	883	1,041	1,076	1,207
	Wood Shell, Loose Seat Pad	VR	50	2	65	20.2W x 21.8D x 33.1H	0.5	7	1,453	1,483	1,500	1,515	1,533	1,548	1,567	1,584	1,606	1,634	1,667	1,700	1,732	1,765	1,619	1,649	1,807	1,842	1,973
Stacking Chair, Sled, Arm 	Plastic Shell, Upholstered Liner	VR	50	2	30	20.2W x 22.7D x 33.6H	0.8	11	781	842	873	905	940	972	1,007	1,044	1,086	1,141	1,207	1,272	1,338	1,404	1,054	1,109	1,368	1,426	1,641
Stacking Chair, Sled, Arm 	Fully Upholstered	VR	50	2	40	20.2W x 22.7D x 33.6H	1.4	16	873	979	1,036	1,092	1,151	1,207	1,272	1,334	1,407	1,504	1,620	1,735	1,848	1,963	-	-	-	-	-

To Order Select Below

1. Series/Style/Arm

<input type="radio"/>	VR502
-----------------------	-------

Verve Stacking Chair, Sled, Arm

Stacking on Floor:
8 high - Verve Plastic
5 high - Verve Wood
5 high - Verve Wood w/ Uph.

Stacking on Dolly:
14 high - Verve Plastic
14 high - Verve Wood
10 high - Verve Wood w/ Uph.

2. Upholstery

<input type="radio"/>	10	PLASTIC SHELL
<input type="radio"/>	20	PLASTIC SHELL, SEAT PAD
<input type="radio"/>	25	PLASTIC SHELL, LOOSE SEAT PAD
<input type="radio"/>	30	PLASTIC SHELL, UPHOLSTERED LINER
<input type="radio"/>	40	FULLY UPHOLSTERED
<input type="radio"/>	50	WOOD SHELL
<input type="radio"/>	60	WOOD SHELL, SEAT PAD
<input type="radio"/>	65	WOOD SHELL, LOOSE SEAT PAD

3. Glide

<input type="radio"/>	Glide
<input type="radio"/>	PG PLASTIC GLIDES
<input type="radio"/>	PLASTIC GLIDES WITH FELT PADS
<input type="radio"/>	FG

4. Shell Finish

<input type="radio"/>	Plastic
<input type="radio"/>	01 BLACK MATTE
<input type="radio"/>	02 MILK
<input type="radio"/>	03 LIGHT GRAY
<input type="radio"/>	06 RED
<input type="radio"/>	10 NAVY
<input type="radio"/>	12 DARK GRAY
<input type="radio"/>	15 PALE YELLOW
<input type="radio"/>	16 DUSTY PINK
<input type="radio"/>	17 MEADOW GREEN
<input type="radio"/>	18 SOFT BLUE
<input type="radio"/>	19 SAND
<input type="radio"/>	Wood
<input type="radio"/>	DZ01 FLAT CUT WALNUT
<input type="radio"/>	DZ02 RIFT CUT OAK

5. Frame Finish

<input type="radio"/>	Powder Coat
<input type="radio"/>	BL BLUE
<input type="radio"/>	BM BLACK MATTE
<input type="radio"/>	BR BRASS
<input type="radio"/>	BT BLACK TWILIGHT
<input type="radio"/>	CP CHAMPAGNE
<input type="radio"/>	DB DARK BRONZE
<input type="radio"/>	DG DARK GRAY
<input type="radio"/>	DP DUSTY PINK
<input type="radio"/>	FG FOREST GREEN
<input type="radio"/>	Other
<input type="radio"/>	CH CHROME
<input type="radio"/>	LG LIGHT GRAY
<input type="radio"/>	MG MEADOW GREEN
<input type="radio"/>	MK MILK
<input type="radio"/>	MS METALLIC SILVER
<input type="radio"/>	NK NICKEL
<input type="radio"/>	NV NAVY
<input type="radio"/>	OR ORANGE
<input type="radio"/>	PY PALE YELLOW
<input type="radio"/>	RD RED
<input type="radio"/>	RO RED ORANGE
<input type="radio"/>	RR RUSTY RED
<input type="radio"/>	SB SOFT BLUE
<input type="radio"/>	SD SAND
<input type="radio"/>	TC TERRACOTTA
<input type="radio"/>	TP TAUPE
<input type="radio"/>	TS TEXTURED SLATE
<input type="radio"/>	YL YELLOW

Stylex will not warrant painted frames against damage caused by stacking. Only use dollies with chrome frames. We will not warrant powder coated Verve frames used on dollies against damage to the finish.

6. Options






<input type="radio"/>	CT	CONTRASTING THREAD
<input type="radio"/>	CT unavailable on Seat Pads (Styles 20 or 60)	
<input type="radio"/>	Accessories	
<input type="radio"/>	VERTD1	VERVE TRANSPORT DOLLY FOR SLED WITH ARM
<input type="radio"/>		+1,208

7. Upholstery

See general information section for details on textile program and COM/COL information.

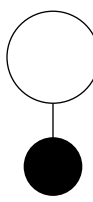
Verve

STOOL: BAR FOUR LEG

TITLE	SHELL/UPHOLSTERY	SERIES	FRAME	ARM	UPH	DIMENSIONS	YDG	SQFT	Textile Upholstery Grades														Leather Upholstery Grades				
									COM	COL	COM	A	B	C	D	E	F	G	H	I	J	K	L	M	W	X	Y
Stool, Four Leg Bar 	Plastic Shell	VR	70	1	10	18.7W x 21.9D x 45.7H	-	-	710	-	-	-	-	-	-	-	-	-	-	-	-	-	-	-	-	-	-
	Wood Shell	VR	70	1	50	18.7W x 21.9D x 45.7H	-	-	1,475	-	-	-	-	-	-	-	-	-	-	-	-	-	-	-	-	-	
Stool, Four Leg Bar 	Plastic Shell, Seat Pad	VR	70	1	20	18.7W x 21.9D x 45.7H	0.4	7	883	913	929	946	962	979	999	1,014	1,036	1,064	1,097	1,131	1,163	1,195	1,050	1,080	1,238	1,273	1,403
	Wood Shell, Seat Pad	VR	70	1	60	18.7W x 21.9D x 45.7H	0.4	7	1,649	1,679	1,695	1,712	1,728	1,745	1,765	1,780	1,802	1,830	1,863	1,897	1,929	1,961	1,816	1,846	2,004	2,039	2,169
Stool, Four Leg Bar 	Plastic Shell, Loose Seat Pad	VR	70	1	25	18.7W x 21.9D x 45.7H	0.5	7	923	953	970	985	1,003	1,018	1,037	1,054	1,076	1,104	1,137	1,170	1,202	1,235	1,089	1,119	1,277	1,312	1,443
	Wood Shell, Loose Seat Pad	VR	70	1	65	18.7W x 21.9D x 45.7H	0.5	7	1,689	1,719	1,736	1,751	1,769	1,784	1,803	1,820	1,842	1,870	1,903	1,936	1,968	2,001	1,855	1,885	2,043	2,078	2,209
Stool, Four Leg Bar 	Plastic Shell, Upholstered Liner	VR	70	1	30	19.6W x 22.8D x 46.2H	0.8	11	1,017	1,078	1,109	1,141	1,176	1,208	1,243	1,280	1,322	1,377	1,443	1,508	1,574	1,640	1,290	1,345	1,604	1,662	1,877
Stool, Four Leg Bar 	Fully Upholstered	VR	70	1	40	19.6W x 22.8D x 46.2H	1.4	16	1,109	1,215	1,272	1,328	1,387	1,443	1,508	1,570	1,643	1,740	1,856	1,971	2,084	2,199	-	-	-	-	-

To Order Select Below

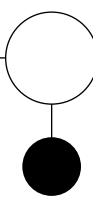
1. Series/Style/Arm



VR701

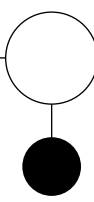
Verve Stool Four Leg Bar

2. Upholstery



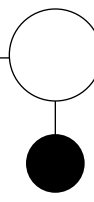
- 10 PLASTIC SHELL
- 20 PLASTIC SHELL, SEAT PAD
- 25 PLASTIC SHELL, LOOSE SEAT PAD
- 30 PLASTIC SHELL, UPHOLSTERED LINER
- 40 FULLY UPHOLSTERED
- 50 WOOD SHELL
- 60 WOOD SHELL, SEAT PAD
- 65 WOOD SHELL, LOOSE SEAT PAD

3. Glide



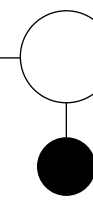
- PG PLASTIC GLIDES
- FG PLASTIC GLIDES WITH FELT PADS

4. Shell Finish



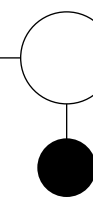
- Plastic**
 - 01 BLACK MATTE
 - 02 MILK
 - 03 LIGHT GRAY
 - 06 RED
 - 10 NAVY
 - 12 DARK GRAY
 - 15 PALE YELLOW
 - 16 DUSTY PINK
 - 17 MEADOW GREEN
 - 18 SOFT BLUE
 - 19 SAND
- Wood**
 - DZ01 FLAT CUT WALNUT
 - DZ02 RIFT CUT OAK

5. Frame Finish



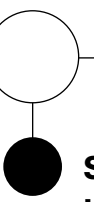
- Powder Coat**
 - BL BLUE
 - BM BLACK MATTE
 - BR BRASS
 - BT BLACK TWILIGHT
 - CP CHAMPAGNE
 - DB DARK BRONZE
 - DG DARK GRAY
 - DP DUSTY PINK
 - FG FOREST GREEN
 - LG LIGHT GRAY
 - MG MEADOW GREEN
 - MK MILK
 - MS METALLIC SILVER
 - NK NICKEL
 - NV NAVY
 - OR ORANGE
 - PY PALE YELLOW
 - RD RED
 - RO RED ORANGE
 - RR RUSTY RED
 - SB SOFT BLUE
 - SD SAND
 - TC TERRACOTTA
 - TP TAUPE
 - TS TEXTURED SLATE
 - YL YELLOW
- Other**
 - CH CHROME **+79**

6. Options



- CONTRASTING THREAD
- CT
- CT unavailable on Seat Pads (Styles 20 or 60)






7. Upholstery



See general information section for details on textile program and COM/COL information.


Verve

STOOL: COUNTER FOUR LEG

TITLE	SHELL/UPHOLSTERY	SERIES	FRAME	ARM	UPH	DIMENSIONS	COM	COL	Textile Upholstery Grades														Leather Upholstery Grades				
									YDG	SQFT	COM	A	B	C	D	E	F	G	H	I	J	K	L	M	W	X	Y
Stool, Four Leg Counter 	Plastic Shell	VR	90	1	10	18.7W x 21.8D x 40.8H	-	-	710	-	-	-	-	-	-	-	-	-	-	-	-	-	-	-	-	-	-
	Wood Shell	VR	90	1	50	18.7W x 21.8D x 40.8H	-	-	1,475	-	-	-	-	-	-	-	-	-	-	-	-	-	-	-	-	-	
Stool, Four Leg Counter 	Plastic Shell, Seat Pad	VR	90	1	20	18.7W x 21.8D x 40.8H	0.4	7	883	913	929	946	962	979	999	1,014	1,036	1,064	1,097	1,131	1,163	1,195	1,050	1,080	1,238	1,273	1,403
	Wood Shell, Seat Pad	VR	90	1	60	18.7W x 21.8D x 40.8H	0.4	7	1,649	1,679	1,695	1,712	1,728	1,745	1,765	1,780	1,802	1,830	1,863	1,897	1,929	1,961	1,816	1,846	2,004	2,039	2,169
Stool, Four Leg Counter 	Plastic Shell, Loose Seat Pad	VR	90	1	25	18.7W x 21.8D x 40.8H	0.5	7	923	953	970	985	1,003	1,018	1,037	1,054	1,076	1,104	1,137	1,170	1,202	1,235	1,089	1,119	1,277	1,312	1,443
	Wood Shell, Loose Seat Pad	VR	90	1	65	18.7W x 21.8D x 40.8H	0.5	7	1,689	1,719	1,736	1,751	1,769	1,784	1,803	1,820	1,842	1,870	1,903	1,936	1,968	2,001	1,855	1,885	2,043	2,078	2,209
Stool, Four Leg Counter 	Plastic Shell, Upholstered Liner	VR	90	1	30	19.6W x 22.7D x 41.3H	0.8	11	1,017	1,078	1,109	1,141	1,176	1,208	1,243	1,280	1,322	1,377	1,443	1,508	1,574	1,640	1,290	1,345	1,604	1,662	1,877
Stool, Four Leg Counter 	Fully Upholstered	VR	90	1	40	19.6W x 22.7D x 41.3H	1.4	16	1,109	1,215	1,272	1,328	1,387	1,443	1,508	1,570	1,643	1,740	1,856	1,971	2,084	2,199	-	-	-	-	-

To Order Select Below

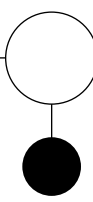
1. Series/Style/Arm



VR901

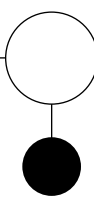
Verve Stool Four Leg Counter

2. Upholstery



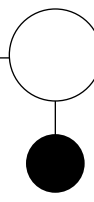
- 10 PLASTIC SHELL
- 20 PLASTIC SHELL, SEAT PAD
- 25 PLASTIC SHELL, LOOSE SEAT PAD
- 30 PLASTIC SHELL, UPHOLSTERED LINER
- 40 FULLY UPHOLSTERED
- 50 WOOD SHELL
- 60 WOOD SHELL, SEAT PAD
- 65 WOOD SHELL, LOOSE SEAT PAD

3. Glide



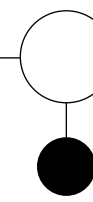
- Glide**
- PG PLASTIC GLIDES
- FG PLASTIC GLIDES WITH FELT PADS

4. Shell Finish



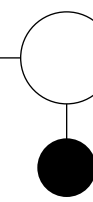
- Plastic**
 - 01 BLACK MATTE
 - 02 MILK
 - 03 LIGHT GRAY
 - 06 RED
 - 10 NAVY
 - 12 DARK GRAY
 - 15 PALE YELLOW
 - 16 DUSTY PINK
 - 17 MEADOW GREEN
 - 18 SOFT BLUE
 - 19 SAND
- Wood**
 - DZ01 FLAT CUT WALNUT
 - DZ02 RIFT CUT OAK

5. Frame Finish



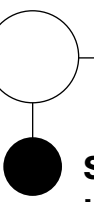
- Powder Coat**
 - BL BLUE
 - BM BLACK MATTE
 - BR BRASS
 - BT BLACK TWILIGHT
 - CP CHAMPAGNE
 - DB DARK BRONZE
 - DG DARK GRAY
 - DP DUSTY PINK
 - FG FOREST GREEN
 - LG LIGHT GRAY
 - MG MEADOW GREEN
 - MK MILK
 - MS METALLIC SILVER
 - NK NICKEL
 - NV NAVY
 - OR ORANGE
 - PY PALE YELLOW
 - RD RED
 - RO RED ORANGE
 - RR RUSTY RED
 - SB SOFT BLUE
 - SD SAND
 - TC TERRACOTTA
 - TP TAUPE
 - TS TEXTURED SLATE
 - YL YELLOW
- Other**
 - CH CHROME **+79**

6. Options



- CONTRASTING THREAD
- CT
- CT unavailable on Seat Pads (Styles 20 or 60)


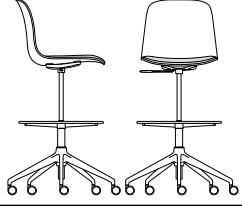
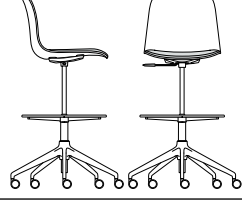
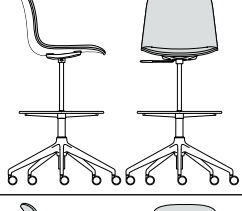

7. Upholstery



See general information section for details on textile program and COM/COL information.

Verve

STOOL: BAR FIVE BLADE

TITLE	SHELL/UPHOLSTERY	SERIES	FRAME	ARM	UPH	DIMENSIONS	YDG	COL	Textile Upholstery Grades													Leather Upholstery Grades					
									COM	COL	COM	A	B	C	D	E	F	G	H	I	J	K	L	M	W	X	Y
Stool, Five Blade Bar 	Plastic Shell	VR	35	1	10	29W x 29D x 38.5 -48.5H	-	-	782	-	-	-	-	-	-	-	-	-	-	-	-	-	-	-	-	-	-
	Wood Shell	VR	35	1	50	29W x 29D x 38.5 -48.5H	-	-	1,547	-	-	-	-	-	-	-	-	-	-	-	-	-	-	-	-	-	
Stool, Five Blade Bar 	Plastic Shell, Seat Pad	VR	35	1	20	29W x 29D x 38.5 -48.5H	0.4	7	955	985	1,001	1,018	1,034	1,051	1,071	1,086	1,108	1,136	1,169	1,203	1,235	1,267	1,122	1,152	1,310	1,345	1,475
	Wood Shell, Seat Pad	VR	35	1	60	29W x 29D x 38.5 -48.5H	0.4	7	1,721	1,751	1,767	1,784	1,800	1,817	1,837	1,852	1,874	1,902	1,935	1,969	2,001	2,033	1,888	1,918	2,076	2,111	2,241
Stool, Five Blade Bar 	Plastic Shell, Loose Seat Pad	VR	35	1	25	29W x 29D x 38.5 -48.5H	0.5	7	995	1,025	1,042	1,057	1,075	1,090	1,109	1,126	1,148	1,176	1,209	1,242	1,274	1,307	1,161	1,191	1,349	1,384	1,515
	Wood Shell, Loose Seat Pad	VR	35	1	65	29W x 29D x 38.5 -48.5H	0.5	7	1,761	1,791	1,808	1,823	1,841	1,856	1,875	1,892	1,914	1,942	1,975	2,008	2,040	2,073	1,927	1,957	2,115	2,150	2,281
Stool, Five Blade Bar 	Plastic Shell, Upholstered Liner	VR	35	1	30	29W x 29D x 39.5 -49.0H	0.8	11	1,089	1,150	1,181	1,213	1,248	1,280	1,315	1,352	1,394	1,449	1,515	1,580	1,646	1,712	1,362	1,417	1,676	1,734	1,949
Stool, Five Blade Bar 	Fully Upholstered	VR	35	1	40	29W x 29D x 39.5 -49.0H	1.4	16	1,181	1,287	1,344	1,400	1,459	1,515	1,580	1,642	1,715	1,812	1,928	2,043	2,156	2,271	-	-	-	-	-

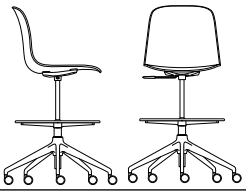
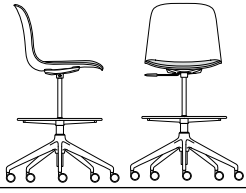
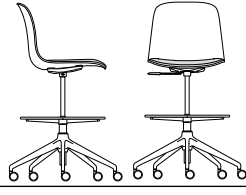
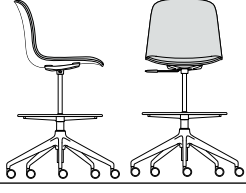

To Order Select Below

<p>1. Series/Style/Arm</p> <p>VR351</p> <p>Verve Stool Five Blade Bar</p>	<p>2. Upholstery</p> <p>10 PLASTIC SHELL</p> <p>20 PLASTIC SHELL, SEAT PAD</p> <p>25 PLASTIC SHELL, LOOSE SEAT PAD</p> <p>30 PLASTIC SHELL, UPHOLSTERED LINER</p> <p>40 FULLY UPHOLSTERED</p> <p>50 WOOD SHELL</p> <p>60 WOOD SHELL, SEAT PAD</p> <p>65 WOOD SHELL, LOOSE SEAT PAD</p>	<p>3. Height</p> <p>BAR HEIGHT</p> <p>H HEIGHT</p>	<p>4. Caster or Glide</p> <p>Caster</p> <p>C1 HARD, BLACK</p> <p>C2 HARD, MILK WITH LIGHT GRAY TIRE</p> <p>C3 HARD, LIGHT GRAY</p> <p>CS1 SOFT, BLACK +42</p> <p>CS2 SOFT, MILK WITH LIGHT GRAY TIRE +42</p> <p>CS3 SOFT, LIGHT GRAY +42</p> <p>Glide</p> <p>PG PLASTIC GLIDES</p> <p>FG PLASTIC GLIDES WITH FELT PADS</p>	<p>5. Shell Finish</p> <p>Plastic</p> <p>01 BLACK MATTE</p> <p>02 MILK</p> <p>03 LIGHT GRAY</p> <p>06 RED</p> <p>10 NAVY</p> <p>12 DARK GRAY</p> <p>15 PALE YELLOW</p> <p>16 DUSTY PINK</p> <p>17 MEADOW GREEN</p> <p>18 SOFT BLUE</p> <p>19 SAND</p> <p>Wood</p> <p>DZ01 FLAT CUT WALNUT</p> <p>DZ02 RIFT CUT OAK</p>	<p>6. Frame Finish</p> <p>Powder Coat +53</p> <p>BL BLUE</p> <p>BM BLACK MATTE</p> <p>BR BRASS</p> <p>BT BLACK TWILIGHT</p> <p>CP CHAMPAGNE</p> <p>DB DARK BRONZE</p> <p>DG DARK GRAY</p> <p>DP DUSTY PINK</p> <p>FG FOREST GREEN</p> <p>LG LIGHT GRAY</p> <p>MG MEADOW GREEN</p> <p>MK MILK</p> <p>MS METALLIC SILVER</p> <p>NK NICKEL</p> <p>NV NAVY</p> <p>OR ORANGE</p> <p>PY PALE YELLOW</p> <p>RD RED</p> <p>Other</p> <p>AL POLISHED ALUMINUM</p>	<p>7. Options</p> <p>CONTRASTING THREAD</p> <p>CT</p> <p>CT unavailable on Seat Pads (Styles 20 or 60)</p>	<p>8. Upholstery</p> <p>See general information section for details on textile program and COM/COL information.</p>
---	---	---	--	---	---	---	--

Cylinder and lever handles match caster color selected. On chairs with glides, cylinders and lever handles are black, unless Milk or Light Gray is the selected frame color. Exception: Polished Aluminum frames will ship with chrome cylinders.

Verve

STOOL: COUNTER FIVE BLADE

TITLE	SHELL/UPHOLSTERY	SERIES	FRAME	ARM	UPH	DIMENSIONS	YDG	SQFT	Textile Upholstery Grades														Leather Upholstery Grades				
									COM	COL	COM	A	B	C	D	E	F	G	H	I	J	K	L	M	W	X	Y
Stool, Five Blade Counter 	Plastic Shell	VR	35	1	10	29W x 29D x 36.0 -43.7H	-	-	782	-	-	-	-	-	-	-	-	-	-	-	-	-	-	-	-	-	-
	Wood Shell	VR	35	1	50	29W x 29D x 36.0 -43.7H	-	-	1,547	-	-	-	-	-	-	-	-	-	-	-	-	-	-	-	-	-	
Stool, Five Blade Counter 	Plastic Shell, Seat Pad	VR	35	1	20	29W x 29D x 36.0 -43.7H	0.4	7	955	985	1,001	1,018	1,034	1,051	1,071	1,086	1,108	1,136	1,169	1,203	1,235	1,267	1,122	1,152	1,310	1,345	1,475
	Wood Shell, Seat Pad	VR	35	1	60	29W x 29D x 36.0 -43.7H	0.4	7	1,721	1,751	1,767	1,784	1,800	1,817	1,837	1,852	1,874	1,902	1,935	1,969	2,001	2,033	1,888	1,918	2,076	2,111	2,241
Stool, Five Blade Counter 	Plastic Shell, Loose Seat Pad	VR	35	1	25	29W x 29D x 36.0 -43.7H	0.5	7	995	1,025	1,042	1,057	1,075	1,090	1,109	1,126	1,148	1,176	1,209	1,242	1,274	1,307	1,161	1,191	1,349	1,384	1,515
	Wood Shell, Loose Seat Pad	VR	35	1	65	29W x 29D x 36.0 -43.7H	0.5	7	1,761	1,791	1,808	1,823	1,841	1,856	1,875	1,892	1,914	1,942	1,975	2,008	2,040	2,073	1,927	1,957	2,115	2,150	2,281
Stool, Five Blade Counter 	Plastic Shell, Upholstered Liner	VR	35	1	30	29W x 29D x 36.5 -44.2H	0.8	11	1,089	1,150	1,181	1,213	1,248	1,280	1,315	1,352	1,394	1,449	1,515	1,580	1,646	1,712	1,362	1,417	1,676	1,734	1,949
Stool, Five Blade Counter 	Fully Upholstered	VR	35	1	40	29W x 29D x 36.5 -44.2H	1.4	16	1,181	1,287	1,344	1,400	1,459	1,515	1,580	1,642	1,715	1,812	1,928	2,043	2,156	2,271	-	-	-	-	-

To Order Select Below

<p>1. Series/Style/Arm</p> <p>VR351</p> <p>Verve Stool Five Blade Counter</p>	<p>2. Upholstery</p> <p>10 PLASTIC SHELL</p> <p>20 PLASTIC SHELL, SEAT PAD</p> <p>25 PLASTIC SHELL, LOOSE SEAT PAD</p> <p>30 PLASTIC SHELL, UPHOLSTERED LINER</p> <p>40 FULLY UPHOLSTERED</p> <p>50 WOOD SHELL</p> <p>60 WOOD SHELL, SEAT PAD</p> <p>65 WOOD SHELL, LOOSE SEAT PAD</p>	<p>3. Height</p> <p>M COUNTER HEIGHT</p>	<p>4. Caster or Glide</p> <p>Caster</p> <p>C1 HARD, BLACK</p> <p>C2 HARD, MILK WITH LIGHT GRAY TIRE</p> <p>C3 HARD, LIGHT GRAY</p> <p>CS1 SOFT, BLACK +42</p> <p>CS2 SOFT, MILK WITH LIGHT GRAY TIRE +42</p> <p>CS3 SOFT, LIGHT GRAY +42</p> <p>Glide</p> <p>PG PLASTIC GLIDES</p> <p>FG PLASTIC GLIDES WITH FELT PADS</p>	<p>5. Shell Finish</p> <p>Plastic</p> <p>01 BLACK MATTE</p> <p>02 MILK</p> <p>03 LIGHT GRAY</p> <p>06 RED</p> <p>10 NAVY</p> <p>12 DARK GRAY</p> <p>15 PALE YELLOW</p> <p>16 DUSTY PINK</p> <p>17 MEADOW GREEN</p> <p>18 SOFT BLUE</p> <p>19 SAND</p> <p>Wood</p> <p>DZ01 FLAT CUT WALNUT</p> <p>DZ02 RIFT CUT OAK</p>	<p>6. Frame Finish</p> <p>Powder Coat +53</p> <p>BL BLUE</p> <p>BM BLACK MATTE</p> <p>BR BRASS</p> <p>BT BLACK TWILIGHT</p> <p>CP CHAMPAGNE</p> <p>DB DARK BRONZE</p> <p>DG DARK GRAY</p> <p>DP DUSTY PINK</p> <p>FG FOREST GREEN</p> <p>LG LIGHT GRAY</p> <p>MG MEADOW GREEN</p> <p>MK MILK</p> <p>MS METALLIC SILVER</p> <p>NK NICKEL</p> <p>NV NAVY</p> <p>OR ORANGE</p> <p>PY PALE YELLOW</p> <p>RD RED</p> <p>Other</p> <p>AL POLISHED ALUMINUM</p>	<p>7. Options</p> <p>CT CONTRASTING THREAD</p> <p>CT unavailable on Seat Pads (Styles 20 or 60)</p>	<p>8. Upholstery</p> <p>See general information section for details on textile program and COM/COL information.</p>
---	---	---	--	---	---	--	--

Cylinder and lever handles match caster color selected. On chairs with glides, cylinders and lever handles are black, unless Milk or Light Gray is the selected frame color. Exception: Polished Aluminum frames will ship with chrome cylinders.

Verve

STOOL: BAR FIVE BLADE, ARM

TITLE	SHELL/UPHOLSTERY	SERIES	FRAME	ARM	UPH	DIMENSIONS	YDG	COL	Textile Upholstery Grades														Leather Upholstery Grades				
									COM	COL	COM	A	B	C	D	E	F	G	H	I	J	K	L	M	W	X	Y
Stool, Five Blade Bar, Arm	Plastic Shell	VR	35	2	10	29W x 29D x 38.5 -48.5H	-	-	948	-	-	-	-	-	-	-	-	-	-	-	-	-	-	-	-	-	-
	Wood Shell	VR	35	2	50	29W x 29D x 38.5 -48.5H	-	-	1,713	-	-	-	-	-	-	-	-	-	-	-	-	-	-	-	-	-	
Stool, Five Blade Bar, Arm	Plastic Shell, Seat Pad	VR	35	2	20	29W x 29D x 38.5 -48.5H	0.4	7	1,121	1,151	1,167	1,184	1,200	1,217	1,237	1,252	1,274	1,302	1,335	1,369	1,401	1,433	1,288	1,318	1,476	1,511	1,641
	Wood Shell, Seat Pad	VR	35	2	60	29W x 29D x 38.5 -48.5H	0.4	7	1,887	1,917	1,933	1,950	1,966	1,983	2,003	2,018	2,040	2,068	2,101	2,135	2,167	2,199	2,054	2,084	2,242	2,277	2,407
Stool, Five Blade Bar, Arm	Plastic Shell, Loose Seat Pad	VR	35	2	25	29W x 29D x 38.5 -48.5H	0.5	7	1,161	1,191	1,208	1,223	1,241	1,256	1,275	1,292	1,314	1,342	1,375	1,408	1,440	1,473	1,327	1,357	1,515	1,550	1,681
	Wood Shell, Loose Seat Pad	VR	35	2	65	29W x 29D x 38.5 -48.5H	0.5	7	1,927	1,957	1,974	1,989	2,007	2,022	2,041	2,058	2,080	2,108	2,141	2,174	2,206	2,239	2,093	2,123	2,281	2,316	2,447
Stool, Five Blade Bar, Arm	Plastic Shell, Upholstered Liner	VR	35	2	30	29W x 29D x 39.5 -49.0H	0.8	11	1,255	1,316	1,347	1,379	1,414	1,446	1,481	1,518	1,560	1,615	1,681	1,746	1,812	1,878	1,528	1,583	1,842	1,900	2,115
Stool, Five Blade Bar, Arm	Fully Upholstered	VR	35	2	40	29W x 29D x 39.5 -49.0H	1.4	16	1,347	1,453	1,510	1,566	1,625	1,681	1,746	1,808	1,881	1,978	2,094	2,209	2,322	2,437	-	-	-	-	-






To Order Select Below

<p>1. Series/Style/Arm</p> <p>VR352</p> <p>Verve Stool Five Blade Bar, Arm</p>	<p>2. Upholstery</p> <p>10 PLASTIC SHELL</p> <p>20 PLASTIC SHELL, SEAT PAD</p> <p>25 PLASTIC SHELL, LOOSE SEAT PAD</p> <p>30 PLASTIC SHELL, UPHOLSTERED LINER</p> <p>40 FULLY UPHOLSTERED</p> <p>50 WOOD SHELL</p> <p>60 WOOD SHELL, SEAT PAD</p> <p>65 WOOD SHELL, LOOSE SEAT PAD</p>	<p>3. Height</p> <p>BAR HEIGHT</p> <p>H HEIGHT</p>	<p>4. Caster or Glide</p> <p>Caster</p> <p>C1 HARD, BLACK</p> <p>C2 HARD, MILK WITH LIGHT GRAY TIRE</p> <p>C3 HARD, LIGHT GRAY</p> <p>CS1 SOFT, BLACK +42</p> <p>CS2 SOFT, MILK WITH LIGHT GRAY TIRE +42</p> <p>CS3 SOFT, LIGHT GRAY +42</p> <p>Glide</p> <p>PG PLASTIC GLIDES</p> <p>FG PLASTIC GLIDES WITH FELT PADS</p>	<p>5. Shell Finish</p> <p>Plastic</p> <p>01 BLACK MATTE</p> <p>02 MILK</p> <p>03 LIGHT GRAY</p> <p>06 RED</p> <p>10 NAVY</p> <p>12 DARK GRAY</p> <p>15 PALE YELLOW</p> <p>16 DUSTY PINK</p> <p>17 MEADOW GREEN</p> <p>18 SOFT BLUE</p> <p>19 SAND</p> <p>Wood</p> <p>DZ01 FLAT CUT WALNUT</p> <p>DZ02 RIFT CUT OAK</p>	<p>6. Frame Finish</p> <p>Powder Coat +65</p> <p>BL BLUE</p> <p>BM BLACK MATTE</p> <p>BR BRASS</p> <p>BT BLACK TWILIGHT</p> <p>CP CHAMPAGNE</p> <p>DB DARK BRONZE</p> <p>DG DARK GRAY</p> <p>DP DUSTY PINK</p> <p>FG FOREST GREEN</p> <p>LG LIGHT GRAY</p> <p>MG MEADOW GREEN</p> <p>MK MILK</p> <p>MS METALLIC SILVER</p> <p>NK NICKEL</p> <p>NV NAVY</p> <p>OR ORANGE</p> <p>PY PALE YELLOW</p> <p>RD RED</p> <p>Other</p> <p>AL POLISHED ALUMINUM</p>	<p>7. Options</p> <p>CONTRASTING THREAD</p> <p>CT unavailable on Seat Pads (Styles 20 or 60)</p>	<p>8. Upholstery</p> <p>See general information section for details on textile program and COM/COL information.</p>
--	---	---	--	---	---	---	--

Cylinder and lever handles match caster color selected. On chairs with glides, cylinders and lever handles are black, unless Milk or Light Gray is the selected frame color. Exception: Polished Aluminum frames will ship with chrome cylinders.

Verve

STOOL: COUNTER FIVE BLADE, ARM

TITLE	SHELL/UPHOLSTERY	SERIES	FRAME	ARM	UPH	DIMENSIONS	COM		Textile Upholstery Grades														Leather Upholstery Grades				
							YDG	SQFT	COM	A	B	C	D	E	F	G	H	I	J	K	L	M	W	X	Y	E1	E2
Stool, Five Blade Counter, Arm 	Plastic Shell	VR	35	2	10	29W x 29D x 36.0 -43.7H	-	-	948	-	-	-	-	-	-	-	-	-	-	-	-	-	-	-	-	-	-
	Wood Shell	VR	35	2	50	29W x 29D x 36.0 -43.7H	-	-	1,713	-	-	-	-	-	-	-	-	-	-	-	-	-	-	-	-	-	
Stool, Five Blade Counter, Arm 	Plastic Shell, Seat Pad	VR	35	2	20	29W x 29D x 36.0 -43.7H	0.4	7	1,121	1,151	1,167	1,184	1,200	1,217	1,237	1,252	1,274	1,302	1,335	1,369	1,401	1,433	1,288	1,318	1,476	1,511	1,641
	Wood Shell, Seat Pad	VR	35	2	60	29W x 29D x 36.0 -43.7H	0.4	7	1,887	1,917	1,933	1,950	1,966	1,983	2,003	2,018	2,040	2,068	2,101	2,135	2,167	2,199	2,054	2,084	2,242	2,277	2,407
Stool, Five Blade Counter, Arm 	Plastic Shell, Loose Seat Pad	VR	35	2	25	29W x 29D x 36.0 -43.7H	0.5	7	1,161	1,191	1,208	1,223	1,241	1,256	1,275	1,292	1,314	1,342	1,375	1,408	1,440	1,473	1,327	1,357	1,515	1,550	1,681
	Wood Shell, Loose Seat Pad	VR	35	2	65	29W x 29D x 36.0 -43.7H	0.5	7	1,927	1,957	1,974	1,989	2,007	2,022	2,041	2,058	2,080	2,108	2,141	2,174	2,206	2,239	2,093	2,123	2,281	2,316	2,447
Stool, Five Blade Counter, Arm 	Plastic Shell, Upholstered Liner	VR	35	2	30	29W x 29D x 36.5 -44.2H	0.8	11	1,255	1,316	1,347	1,379	1,414	1,446	1,481	1,518	1,560	1,615	1,681	1,746	1,812	1,878	1,528	1,583	1,842	1,900	2,115
Stool, Five Blade Counter, Arm 	Fully Upholstered	VR	35	2	40	29W x 29D x 36.5 -44.2H	1.4	16	1,347	1,453	1,510	1,566	1,625	1,681	1,746	1,808	1,881	1,978	2,094	2,209	2,322	2,437	-	-	-	-	-

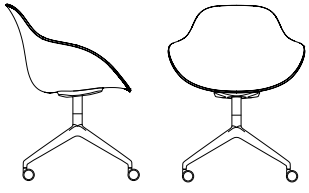
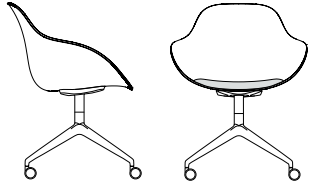
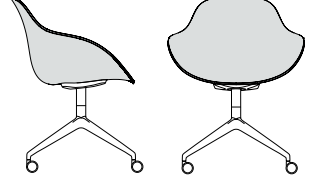
To Order Select Below

<p>1. Series/Style/Arm</p> <p>VR352</p> <p>Verve Stool Five Blade Counter, Arm</p>	<p>2. Upholstery</p> <p>10 PLASTIC SHELL</p> <p>20 PLASTIC SHELL, SEAT PAD</p> <p>25 PLASTIC SHELL, LOOSE SEAT PAD</p> <p>30 PLASTIC SHELL, UPHOLSTERED LINER</p> <p>40 FULLY UPHOLSTERED</p> <p>50 WOOD SHELL</p> <p>60 WOOD SHELL, SEAT PAD</p> <p>65 WOOD SHELL, LOOSE SEAT PAD</p>	<p>3. Height</p> <p>M COUNTER HEIGHT</p>	<p>4. Caster or Glide</p> <p>Caster</p> <p>C1 HARD, BLACK</p> <p>C2 HARD, MILK WITH LIGHT GRAY TIRE</p> <p>C3 HARD, LIGHT GRAY</p> <p>CS1 SOFT, BLACK +42</p> <p>CS2 SOFT, MILK WITH LIGHT GRAY TIRE +42</p> <p>CS3 SOFT, LIGHT GRAY +42</p> <p>Glide</p> <p>PG PLASTIC GLIDES</p> <p>FG PLASTIC GLIDES WITH FELT PADS</p>	<p>5. Shell Finish</p> <p>Plastic</p> <p>01 BLACK MATTE</p> <p>02 MILK</p> <p>03 LIGHT GRAY</p> <p>06 RED</p> <p>10 NAVY</p> <p>12 DARK GRAY</p> <p>15 PALE YELLOW</p> <p>16 DUSTY PINK</p> <p>17 MEADOW GREEN</p> <p>18 SOFT BLUE</p> <p>19 SAND</p> <p>Wood</p> <p>DZ01 FLAT CUT WALNUT</p> <p>DZ02 RIFT CUT OAK</p>	<p>6. Frame Finish</p> <p>Powder Coat +65</p> <p>BL BLUE</p> <p>BM BLACK MATTE</p> <p>BR BRASS</p> <p>BT BLACK TWILIGHT</p> <p>CP CHAMPAGNE</p> <p>DB DARK BRONZE</p> <p>DG DARK GRAY</p> <p>DP DUSTY PINK</p> <p>FG FOREST GREEN</p> <p>Other</p> <p>AL POLISHED ALUMINUM</p> <p>LG LIGHT GRAY</p> <p>MG MEADOW GREEN</p> <p>MK MILK</p> <p>MS METALLIC SILVER</p> <p>NK NICKEL</p> <p>NV NAVY</p> <p>OR ORANGE</p> <p>PY PALE YELLOW</p> <p>RD RED</p> <p>RO RED ORANGE</p> <p>RR RUSTY RED</p> <p>SB SOFT BLUE</p> <p>SD SAND</p> <p>TC TERRACOTTA</p> <p>TP TAUPE</p> <p>TS TEXTURED SLATE</p> <p>YL YELLOW</p>	<p>7. Options</p> <p>CT CONTRASTING THREAD</p> <p>CT unavailable on Seat Pads (Styles 20 or 60)</p>	<p>8. Upholstery</p> <p>See general information section for details on textile program and COM/COL information.</p>
--	---	---	--	---	--	--	--

Cylinder and lever handles match caster color selected. On chairs with glides, cylinders and lever handles are black, unless Milk or Light Gray is the selected frame color. Exception: Polished Aluminum frames will ship with chrome cylinders.

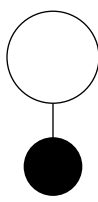
Verve

BUCKET: FOUR BLADE SWIVEL

TITLE	SHELL/UPHOLSTERY	SERIES	FRAME	ARM	UPH	DIMENSIONS	YDG	COL	Textile Upholstery Grades													Leather Upholstery Grades						
									COM	COL	COM	A	B	C	D	E	F	G	H	I	J	K	L	M	W	X	Y	E1
Bucket, Four Blade Swivel 	Bucket Shell	VR	30	1	70	25W x 23D x 33H	-	-	695	-	-	-	-	-	-	-	-	-	-	-	-	-	-	-	-	-	-	-
Bucket, Four Blade Swivel 	Bucket Shell, Seat Pad	VR	30	1	80	25W x 23D x 33H	0.6	9	868	898	914	931	947	964	984	999	1,021	1,049	1,082	1,116	1,148	1,180	-	-	-	-	-	
Bucket, Four Blade Swivel 	Fully Upholstered Bucket	VR	30	1	90	25W x 23.5D x 33.2H	2.8	0	941	1,093	1,174	1,253	1,338	1,418	1,512	1,598	1,705	1,843	2,010	2,174	2,336	2,499	-	-	-	-	-	

To Order Select Below

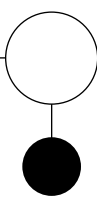
1. Series/Style/Arm



VR301

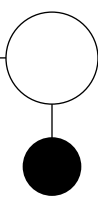
Verve Bucket, Four Blade Swivel

2. Upholstery



- 70 PLASTIC SHELL
- 80 PLASTIC SHELL, SEAT PAD
- 90 FULLY UPHOLSTERED

3. Caster or Glide



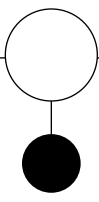
Caster

- C1 HARD, BLACK
- C2 HARD, MILK WITH LIGHT GRAY TIRE
- C3 HARD, LIGHT GRAY
- CS1 SOFT, BLACK **+42**
- CS2 SOFT, MILK WITH LIGHT GRAY TIRE **+42**
- CS3 SOFT, LIGHT GRAY **+42**

Glide

- PG PLASTIC GLIDES
- FG PLASTIC GLIDES WITH FELT PADS

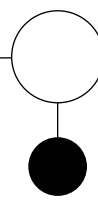
4. Shell Finish



Plastic

- 01 BLACK MATTE
- 02 MILK
- 03 LIGHT GRAY
- 12 DARK GRAY
- 17 MEADOW GREEN
- 18 SOFT BLUE
- 19 SAND

5. Frame Finish



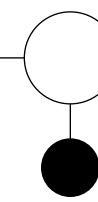
Powder Coat +53

- | | | |
|-------------------|--------------------|-------------------|
| BL BLUE | LG LIGHT GRAY | RO RED ORANGE |
| BM BLACK MATTE | MG MEADOW GREEN | RR RUSTY RED |
| BR BRASS | MK MILK | SB SOFT BLUE |
| BT BLACK TWILIGHT | MS METALLIC SILVER | SD SAND |
| CP CHAMPAGNE | NK NICKEL | TC TERRACOTTA |
| DB DARK BRONZE | NV NAVY | TP TAUPE |
| DG DARK GRAY | OR ORANGE | TS TEXTURED SLATE |
| DP DUSTY PINK | PY PALE YELLOW | YL YELLOW |
| FG FOREST GREEN | RD RED | |

Other

- AL POLISHED ALUMINUM

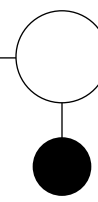
6. Options



- CONTRASTING
- CT THREAD

CT unavailable on Seat Pads (Styles 20 or 60)

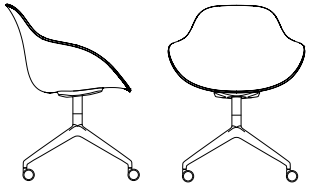
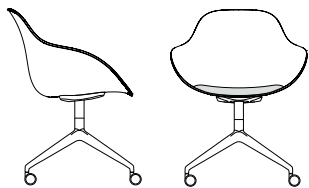
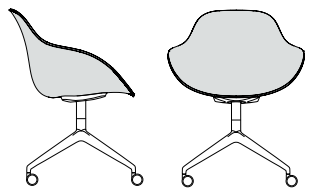
7. Upholstery



See general information section for details on textile program and COM/COL information.

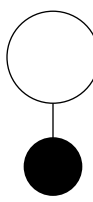
Verve

BUCKET: FOUR BLADE FIXED

TITLE	SHELL/UPHOLSTERY	SERIES	FRAME	ARM	UPH	DIMENSIONS	YDG	COL	Textile Upholstery Grades													Leather Upholstery Grades						
									COM	COL	COM	A	B	C	D	E	F	G	H	I	J	K	L	M	W	X	Y	E1
Bucket, Four Blade Fixed	 Bucket Shell	VR	31	1	70	25W x 23D x 33H	-	-	630	-	-	-	-	-	-	-	-	-	-	-	-	-	-	-	-	-	-	-
Bucket, Four Blade Fixed	 Bucket Shell, Seat Pad	VR	31	1	80	25W x 23D x 33H	0.6	9	803	833	849	866	882	899	919	934	956	984	1,017	1,051	1,083	1,115	-	-	-	-	-	
Bucket, Four Blade Fixed	 Fully Upholstered Bucket	VR	31	1	90	25W x 23.5D x 33.2H	2.8	-	876	1,028	1,109	1,188	1,273	1,353	1,447	1,533	1,640	1,778	1,945	2,109	2,271	2,434						

To Order Select Below

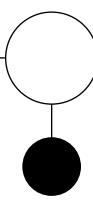
1. Series/Style/Arm



VR311

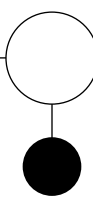
**Verve
Bucket,
Four Blade Fixed**

2. Upholstery



- 70 PLASTIC SHELL
- 80 PLASTIC SHELL, SEAT PAD
- 90 FULLY UPHOLSTERED

3. Caster or Glide



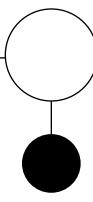
Caster

- C1 HARD, BLACK
- C2 HARD, MILK WITH LIGHT GRAY TIRE
- C3 HARD, LIGHT GRAY
- CS1 SOFT, BLACK **+42**
- CS2 SOFT, MILK WITH LIGHT GRAY TIRE **+42**
- CS3 SOFT, LIGHT GRAY **+42**

Glide

- PG PLASTIC GLIDES
- FG PLASTIC GLIDES WITH FELT PADS

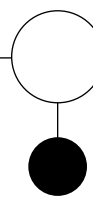
4. Shell Finish



Plastic

- 01 BLACK MATTE
- 02 MILK
- 03 LIGHT GRAY
- 12 DARK GRAY
- 17 MEADOW GREEN
- 18 SOFT BLUE
- 19 SAND

5. Frame Finish



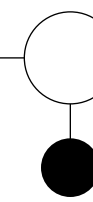
Powder Coat +53

- | | | |
|-------------------|--------------------|-------------------|
| BL BLUE | LG LIGHT GRAY | RO RED ORANGE |
| BM BLACK MATTE | MG MEADOW GREEN | RR RUSTY RED |
| BR BRASS | MK MILK | SB SOFT BLUE |
| BT BLACK TWILIGHT | MS METALLIC SILVER | SD SAND |
| CP CHAMPAGNE | NK NICKEL | TC TERRACOTTA |
| DB DARK BRONZE | NV NAVY | TP TAUPE |
| DG DARK GRAY | OR ORANGE | TS TEXTURED SLATE |
| DP DUSTY PINK | PY PALE YELLOW | YL YELLOW |
| FG FOREST GREEN | RD RED | |

Other

- AL POLISHED ALUMINUM

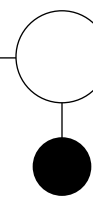
6. Options



- CONTRASTING
- CT THREAD

CT unavailable on Seat Pads (Styles 20 or 60)

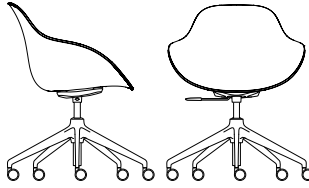
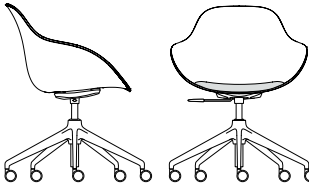
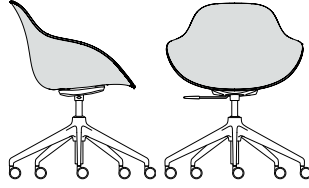
7. Upholstery



See general information section for details on textile program and COM/COL information.

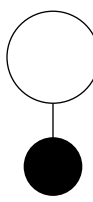
Verve

BUCKET: FIVE BLADE

TITLE	SHELL/UPHOLSTERY	SERIES	FRAME	ARM	UPH	DIMENSIONS	YDG	COL	Textile Upholstery Grades													Leather Upholstery Grades						
									COM	COL	COM	A	B	C	D	E	F	G	H	I	J	K	L	M	W	X	Y	E1
Bucket, Five Blade	 Bucket Shell	VR	35	1	70	29W x 29D x 30.6 - 35.9H	-	-	696	-	-	-	-	-	-	-	-	-	-	-	-	-	-	-	-	-	-	-
Bucket, Five Blade	 Bucket Shell, Seat Pad	VR	35	1	80	29W x 29D x 30.6 - 35.9H	0.6	9	869	899	915	932	948	965	985	1,000	1,022	1,050	1,083	1,117	1,149	1,181	-	-	-	-	-	
Bucket, Five Blade	 Fully Upholstered Bucket	VR	35	1	90	29W x 29D x 30.9 - 36.2H	2.8	-	942	1,094	1,175	1,254	1,339	1,419	1,513	1,599	1,706	1,844	2,011	2,175	2,337	2,500						

To Order Select Below

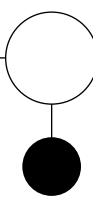
1. Series/Style/Arm



VR351

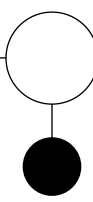
**Verve
Bucket,
Five Blade**

2. Upholstery



70 PLASTIC SHELL
80 PLASTIC SHELL, SEAT PAD
90 FULLY UPHOLSTERED

3. Caster or Glide



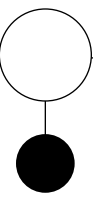
Caster

C1 HARD, BLACK
C2 HARD, MILK WITH LIGHT GRAY TIRE
C3 HARD, LIGHT GRAY
CS1 SOFT, BLACK **+42**
CS2 SOFT, MILK WITH LIGHT GRAY TIRE **+42**
CS3 SOFT, LIGHT GRAY **+42**

Glide

PG PLASTIC GLIDES
FG PLASTIC GLIDES WITH FELT PADS

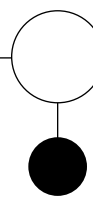
4. Shell Finish



Plastic

01 BLACK MATTE
02 MILK
03 LIGHT GRAY
12 DARK GRAY
17 MEADOW GREEN
18 SOFT BLUE
19 SAND

5. Frame Finish



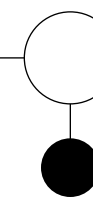
Powder Coat +53

BL BLUE	LG LIGHT GRAY	RO RED ORANGE
BM BLACK MATTE	MG MEADOW GREEN	RR RUSTY RED
BR BRASS	MK MILK	SB SOFT BLUE
BT BLACK TWILIGHT	MS METALLIC SILVER	SD SAND
CP CHAMPAGNE	NK NICKEL	TC TERRACOTTA
DB DARK BRONZE	NV NAVY	TP TAUPE
DG DARK GRAY	OR ORANGE	TS TEXTURED SLATE
DP DUSTY PINK	PY PALE YELLOW	YL YELLOW
FG FOREST GREEN	RD RED	

Other

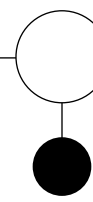
AL POLISHED ALUMINUM

6. Options



CONTRASTING
CT THREAD
CT unavailable on Seat
Pads (Styles 20 or 60)

7. Upholstery

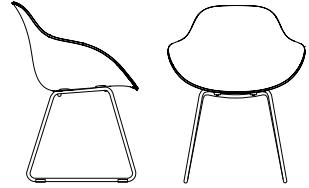
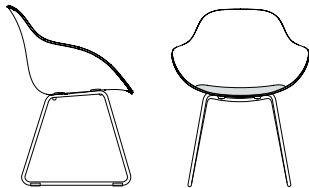
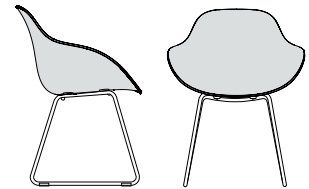


See [general information section](#) for details on textile program and COM/COL information.

Cylinder and lever handles match caster color selected. On chairs with glides, cylinders and lever handles are black, unless Milk or Light Gray is the selected frame color. Exception: Polished Aluminum frames will ship with chrome cylinders.

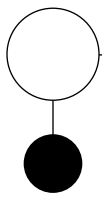
Verve

BUCKET: SLED

TITLE	SHELL/UPHOLSTERY	SERIES	FRAME	ARM	UPH	DIMENSIONS	COM	COL	Textile Upholstery Grades													Leather Upholstery Grades					
									YDG	SQFT	COM	A	B	C	D	E	F	G	H	I	J	K	L	M	W	X	Y
Bucket, Sled	 Bucket Shell	VR	51	1	70	25W x 23D x 30H	-	-	570	-	-	-	-	-	-	-	-	-	-	-	-	-	-	-	-	-	-
Bucket, Sled	 Bucket Shell, Seat Pad	VR	51	1	80	25W x 23D x 30H	0.6	9	743	773	789	806	822	839	859	874	896	924	957	991	1,023	1,055	-	-	-	-	-
Bucket, Sled	 Fully Upholstered Bucket	VR	51	1	90	25W x 23.5D x 30.25H	2.8	-	816	968	1,049	1,128	1,213	1,293	1,387	1,473	1,580	1,718	1,885	2,049	2,211	2,374	-	-	-	-	-

To Order Select Below

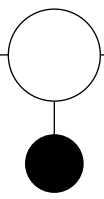
1. Series/Style/Arm



VR511

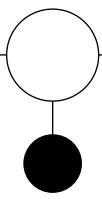
**Verve
Bucket,
Sled**

2. Upholstery



- 70 PLASTIC SHELL
- 80 PLASTIC SHELL, SEAT PAD
- 90 FULLY UPHOLSTERED

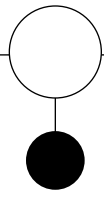
3. Glide



Glide

- PG PLASTIC GLIDES
- FG PLASTIC GLIDES WITH FELT PADS

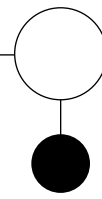
4. Shell Finish



Plastic

- 01 BLACK MATTE
- 02 MILK
- 03 LIGHT GRAY
- 12 DARK GRAY
- 17 MEADOW GREEN
- 18 SOFT BLUE
- 19 SAND

5. Frame Finish



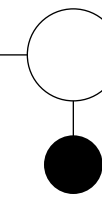
Powder Coat

- | | | |
|-------------------|--------------------|-------------------|
| BL BLUE | LG LIGHT GRAY | RO RED ORANGE |
| BM BLACK MATTE | MG MEADOW GREEN | RR RUSTY RED |
| BR BRASS | MK MILK | SB SOFT BLUE |
| BT BLACK TWILIGHT | MS METALLIC SILVER | SD SAND |
| CP CHAMPAGNE | NK NICKEL | TC TERRACOTTA |
| DB DARK BRONZE | NV NAVY | TP TAUPE |
| DG DARK GRAY | OR ORANGE | TS TEXTURED SLATE |
| DP DUSTY PINK | PY PALE YELLOW | YL YELLOW |
| FG FOREST GREEN | RD RED | |

Other

- CH CHROME

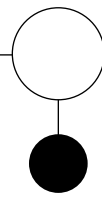
6. Options



- CONTRASTING
- CT THREAD

CT unavailable on Seat Pads (Styles 20 or 60)

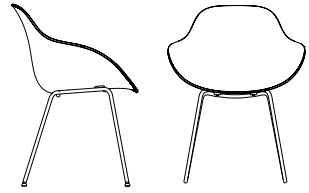
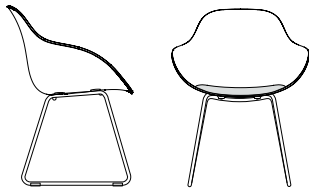
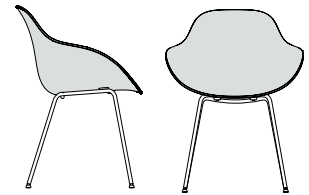
7. Upholstery



See general information section for details on textile program and COM/COL information.

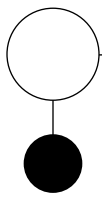
Verve

BUCKET: FOUR LEG STEEL

TITLE	SHELL/UPHOLSTERY	SERIES	FRAME	ARM	UPH	DIMENSIONS	YDG	COL	Textile Upholstery Grades													Leather Upholstery Grades					
									COM	COL	COM	A	B	C	D	E	F	G	H	I	J	K	L	M	W	X	Y
Bucket, Four Leg Steel	 Bucket Shell	VR	11	1	70	25W x 23D x 33.2H	-	-	570	-	-	-	-	-	-	-	-	-	-	-	-	-	-	-	-	-	-
Bucket, Four Leg Steel	 Bucket Shell, Seat Pad	VR	11	1	80	25W x 23D x 33.2H	0.6	9	743	773	789	806	822	839	859	874	896	924	957	991	1,023	1,055	-	-	-	-	-
Bucket, Four Leg Steel	 Fully Upholstered Bucket	VR	11	1	90	25W x 23.5D x 33.4H	2.8	-	816	968	1,049	1,128	1,213	1,293	1,387	1,473	1,580	1,718	1,885	2,049	2,211	2,374	-	-	-	-	-

To Order Select Below

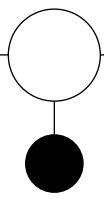
1. Series/Style/Arm



VR111

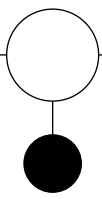
Verve Bucket, Four Leg Steel

2. Upholstery



- 70 PLASTIC SHELL
- 80 PLASTIC SHELL, SEAT PAD
- 90 FULLY UPHOLSTERED

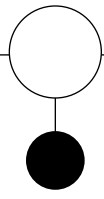
3. Glide



Glide

- PG PLASTIC GLIDES
- FG PLASTIC GLIDES WITH FELT PADS

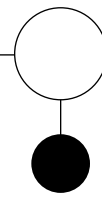
4. Shell Finish



Plastic

- 01 BLACK MATTE
- 02 MILK
- 03 LIGHT GRAY
- 12 DARK GRAY
- 17 MEADOW GREEN
- 18 SOFT BLUE
- 19 SAND

5. Frame Finish



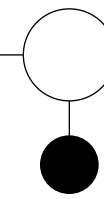
Powder Coat

- | | | |
|-------------------|--------------------|-------------------|
| BL BLUE | LG LIGHT GRAY | RO RED ORANGE |
| BM BLACK MATTE | MG MEADOW GREEN | RR RUSTY RED |
| BR BRASS | MK MILK | SB SOFT BLUE |
| BT BLACK TWILIGHT | MS METALLIC SILVER | SD SAND |
| CP CHAMPAGNE | NK NICKEL | TC TERRACOTTA |
| DB DARK BRONZE | NV NAVY | TP TAUPE |
| DG DARK GRAY | OR ORANGE | TS TEXTURED SLATE |
| DP DUSTY PINK | PY PALE YELLOW | YL YELLOW |
| FG FOREST GREEN | RD RED | |

Other

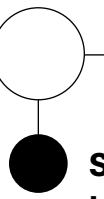
- CH CHROME

6. Options



- CONTRASTING THREAD
- CT CT unavailable on Seat Pads (Styles 20 or 60)


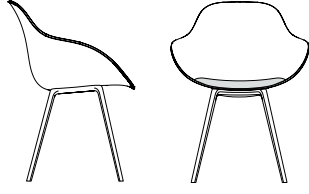

7. Upholstery



See general information section for details on textile program and COM/COL information.

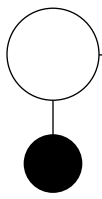
Verve

BUCKET: FOUR LEG ALUMINUM

TITLE	SHELL/UPHOLSTERY	SERIES	FRAME	ARM	UPH	DIMENSIONS	YDG	SQFT	Textile Upholstery Grades													Leather Upholstery Grades						
									COM	COL	COM	A	B	C	D	E	F	G	H	I	J	K	L	M	W	X	Y	E1
Bucket, Four Leg Aluminum 	Bucket Shell	VR	12	1	70	25W x 23D x 33.2H	-	-	690	-	-	-	-	-	-	-	-	-	-	-	-	-	-	-	-	-	-	-
Bucket, Four Leg Aluminum 	Bucket Shell, Seat Pad	VR	12	1	80	25W x 23D x 33.2H	0.6	9	863	893	909	926	942	959	979	994	1,016	1,044	1,077	1,111	1,143	1,175	-	-	-	-	-	
Bucket, Four Leg Aluminum 	Fully Upholstered Bucket	VR	12	1	90	25W x 23.5D x 33.4H	2.8	-	936	1,088	1,169	1,248	1,333	1,413	1,507	1,593	1,700	1,838	2,005	2,169	2,331	2,494	-	-	-	-	-	

To Order Select Below

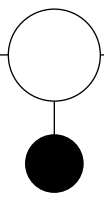
1. Series/Style/Arm



VR121

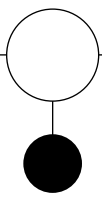
Verve Bucket, Four Leg Aluminum

2. Upholstery



- 70 PLASTIC SHELL
- 80 PLASTIC SHELL, SEAT PAD
- 90 FULLY UPHOLSTERED

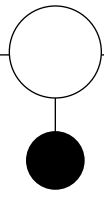
3. Glide



Glide

- PG PLASTIC GLIDES

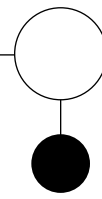
4. Shell Finish



Plastic

- 01 BLACK MATTE
- 02 MILK
- 03 LIGHT GRAY
- 12 DARK GRAY
- 17 MEADOW GREEN
- 18 SOFT BLUE
- 19 SAND

5. Frame Finish



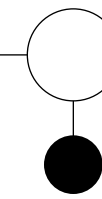
Powder Coat +25

- | | | |
|-------------------|--------------------|-------------------|
| BL BLUE | LG LIGHT GRAY | RO RED ORANGE |
| BM BLACK MATTE | MG MEADOW GREEN | RR RUSTY RED |
| BR BRASS | MK MILK | SB SOFT BLUE |
| BT BLACK TWILIGHT | MS METALLIC SILVER | SD SAND |
| CP CHAMPAGNE | NK NICKEL | TC TERRACOTTA |
| DB DARK BRONZE | NV NAVY | TP TAUPE |
| DG DARK GRAY | OR ORANGE | TS TEXTURED SLATE |
| DP DUSTY PINK | PY PALE YELLOW | YL YELLOW |
| FG FOREST GREEN | RD RED | |

Other

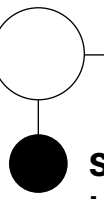
- AL POLISHED ALUMINUM

6. Options



- CONTRASTING THREAD
- CT unavailable on Seat Pads (Styles 20 or 60)

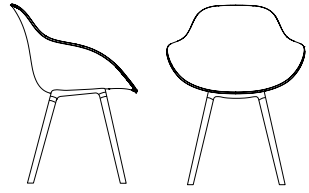
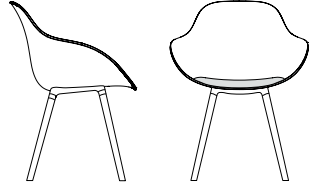

7. Upholstery



See general information section for details on textile program and COM/COL information.

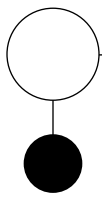
Verve

BUCKET: FOUR LEG WOOD

TITLE	SHELL/UPHOLSTERY	SERIES	FRAME	ARM	UPH	DIMENSIONS	YDG	COL	Textile Upholstery Grades													Leather Upholstery Grades					
									COM	COL	COM	A	B	C	D	E	F	G	H	I	J	K	L	M	W	X	Y
Bucket, Four Leg Wood	 Bucket Shell	VR	13	1	70	25W x 23D x 33H	-	-	887	-	-	-	-	-	-	-	-	-	-	-	-	-	-	-	-	-	-
Bucket, Four Leg Wood	 Bucket Shell, Seat Pad	VR	13	1	80	25W x 23D x 33H	0.6	9	1,060	1,090	1,106	1,123	1,139	1,156	1,176	1,191	1,213	1,241	1,274	1,308	1,340	1,372	-	-	-	-	-
Bucket, Four Leg Wood	 Fully Upholstered Bucket	VR	13	1	90	25W x 23.5D x 33.1H	2.8	-	1,133	1,285	1,366	1,445	1,530	1,610	1,704	1,790	1,897	2,035	2,202	2,366	2,528	2,691	-	-	-	-	-

To Order Select Below

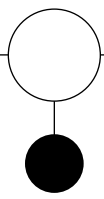
1. Series/Style/Arm



VR131

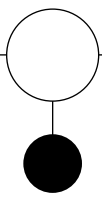
**Verve
Bucket,
Four Leg Wood**

2. Upholstery



- 70 PLASTIC SHELL
- 80 PLASTIC SHELL, SEAT PAD
- 90 FULLY UPHOLSTERED

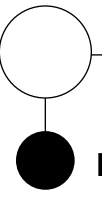
3. Glide



Glide

- PG PLASTIC GLIDES
- FG PLASTIC GLIDES WITH FELT PADS

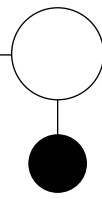
4. Shell Finish



Plastic

- 01 BLACK MATTE
- 02 MILK
- 03 LIGHT GRAY
- 12 DARK GRAY
- 17 MEADOW GREEN
- 18 SOFT BLUE
- 19 SAND

5. Frame Finish



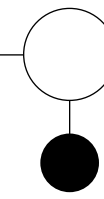
Powder Coat

- | | | |
|-------------------|--------------------|-------------------|
| BL BLUE | LG LIGHT GRAY | RO RED ORANGE |
| BM BLACK MATTE | MG MEADOW GREEN | RR RUSTY RED |
| BR BRASS | MK MILK | SB SOFT BLUE |
| BT BLACK TWILIGHT | MS METALLIC SILVER | SD SAND |
| CP CHAMPAGNE | NK NICKEL | TC TERRACOTTA |
| DB DARK BRONZE | NV NAVY | TP TAUPE |
| DG DARK GRAY | OR ORANGE | TS TEXTURED SLATE |
| DP DUSTY PINK | PY PALE YELLOW | YL YELLOW |
| FG FOREST GREEN | RD RED | |

Other

- AL POLISHED ALUMINUM

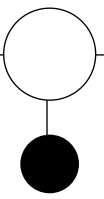
6. Wood Finishes



Leg Finishes

- 81 WHITE OAK
- 83 NATURAL MAPLE
- 85 WALNUT **+68**
- 87 OPAQUE BLACK **+68**

7 & 8. Options & Upholstery



- CONTRASTING
CT THREAD

CT unavailable on Seat
Pads (Styles 20 or 60)

**See general
information
section for
details on
textile program
and COM/COL
information.**