

**stylex**

**Verve**

PRICE LIST

Effective January 01, 2026

# General Information

## STYLEX PRICE LIST

### GENERAL INFORMATION

**Terms**  
Net 30 days from date of invoice, D. A. P. Delanco, New Jersey

**Damaged Shipments**  
All Stylex products are carefully inspected before they are packed in sturdy cartons designed to satisfy shipping requirements. Stylex is not responsible for damage in shipment. The transportation company assumes responsibility for delivering products to you in good condition when the bill of lading (BOL) is signed. Any damages not documented on the Bill of Lading (BOL) will not be Stylex responsibility. Ensure all damages are clearly noted before signing the BOL. You protect yourself by refusing shipments showing damage or shortage until the transportation company has noted on the delivery sheet the extent of damage or shortage. Concealed damage should be reported to the carrier as soon as discovered, but no later than 5 days after receiving shipment.

**Return/Restocking Policy**  
Return shipments will not be accepted unless specifically authorized by Stylex in writing. The Return Authorization number should be clearly marked on the carton. All shipments must be returned in the same size carton shipped prepaid on the customer’s account. If return charges are incurred by Stylex, they will be charged back to customers. Please contact your account manager for any freight return assistance. Merchandise must be returned unused. Returned merchandise is subject to a 35% restocking fee.

**Special Products**  
Modifications to standard products will be considered for large runs. Contact factory for price quotations.

**Design Changes**  
In keeping with modern manufacturing advances, Stylex reserves the right to incorporate minor modifications and design changes in products without notice.

**Cancellation/Change Order Policy**  
Regarding requests for order cancellation and/or order modification, please see the following page for further details.

### WARRANTY

Except as provided below, Stylex warrants exclusively to the original Purchaser of our product that all parts, under normal use and service, will be free from defects in workmanship and material for a period of ten (10) years from the date of purchase. “Normal use and service” means that the product will be used in a typical office environment for 40-45 hours per week.

This warranty is subject to the following limitations, exclusions and provisions:

Limitations involving materials and components:

**Wood components of plywood stacking chairs**  
(such as Brooks and Welcome)  
5 years

**Upholstery**  
(including mesh used for Click, F4, Insight, and Zephyr Mesh)  
3 years

**SAVA Mesh**  
10 years

**Pneumatic Cylinders**  
3 years

**COM Upholstery**  
No Warranty  
Stylex makes every effort to ensure that the COM Upholstery it approves is suitable for the intended use. Nevertheless, we will not warrant, and assume no responsibility for, the durability or tailoring quality of any COM or COL . If you have any concerns about the ultimate appearance of any covering, please order an upholstered sample.

**Painted Stack Chair Frames**  
No Warranty  
We will not warrant the finish of painted stack chair frames against damage from stacking. Please order chrome frames for chairs that will be stacked.

**Felt Glides**  
No Warranty  
Due to the different surfaces on which felt glides may be used, we cannot warrant their durability over time.

If this product fails during normal use and service within the applicable warranty period (other than through normal wear and tear), please submit a warranty claim at [stylexdesign.com/warranty-claim/](http://stylexdesign.com/warranty-claim/). Quantity, model details, description of issue, and Stylex certified labels are required for submission. PLEASE DO NOT RETURN PARTS OR THE PRODUCT TO STYLEX UNLESS INSTRUCTED TO DO SO BY STYLEX. Stylex will, at its discretion, either repair or replace the defective product or part at no cost. Labor requests must receive approval and will be authorized on a case-by-case basis. We will only reimburse for labor costs directly incurred, excluding any travel-related expenses. Purchaser may be required (at the option of Stylex) to return to Stylex at Purchaser’s expense any defective part with all freight or shipping charges prepaid. The foregoing warranty shall be void if the product has been altered or repaired (other than by Stylex). The warranty does not cover damage to the product caused by accident, neglect, misuse, abuse, modification to the product by anyone other than Stylex or damage caused by use of the product for a purpose other than that for which it was designed. This warranty extends only to the original Purchaser of the product.

**No Other Warranties**  
This warranty is in lieu of all other warranties, expressed or implied, including, but not limited to, implied warranties of merchantability and fitness for a particular purpose. The rights and remedies provided herein are the exclusive rights and remedies of the original purchaser of the product.

**No Liability For Damages**  
In no event shall Stylex or its suppliers be responsible or liable for any special, indirect, consequential, or incidental damages. In no event shall the liability of Stylex exceed the actual purchase price paid to Stylex for the product.

**Out of Warranty Products**  
For all products no longer covered by our warranty, please refer to our Design for Durability and Upgradability Policy. Contact your Account Manager if you would like to purchase any replaceable components to further extend the life of any Stylex seating product. This warranty applies to all Stylex products purchased on April 13, 2018, and thereafter.

### PRODUCT TAKE BACK PROGRAM

In order to be good stewards of our products, Stylex offers a pathway towards a Product Take Back Program as a more viable solution to the end of our products’ originally intended life.

Stylex supports the sustainable programs of ANEW and offers their added value to our clients through a comprehensive take-back solution for surplus office furniture and materials of any kind, in any condition. AN EW is a 501(c)(3) non-profit organization that exists to provide companies with smart, cost effective alternatives for their surplus furniture and other items with the priority of matching it to non- profits, public agencies and the underserved, within the local community of the project site. Corporate Social Responsibility is raised while the impact on the environment is lowered by diverting products and materials otherwise destined for landfill.

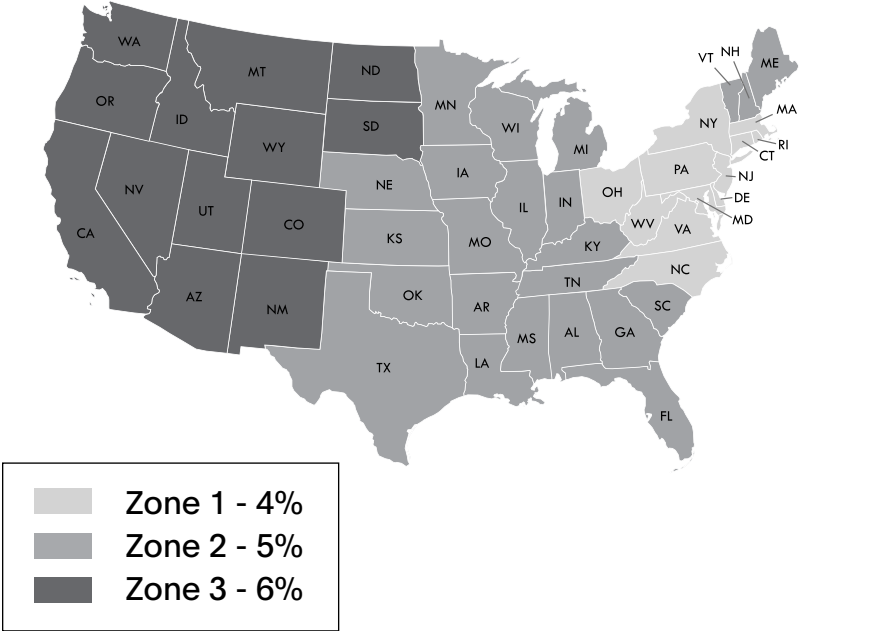
Stylex is proud to offer ANEW to customers dedicated to strengthening their community network by repurposing their furniture, fixtures and architectural materials to those in need. In 2014, Stylex committed to making this relationship a part of our strategic sales strategy. Visit [www.anewfound.org](http://www.anewfound.org) to find out more.

To initiate a Product Take Back strategy through ANEW, contact Stylex Account Management at 800-257-5742.

For other end of life recovery options, please see our Product Disassembly Instructions and End of Life Recovery Options documents available on our website in the resources section of each product in our line.

### FREIGHT PROGRAM

Freight charges will be calculated as a percentage of the net product price and added to the invoice at the time of shipment. The continental United States has been divided into three zones. Please use the map below to determine freight charges for the product’s destination. Minimum freight charge is \$250. Please let us know if you will be shipping to a residential address or require inside delivery as this requires an additional fee. Also please note we need to be made aware if a liftgate is required prior to delivery. If any requests are made at the time of delivery, applicable charges will apply.



ZONE 1 - 4%	ZONE 2 - 5%	ZONE 3 - 6%
Connecticut	Alabama	Arizona
Delaware	Arkansas	California
New York	Canada, Ontario	Colorado
New Jersey	Canada, Quebec	Idaho
Maryland	Florida	Montana
Massachusetts	Georgia	Nevada
North Carolina	Iowa	New Mexico
Ohio	Illinois	North Dakota
Pennsylvania	Indiana	Oregon
Rhode Island	Kansas	South Dakota
Virginia	Kentucky	Utah
Washington D.C.	Louisiana	Washington
West Virginia	Nebraska	Wyoming

Quote Per Project
Alaska
Hawaii
Canada
(outside Ontario & Quebec)
Mexico



# General Information

## STYLEX PRICE LIST

### CHANGE ORDER REQUEST & POLICY

Please be advised that requests for order cancellations and/or modifications are subject to the following fees, pending approval:

- Approved cancellations are subject to a one-time 15% cancellation fee.
- Approved order changes are subject to a one-time \$250 change order fee.

Once an order has entered the production phase, it cannot be altered or canceled under any circumstances.

All requests for cancellations or order changes must be submitted in writing and will only be considered valid upon written approval by Stylex.

Order changes without penalty shall be accepted per the following:

- Chairs: 2 weeks following production date confirmation
- Tables: 3 weeks following production date confirmation
- Lounge: 3 weeks following production date confirmation

If the request falls within this timeframe, the customer must submit an order change request according to the below. Failure to include the following information can result in delays or denial of the change. Please Note - order changes are subject to being redated; Stylex does not hold production dates for revised orders.

A new Purchase Order and drawing (for modular lounge) must be included along with the following information:

- Stylex Sales Order # (SO#) you're requesting to change
- Date of Request – When the change is submitted
- Dealer Name – Name of dealer making request
- Reason for Change – Why the change is requested (design change, error, site change, etc.)
- Line number(s) being changed
- Original/New part number
- Detailed explanation of the change (examples: size change, finish change, quantity change, etc.)
- Original/New quantity, if changing
- Original/New finishes, if changing

Alternatively, you may submit a copy of the acknowledgment with change details noted on the affected lines. Attach new drawing or marked-up order drawing.

### TEXTILE PARTNERS & APPROVALS

**Textile Partners**  
To customize your furniture performance needs and design vision, Stylex offers a wide selection of in-graded leathers and textiles from Grades A through Y. We've partnered with leading manufacturers on the options, focusing on color, price, durability, and construction. To view our partners and explore our digital carded program with broadly approved textiles, visit [this page](#). We stand by these textiles: They're tried and tested, and will effortlessly fit into any design aesthetic.

**Textile Approvals**  
All textiles must be approved for the product you are specifying. For the related approved textile lists, visit [this page](#).

### CAL 117 AND 133 COMPLIANCE

**CAL 117-2013**  
CAL 117-2013 compliance is a requirement for all textiles applied on our seating products. All Stylex seating products meet this standard.

**CAL 133**  
Most Stylex seating can be ordered to meet the requirements of CAL 133. When ordering, simply specify "CAL 133 compliance required". The upcharge for this option is \$54 list per yard. Please refer to the COM yardage of each model to determine the number of yards required. We do frequently require full-scale burn tests in order to certify CAL 133 before an order will be accepted. Such burn tests may increase normal lead times and do carry additional charges. Please contact your Stylex account manager for details.

### CUSTOMER'S OWN MATERIAL/LEATHER

Customer's own material (COM) and customer's own leather (COL) will generally be upholstered at the price designated in each product's price list. Please be advised, however, that we specifically reserve the right to charge a higher price when we determine that special circumstances, such as unusual repeats or challenging materials, present themselves. All orders for custom coverings must be approved by Stylex before they will be accepted for production. To submit proposed textile for approval, please use the COM form [here](#).

**Special Note:**  
We assume no responsibility for the durability or tailoring quality of any COM or COL. Directional covers in particular may not meet your satisfaction due to the design of certain products. Please be advised that COM and COL orders are not subject to return. If you have doubts about the ultimate appearance of certain coverings, please order a sample done with that specific COM or COL. In addition, while we inspect fabrics for mill imperfections, some are difficult to recognize. We cannot be responsible for defects, color inaccuracies, dye lot variations, or other flaws.

Under no circumstances will we be responsible for COM shortages, flaws, or other such problems. Finally, it is not our responsibility to police the receipt of COM's in order to meet delivery deadlines, and we assume our customers are aware of any undue delay in the shipment of their COM fabrics.

**COM fabric and COL leather should be sent prepaid to: Stylex**  
**Attn: COM/COL - [Your Stylex PO #]**  
**740 Coopertown Road**  
**Delanco, NJ 08075**

**All COM/COL sent to Stylex must be accompanied with a packing list which indicates the dealers' name, Stylex corresponding PO number, sales order number, COM/COL supplier name, textile pattern, colorway and shipped quantity. Stylex requires COM to be sent in as continuous yardage in the same dielot.**

Yardage requirements shown in the price list are based on non-directional goods of 54" width. Fabrics less than 54" wide or those requiring matching (stripes, prints, or large patterned designs) call for additional yardage and can be calculated upon request.

### COM/COL FORM

To avoid delay in processing COM orders we request that you submit a sample of your COM textile stapled to this form which can be downloaded [here](#). If a textile has a stripe or design, the size of the repeat should be indicated. Please indicate the textile supplier's name, textile number, and color. Also indicate the Stylex product on which the textile will be used. If a certain direction of application is required, please ensure that information is communicated directly to your Stylex account manager.

The fabric supplier must indicate on his shipping labels the dealer name and purchase order number as well as the Stylex model number.

**Please Note:**  
No order may be entered into production or have a shipping date assigned until all related COM is received at the factory.



### CENTER OF STRIPE OR DESIGN

TOP OF CHAIR	TOP OF CHAIR
--------------	--------------

1. Size of Repeat
2. Textile Supplier
3. Textile Number
4. Color
5. Stylex Product

# Contents


COLORS, MATERIALS, AND FINISHES	5	NON-STACKING CHAIR	12
STATEMENT OF LINE	6	STACKING CHAIR	22
DIMENSIONS	8	STOOL	25
HOW TO ORDER	11	BUCKET CHAIR	31

CLICK THE TITLES ABOVE TO NAVIGATE THROUGH THE DOCUMENT  
PRODUCT HEADERS ON SUBSEQUENT PAGES LINK BACK TO THIS PAGE

# Verve

COLORS, MATERIALS, AND FINISHES

POWDER COATED PAINTED METAL



PLASTIC SHELL



WOOD LEG












































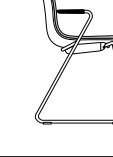










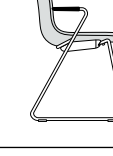

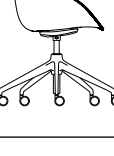
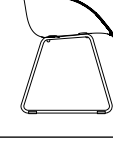



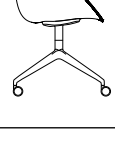
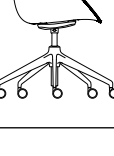
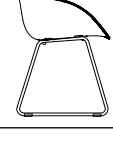
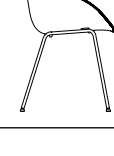










WOOD SHELL



# Verve

## SPECIFICATION GUIDE: STATEMENT OF LINE, CHAIRS

OVERVIEW	NON-STACKING								STACKING		
	FOUR BLADE	FOUR BLADE, ARM	FIVE BLADE	FIVE BLADE, ARM	SLED	FOUR LEG STEEL	FOUR LEG ALUMINUM	FOUR LEG WOOD	FOUR LEG STEEL	SLED	SLED, ARM
Plastic/Wood Shell											
Plastic/Wood Shell Seat Pad											
Plastic/Wood Shell Loose Seat Pad											
Plastic Shell Upholstered Liner											
Fully Upholstered											
Bucket, Shell											
Bucket, Seat Pad											
Bucket Fully Upholstered											

### PRODUCT INFORMATION

#### Design

Mark Alan Kapka

#### Finishes

Plywood is a robust material which will continue to function for the life of the product despite scratches, dings, dents, etc. Stylex has made an effort to ensure a durable surface finish but does not warrant damage due to rough handling.

Most metal components are available in either powder coat or chrome. Tubular frames are powder coat or chrome. Wood legs are available in white oak, natural maple, walnut, or opaque black.

#### Casters

Casters are available in black, gray, and white. For 5-blade chairs, cylinders and lever handles are color matched to the caster color selected. When Polished Aluminum is the frame choice, the chair is shipped with a chrome cylinder regardless of caster color chosen.

#### Glides

Glides are either plastic or plastic with felt pads. Please note that felt pad glides are not available on models with aluminum legs.

#### Ganging

Available on armless, sled base stacking models.

#### Use

Designed for indoor use only.

#### Performance Standards

Manufactured to comply with:  
ANSI/BIFMA X5.1 General-Purpose Office Chair - Tests




















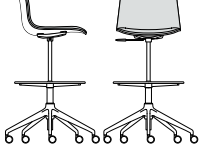


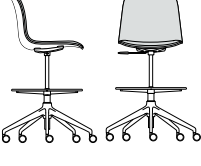



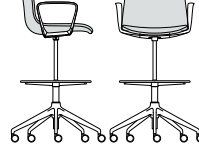

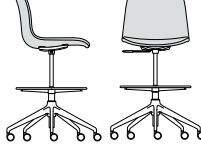
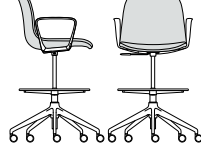
#### Certifications


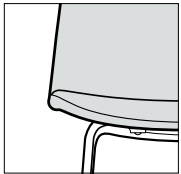
Greenguard Gold (does not apply to Verve Wood)  
LEVEL® 2



# Verve

## SPECIFICATION GUIDE: STATEMENT OF LINE, STOOLS, OPTIONS, ACCESSORIES

OVERVIEW	BAR			COUNTER		
	FOUR LEG STEEL	FIVE BLADE	FIVE BLADE, ARM	FOUR LEG STEEL	FIVE BLADE	FIVE BLADE, ARM
Plastic/Wood Shell						
Plastic/Wood Shell Seat Pad						
Plastic/Wood Shell Loose Seat Pad						
Plastic Shell Upholstered Liner						
Fully Upholstered						

OPTIONS	STACKING ON FLOOR	STACKING ON DOLLY
Accessories	Verve Wood w/ Uph: 5 high Verve Wood: 5 high Verve Plastic: 8 high	Verve Wood w/ Uph: 10 high Verve Wood: 14 high Verve Plastic: 14 high
		
Upholstery	Contrasting Thread	
		

### PRODUCT INFORMATION

#### Design

Mark Alan Kapka

#### Finishes

Plywood is a robust material which will continue to function for the life of the product despite scratches, dings, dents, etc. Stylex has made an effort to ensure a durable surface finish but does not warrant damage due to rough handling.

Most metal components are available in either powder coat or chrome. Tubular frames are powder coat or chrome. Wood legs are available in white oak, natural maple, walnut, or opaque black.

#### Casters

Casters are available in black, gray, and white. For 5-blade chairs, cylinders and lever handles are color matched to the caster color selected. When Polished Aluminum is the frame choice, the chair is shipped with a chrome cylinder regardless of caster color chosen.

#### Glides

Glides are either plastic or plastic with felt pads. Please note that felt pad glides are not available on models with aluminum legs.

#### Ganging

Available on armless, sled base stacking models.

#### Use

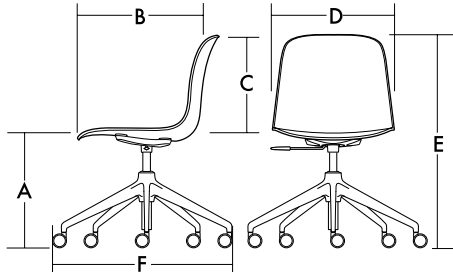
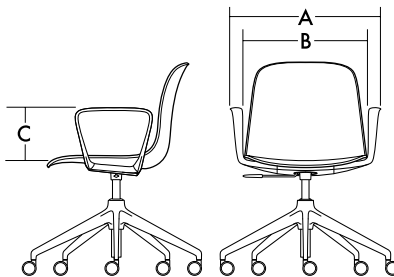
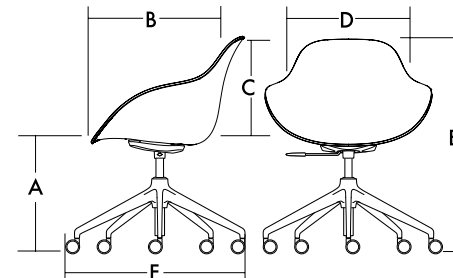
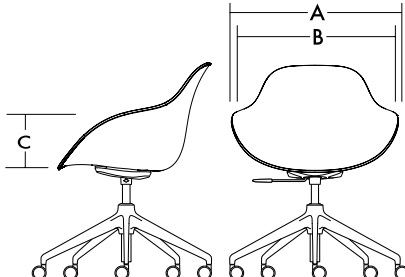
Designed for indoor use only.

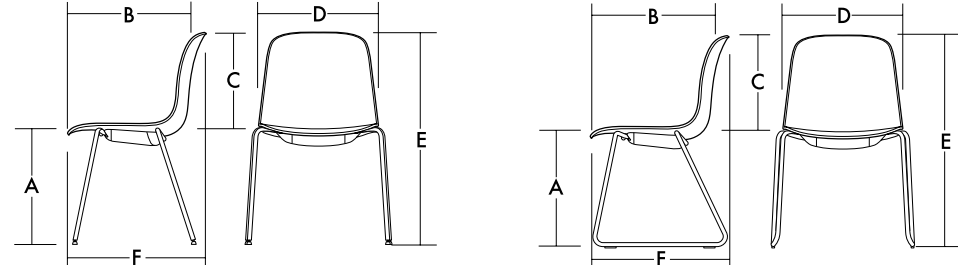
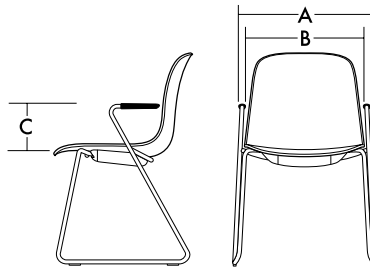
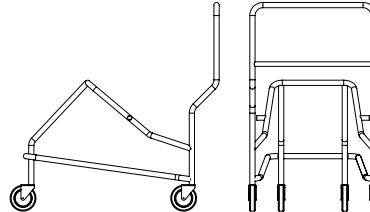
#### Performance Standards

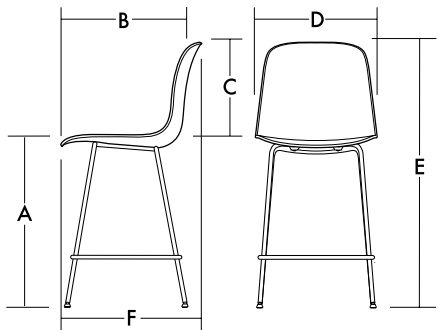
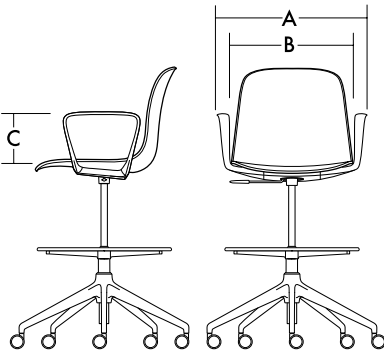
Manufactured to comply with:  
ANSI/BIFMA X5.1 General-Purpose Office Chair - Tests

#### Certifications

Greenguard Gold (does not apply to Verve Wood)  
LEVEL® 2

OVERVIEW		PLASTIC/WOOD SHELL						UPHOLSTERED					
<b>Dimensions</b> A. Seat Height B. Seat Depth C. Back Height D. Seat Width & Overall Width E. Maximum Overall Height F. Maximum Overall Depth		<b>Four Blade</b>	<b>Five Blade</b>	<b>Sled</b>	<b>Four Leg Steel</b>	<b>Four Leg Alum.</b>	<b>Four Leg Wood</b>	<b>Four Blade</b>	<b>Five Blade</b>	<b>Sled</b>	<b>Four Leg Steel</b>	<b>Four Leg Alum.</b>	<b>Four Leg Wood</b>
		A. 18	A. 15.6 - 20.9	A. 18.1	A. 18.1	A. 18.1	A. 17.8	A. 18.7	A. 16.3 - 21.5	A. 18.9	A. 18.8	A. 18.8	A. 18.5
		B. 18.7	B. 18.7	B. 18.7	B. 18.7	B. 18.7	B. 18.7	B. 19.2	B. 19.2	B. 19.2	B. 19.2	B. 19.2	B. 19.2
		C. 15	C. 15	C. 15	C. 15	C. 15	C. 15	C. 15	C. 15	C. 15	C. 15	C. 15	C. 15
		D. 18.7	D. 18.7	D. 18.7	D. 18.7	D. 18.7	D. 18.7	D. 19.6	D. 19.6	D. 19.6	D. 19.6	D. 19.6	D. 19.6
		E. 33	E. 30.6 - 35.9	E. 33.1	E. 33.3	E. 33.1	E. 32.8	E. 31.1 - 36.4	E. 31.1 - 36.4	E. 33.8	E. 33.6	E. 33.6	E. 33.3
		F. 29	F. 29	F. 21.8	F. 21.8	F. 21.8	F. 21.8	F. 29	F. 29	F. 22.7	F. 22.7	F. 22.7	F. 22.7
<b>Arm Choice</b> A. Max Width B. Arm Distance C. Arm Height		<b>Four Blade, Arm</b>	<b>Five Blade, Arm</b>					<b>Four Blade, Arm</b>	<b>Five Blade, Arm</b>				
		A. 23.2	A. 23.2					A. 23.2	A. 23.2				
		B. 19	B. 19					B. 19	B. 19				
		C. 7.3	C. 7.3					C. 7.3	C. 7.3				
<b>Dimensions</b> A. Seat Height B. Seat Depth C. Back Height D. Seat Width E. Maximum Overall Height F. Maximum Overall Depth		<b>Four Blade</b>	<b>Five Blade</b>	<b>Sled</b>	<b>Four Leg Steel</b>	<b>Four Leg Alum.</b>	<b>Four Leg Wood</b>	<b>Four Blade</b>	<b>Five Blade</b>	<b>Sled</b>	<b>Four Leg Steel</b>	<b>Four Leg Alum.</b>	<b>Four Leg Wood</b>
		A. 18	A. 15.6 - 20.9	A. 18	A. 18.1	A. 18.1	A. 17.8	A. 18.8	A. 16.3 - 21.5	A. 18.8	A. 19	A. 19	A. 18.7
		B. 17	B. 17	B. 17	B. 17	B. 17	B. 17	B. 17	B. 17	B. 17	B. 17	B. 17	B. 17
		C. 14.2	C. 14.2	C. 14.2	C. 14.2	C. 14.2	C. 14.2	C. 14.4	C. 14.4	C. 14.4	C. 14.4	C. 14.4	C. 14.4
		D. 17.75	D. 17.75	D. 17.75	D. 17.75	D. 17.75	D. 17.75	D. 17.75	D. 17.75	D. 17.75	D. 17.75	D. 17.75	D. 17.75
		E. 33	E. 30.6 - 35.9	E. 30	E. 33.2	E. 33.2	E. 33	E. 33.2	E. 30.9 - 36.2	E. 33.2	E. 33.4	E. 33.4	E. 33.1
		F. 23	F. 29	F. 23	F. 23	F. 23	F. 23	F. 23.5	F. 29	F. 23.5	F. 23.5	F. 23.5	F. 23.5
<b>Arm Choice</b> A. Overall Width B. Arm Distance C. Arm Height													
		A. 25.2	A. 25.2	A. 25.2	A. 25.2	A. 25.2	A. 25.2	A. 25.4	A. 25.4	A. 25.4	A. 25.4	A. 25.4	A. 25.4
		B. 24.7	B. 24.7	B. 24.7	B. 24.7	B. 24.7	B. 24.7	B. 23.7	B. 23.7	B. 23.7	B. 23.7	B. 23.7	B. 23.7
		C. 6.6	C. 6.6	C. 6.6	C. 6.6	C. 6.6	C. 6.6	C. 6.9	C. 6.9	C. 6.9	C. 6.9	C. 6.9	C. 6.9

OVERVIEW		PLASTIC/WOOD SHELL		UPHOLSTERED	
<div><b>Dimensions</b><div>A. Seat Height</div><div>B. Seat Depth</div><div>C. Back Height</div><div>D. Seat Width &amp; Overall Width</div><div>E. Maximum Overall Height</div><div>F. Maximum Overall Depth</div></div>		<div><b>Four Leg Steel</b><div>A. 18</div><div>B. 18.7</div><div>C. 15</div><div>D. 18.7</div><div>E. 33.1</div><div>F. 21.8</div></div>	<div><b>Sled</b><div>A. 18</div><div>B. 18.7</div><div>C. 15</div><div>D. 18.7</div><div>E. 31.1</div><div>F. 21.8</div></div>	<div><b>Four Leg Steel</b><div>A. 18.7</div><div>B. 19.2</div><div>C. 15</div><div>D. 19.6</div><div>E. 33.6</div><div>F. 22.7</div></div>	<div><b>Sled</b><div>A. 18.7</div><div>B. 19.2</div><div>C. 15</div><div>D. 19.6</div><div>E. 33.6</div><div>F. 22.7</div></div>
<div><b>Arm Choice</b><div>A. Max Width</div><div>B. Arm Distance</div><div>C. Arm Height</div></div>			<div><b>Sled</b><div>A. 20.2</div><div>B. 18.2</div><div>C. 7.2</div></div>		<div><b>Sled</b><div>A. 20.2</div><div>B. 18.2</div><div>C. 7.2</div></div>
OVERVIEW		PLASTIC / UPHOLSTERED SHELL		WOOD SHELL	
<div><b>Fully Stacked Dolly</b><div>A. Width</div><div>B. Depth</div><div>C. Height</div></div>		<div><b>14 Chair Maximum</b><div>A. 24.5</div><div>B. 44</div><div>C. 63</div></div>		<div><b>10 Chair Maximum</b><div>A. 24.5</div><div>B. 44</div><div>C. 51</div></div>	
<div><b>Stacked on Floor</b><div>A. Width</div><div>B. Depth</div><div>C. Height</div></div>		<div><b>8 Chair Maximum</b><div>A. 23.5</div><div>B. 33</div><div>C. 42</div></div>		<div><b>5 Chair Maximum</b><div>A. 23.5</div><div>B. 33</div><div>C. 39</div></div>	

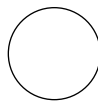
OVERVIEW		PLASTIC/WOOD SHELL		UPHOLSTERED	
<div><b>Dimensions</b><ul style="list-style-type: none"><li>A. Seat Height</li><li>B. Seat Depth</li><li>C. Back Height</li><li>D. Seat Width &amp; Overall Width</li><li>E. Maximum Overall Height</li><li>F. Maximum Overall Depth</li></ul></div>		<b>Four Leg Counter</b> <ul style="list-style-type: none"><li>A. 25.7</li><li>B. 18.7</li><li>C. 15</li><li>D. 18.7</li><li>E. 40.8</li><li>F. 21.8</li></ul>	<b>Four Leg Bar</b> <ul style="list-style-type: none"><li>A. 30.6</li><li>B. 18.7</li><li>C. 15</li><li>D. 18.7</li><li>E. 45.7</li><li>F. 21.9</li></ul>	<b>Four Leg Counter</b> <ul style="list-style-type: none"><li>A. 26.4</li><li>B. 19.2</li><li>C. 15</li><li>D. 19.6</li><li>E. 41.3</li><li>F. 22.7</li></ul>	<b>Four Leg Bar</b> <ul style="list-style-type: none"><li>A. 31.3</li><li>B. 19.2</li><li>C. 15</li><li>D. 19.6</li><li>E. 46.2</li><li>F. 22.8</li></ul>
		<b>Five Blade Counter</b> <ul style="list-style-type: none"><li>A. 21 - 28.7</li><li>B. 18.7</li><li>C. 15</li><li>D. 18.7</li><li>E. 36 - 43.7</li><li>F. 29</li></ul>	<b>Five Blade Bar</b> <ul style="list-style-type: none"><li>A. 23.5 -33.5</li><li>B. 18.7</li><li>C. 15</li><li>D. 29</li><li>E. 38.5 - 48.5</li><li>F. 21.8</li></ul>	<b>Five Blade Counter</b> <ul style="list-style-type: none"><li>A. 21.7 - 29.4</li><li>B. 19.2</li><li>C. 15</li><li>D. 29</li><li>E. 36.5 - 44.2</li><li>F. 29</li></ul>	<b>Five Blade Bar</b> <ul style="list-style-type: none"><li>A. 22.8 - 32.8</li><li>B. 19.2</li><li>C. 15</li><li>D. 29</li><li>E. 39.5 - 49</li><li>F. 29</li></ul>
<div><b>Arm Choice</b><ul style="list-style-type: none"><li>A. Max Width</li><li>B. Arm Distance</li><li>C. Arm Height</li></ul></div>		<b>Five Blade Counter</b> <ul style="list-style-type: none"><li>A. 23.2</li><li>B. 19</li><li>C. 7.3</li></ul>	<b>Five Blade Bar</b> <ul style="list-style-type: none"><li>A. 23.2</li><li>B. 19</li><li>C. 7.3</li></ul>	<b>Five Blade Counter</b> <ul style="list-style-type: none"><li>A. 23.2</li><li>B. 19</li><li>C. 7.3</li></ul>	<b>Five Blade Bar</b> <ul style="list-style-type: none"><li>A. 23.2</li><li>B. 19</li><li>C. 7.3</li></ul>



MODEL CODE BREAKDOWN

Sample Model Code: VR13120PG01BM81COM

1. Series

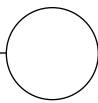


**VR**

Series

VR - VERVE

2. Style

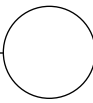


**13**

Style

10 - STACKING CHAIR, FOUR LEG STEEL  
11 - NON-STACKING CHAIR, FOUR LEG STEEL  
12 - NON-STACKING CHAIR, 4 LEG ALUMINUM  
13 - NON-STACKING CHAIR, FOUR LEG WOOD  
30 - NON-STACKING CHAIR, FOUR BLADE SWIVEL  
31 - NON-STACKING CHAIR, FOUR BLADE FIXED  
35 - NON-STACKING CHAIR, FIVE BLADE  
50 - STACKING CHAIR, SLED  
51 - NON-STACKING CHAIR, SLED  
70 - STOOL, FOUR LEG BAR  
90 - STOOL, FOUR LEG COUNTER

3. Arm Option

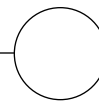


**1**

Arm Option

1 – ARMLESS  
2 – ARMS

4. Upholstery Style

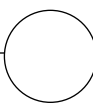


**20**

Upholstery Style

10 - PLASTIC SHELL  
20 - PLASTIC SHELL, SEAT PAD  
25 - PLASTIC SHELL, LOOSE SEAT PAD  
30 - PLASTIC SHELL, UPHOLSTERED LINER  
40 - FULLY UPHOLSTERED  
50 - WOOD SHELL  
60 - WOOD SHELL, SEAT PAD  
65 - WOOD SHELL, LOOSE SEAT PAD  
70 - BUCKET  
80 - BUCKET, SEAT PAD  
90 - BUCKET, FULLY UPHOLSTERED

5. Casters/Glides



**PG**

Casters with Hard Wheels

C1 – HARD, BLACK  
C2 - HARD, MILK WITH LIGHT GRAY TIRE  
C3 - HARD, LIGHT GRAY

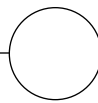
Casters with Soft Wheels

CS1 - SOFT, BLACK  
CS2 - SOFT, MILK WITH LIGHT GRAY TIRE  
CS3 - SOFT, LIGHT GRAY

Glides

PG - PLASTIC GLIDES  
FG - PLASTIC GLIDES WITH FELT PADS

6. Shell Finish



**01**

Plastic Finish

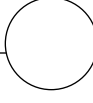
01 – BLACK MATTE  
02 – MILK  
03 – LIGHT GRAY  
12 – DARK GRAY  
17 – MEADOW GREEN  
18 – SOFT BLUE  
19 – SAND  
20 - DARK SAGE  
21 - MIDNIGHT BLUE

Wood Finish

DZ01 – FLAT CUT WALNUT  
DZ02 – RIFT CUT OAK

\*NOTE: ONLY SELECT  
FINISHES AVAILABLE FOR  
VERVE BUCKET

7. Frame Finish



**BM81**

Frame Color

Standard Powder Coat

BL – BLUE  
BM – BLACK MATTE  
CP – CHAMPAGNE  
DB – DARK BRONZE  
DG – DARK GRAY  
DP – DUSTY PINK  
DS - DARK SAGE  
LG – LIGHT GRAY  
LL - LILAC GRAY  
LP - LIGHT PISTACHIO  
LR - LIPSTICK RED  
MB - MIDNIGHT BLUE  
MG – MEADOW GREEN  
MK – MILK  
MS – METALLIC SILVER  
NK – NICKEL  
OC - OCHRE  
PY – PALE YELLOW  
RO – RED ORANGE  
RR – RUSTY RED  
SB – SOFT BLUE  
SD – SAND  
TC – TERRACOTTA  
TP – TAUPE

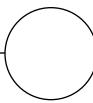
Other

AL - POLISHED ALUMINUM  
CH - CHROME

Wood Leg Finish

81 - WHITE OAK  
83 - NATURAL MAPLE  
85 - WALNUT  
87 - OPAQUE BLACK

8. Textile



**COM**


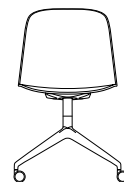

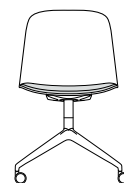



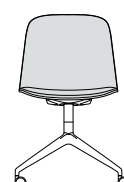

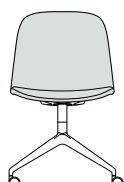
Textile

Textile Grades

COM – CUSTOMER'S OWN MATERIAL  
A – GRADE A  
B – GRADE B  
C – GRADE C  
D – GRADE D  
E – GRADE E  
F – GRADE F  
G – GRADE G  
H – GRADE H  
I – GRADE I  
J – GRADE J  
K – GRADE K  
L – GRADE L  
M – GRADE M











Leather Grades

COL – CUSTOMER'S OWN LEATHER  
W – GRADE W  
X – GRADE X  
Y – GRADE Y  
E1 – GRADE E1  
E2 – GRADE E2

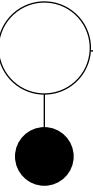
									COM		COL	Textile Upholstery Grades													Leather Upholstery Grades				
TITLE			SHELL/UPHOLSTERY	SERIES	FRAME	ARM	UPH	DIMENSIONS	YDG	SQFT	COM	A	B	C	D	E	F	G	H	I	J	K	L	M	W	X	Y	E1	E2
Non-Stacking Chair, Four Blade Swivel			Plastic Shell	VR	30	1	10	18.7W x 29D x 33H	-	-	681	-	-	-	-	-	-	-	-	-	-	-	-	-	-	-	-	-	-
			Wood Shell	VR	30	1	50	18.7W x 29D x 33H	-	-	1,509	-	-	-	-	-	-	-	-	-	-	-	-	-	-	-	-	-	-
Non-Stacking Chair, Four Blade Swivel			Plastic Shell, Seat Pad	VR	30	1	20	18.7W x 29D x 33H	0.4	7	869	902	919	937	953	971	992	1,007	1,030	1,059	1,094	1,129	1,162	1,195	1,045	1,076	1,240	1,277	1,412
			Wood Shell, Seat Pad	VR	30	1	60	18.7W x 29D x 33H	0.4	7	1,698	1,731	1,748	1,766	1,782	1,800	1,821	1,836	1,859	1,888	1,923	1,958	1,991	2,024	1,874	1,905	2,069	2,106	2,241
Non-Stacking Chair, Four Blade Swivel			Plastic Shell, Loose Seat Pad	VR	30	1	25	18.7W x 29D x 33H	0.5	7	912	945	963	978	997	1,013	1,033	1,050	1,073	1,102	1,137	1,171	1,204	1,238	1,087	1,118	1,282	1,319	1,455
			Wood Shell, Loose Seat Pad	VR	30	1	65	18.7W x 29D x 33H	0.5	7	1,740	1,773	1,791	1,806	1,825	1,841	1,861	1,878	1,901	1,930	1,965	1,999	2,032	2,066	1,915	1,946	2,110	2,147	2,283
Non-Stacking Chair, Four Blade Swivel			Plastic Shell, Upholstered Liner	VR	30	1	30	19.6W x 29D x 33.5H	0.8	11	1,013	1,079	1,112	1,145	1,181	1,215	1,251	1,290	1,333	1,390	1,459	1,527	1,595	1,664	1,300	1,357	1,626	1,687	1,910
Non-Stacking Chair, Four Blade Swivel			Fully Upholstered	VR	30	1	40	19.6W x 29D x 33.5H	1.4	0	1,113	1,228	1,288	1,346	1,407	1,465	1,533	1,597	1,673	1,774	1,895	2,014	2,132	2,252	-	-	-	-	-


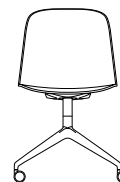



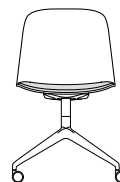

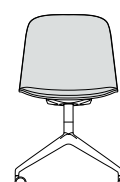

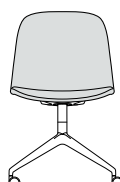
To Order Select Below

1. Series/Style/Arm	2. Upholstery	3. Caster or Glide	4. Shell Finish	5. Frame Finish	6. Options	7. Upholstery
 <div>VR301</div> <div>Verve Non-Stacking Chair, Four Blade Swivel</div>	 <div>10 PLASTIC SHELL</div> <div>20 PLASTIC SHELL, SEAT PAD</div> <div>25 PLASTIC SHELL, LOOSE SEAT PAD</div> <div>30 PLASTIC SHELL, UPHOLSTERED LINER</div> <div>40 FULLY UPHOLSTERED</div> <div>50 WOOD SHELL</div> <div>60 WOOD SHELL, SEAT PAD</div> <div>65 WOOD SHELL, LOOSE SEAT PAD</div>	 <div>Caster</div> <div>C1 HARD, BLACK</div> <div>C2 HARD, MILK WITH LIGHT GRAY TIRE</div> <div>C3 HARD, LIGHT GRAY</div> <div>CS1 SOFT, BLACK +46</div> <div>CS2 SOFT, MILK WITH LIGHT GRAY TIRE +46</div> <div>CS3 SOFT, LIGHT GRAY +46</div> <div>Glide</div> <div>PG PLASTIC GLIDES</div> <div>FG PLASTIC GLIDES WITH FELT PADS</div>	 <div>Plastic</div> <div>01 BLACK MATTE</div> <div>02 MILK</div> <div>03 LIGHT GRAY</div> <div>12 DARK GRAY</div> <div>17 MEADOW GREEN</div> <div>18 SOFT BLUE</div> <div>19 SAND</div> <div>20 DARK SAGE</div> <div>21 MIDNIGHT BLUE</div> <div>Wood</div> <div>DZ01 FLAT CUT WALNUT</div> <div>DZ02 RIFT CUT OAK</div>	 <div>Powder Coat +58</div> <div>BL BLUE</div> <div>BM BLACK MATTE</div> <div>CP CHAMPAGNE</div> <div>DB DARK BRONZE</div> <div>DG DARK GRAY</div> <div>DP DUSTY PINK</div> <div>DS DARK SAGE</div> <div>LG LIGHT GRAY</div> <div>LL LILAC GRAY</div> <div>LP LIGHT PISTACHIO</div> <div>LR LIPSTICK RED</div> <div>MB MIDNIGHT BLUE</div> <div>MG MEADOW GREEN</div> <div>MK MILK</div> <div>MS METALLIC SILVER</div> <div>NK NICKEL</div> <div>OC OCHRE</div> <div>PY PALE YELLOW</div> <div>RO RED ORANGE</div> <div>RR RUSTY RED</div> <div>SB SOFT BLUE</div> <div>SD SAND</div> <div>TC TERRACOTTA</div> <div>TP TAUPE</div> <div>Other</div> <div>AL POLISHED ALUMINUM</div>	 <div>CONTRASTING THREAD</div> <div>CT unavailable on Seat Pads (Styles 20 or 60)</div>	 <div>See general information section for details on textile program and COM/COL information.</div>

								COM		COL	Textile Upholstery Grades													Leather Upholstery Grades					
TITLE		SHELL/UPHOLSTERY	SERIES	FRAME	ARM	UPH	DIMENSIONS	YDG	SQFT	COM	A	B	C	D	E	F	G	H	I	J	K	L	M	W	X	Y	E1	E2	
Non-Stacking Chair, Four Blade Swivel, Arm			Plastic Shell	VR	30	2	10	23.2W x 29D x 33H	-	-	861	-	-	-	-	-	-	-	-	-	-	-	-	-	-	-	-	-	
			Wood Shell	VR	30	2	50	23.2W x 29D x 33H	-	-	1,689	-	-	-	-	-	-	-	-	-	-	-	-	-	-	-	-	-	
Non-Stacking Chair, Four Blade Swivel, Arm			Plastic Shell, Seat Pad	VR	30	2	20	23.2W x 29D x 33H	0.4	7	1,049	1,082	1,099	1,117	1,133	1,151	1,172	1,187	1,210	1,239	1,274	1,309	1,342	1,375	1,225	1,256	1,420	1,457	1,592
			Wood Shell, Seat Pad	VR	30	2	60	23.2W x 29D x 33H	0.4	7	1,878	1,911	1,928	1,946	1,962	1,980	2,001	2,016	2,039	2,068	2,103	2,138	2,171	2,204	2,054	2,085	2,249	2,286	2,421
Non-Stacking Chair, Four Blade Swivel, Arm			Plastic Shell, Loose Seat Pad	VR	30	2	25	23.2W x 29D x 33H	0.5	7	1,092	1,125	1,143	1,158	1,177	1,193	1,213	1,230	1,253	1,282	1,317	1,351	1,384	1,418	1,267	1,298	1,462	1,499	1,635
			Wood Shell, Loose Seat Pad	VR	30	2	65	23.2W x 29D x 33H	0.5	7	1,920	1,953	1,971	1,986	2,005	2,021	2,041	2,058	2,081	2,110	2,145	2,179	2,212	2,246	2,095	2,126	2,290	2,327	2,463
Non-Stacking Chair, Four Blade Swivel, Arm			Plastic Shell, Upholstered Liner	VR	30	2	30	23.2W x 29D x 33.5H	0.8	11	1,193	1,259	1,292	1,325	1,361	1,395	1,431	1,470	1,513	1,570	1,639	1,707	1,775	1,844	1,480	1,537	1,806	1,867	2,090
Non-Stacking Chair, Four Blade Swivel, Arm			Fully Upholstered	VR	30	2	40	23.2W x 29D x 33.5H	1.4	0	1,293	1,408	1,468	1,526	1,587	1,645	1,713	1,777	1,853	1,954	2,075	2,194	2,312	2,432	-	-	-	-	-

To Order Select Below

1. Series/Style/Arm	2. Upholstery	3. Caster or Glide	4. Shell Finish	5. Frame Finish	6. Options	7. Upholstery
 <div>VR302</div> <div>Verve Non-Stacking Chair, Four Blade Swivel, Arm</div>	 <div>10 PLASTIC SHELL 20 PLASTIC SHELL, SEAT PAD 25 PLASTIC SHELL, LOOSE SEAT PAD 30 PLASTIC SHELL, UPHOLSTERED LINER 40 FULLY UPHOLSTERED 50 WOOD SHELL 60 WOOD SHELL, SEAT PAD 65 WOOD SHELL, LOOSE SEAT PAD</div>	 <div>Caster</div> <div>C1 HARD, BLACK C2 HARD, MILK WITH LIGHT GRAY TIRE C3 HARD, LIGHT GRAY CS1 SOFT, BLACK +46 CS2 SOFT, MILK WITH LIGHT GRAY TIRE +46 CS3 SOFT, LIGHT GRAY +46</div> <div><div>Glide</div><div>PG PLASTIC GLIDES FG PLASTIC GLIDES WITH FELT PADS</div></div>	 <div>Plastic</div> <div>01 BLACK MATTE 02 MILK 03 LIGHT GRAY 12 DARK GRAY 17 MEADOW GREEN 18 SOFT BLUE 19 SAND 20 DARK SAGE 21 MIDNIGHT BLUE</div> <div><div>Wood</div><div>DZ01 FLAT CUT WALNUT DZ02 RIFT CUT OAK</div></div>	 <div>Powder Coat +71</div> <div>BL BLUE BM BLACK MATTE CP CHAMPAGNE DB DARK BRONZE DG DARK GRAY DP DUSTY PINK DS DARK SAGE LG LIGHT GRAY</div> <div>LL LILAC GRAY LP LIGHT PISTACHIO LR LIPSTICK RED MB MIDNIGHT BLUE MG MEADOW GREEN MK MILK MS METALLIC SILVER NK NICKEL</div> <div><div>Other</div><div>AL POLISHED ALUMINUM</div></div>	 <div>CONTRASTING CT THREAD</div> <div>CT unavailable on Seat Pads (Styles 20 or 60)</div>	 <div>See general information section for details on textile program and COM/COL information.</div>

								COM		COL	Textile Upholstery Grades														Leather Upholstery Grades				
TITLE			SHELL/UPHOLSTERY	SERIES	FRAME	ARM	UPH	DIMENSIONS	YDG	SQFT	COM	A	B	C	D	E	F	G	H	I	J	K	L	M	W	X	Y	E1	E2
Non-Stacking Chair, Four Blade Fixed			Plastic Shell	VR	31	1	10	18.7W x 29D x 33H	-	-	611	-	-	-	-	-	-	-	-	-	-	-	-	-	-	-	-	-	-
			Wood Shell	VR	31	1	50	18.7W x 29D x 33H	-	-	1,439	-	-	-	-	-	-	-	-	-	-	-	-	-	-	-	-	-	-
Non-Stacking Chair, Four Blade Fixed			Plastic Shell, Seat Pad	VR	31	1	20	18.7W x 29D x 33H	0.4	7	799	832	849	867	883	901	922	937	960	989	1,024	1,059	1,092	1,125	975	1,006	1,170	1,207	1,342
			Wood Shell, Seat Pad	VR	31	1	60	18.7W x 29D x 33H	0.4	7	1,628	1,661	1,678	1,696	1,712	1,730	1,751	1,766	1,789	1,818	1,853	1,888	1,921	1,954	1,804	1,835	1,999	2,036	2,171
Non-Stacking Chair, Four Blade Fixed			Plastic Shell, Loose Seat Pad	VR	31	1	25	18.7W x 29D x 33H	0.5	7	842	875	893	908	927	943	963	980	1,003	1,032	1,067	1,101	1,134	1,168	1,017	1,048	1,212	1,249	1,385
			Wood Shell, Loose Seat Pad	VR	31	1	65	18.7W x 29D x 33H	0.5	7	1,670	1,703	1,721	1,736	1,755	1,771	1,791	1,808	1,831	1,860	1,895	1,929	1,962	1,996	1,845	1,876	2,040	2,077	2,213
Non-Stacking Chair, Four Blade Fixed			Plastic Shell, Upholstered Liner	VR	31	1	30	19.6W x 29D x 33.5H	0.8	11	943	1,009	1,042	1,075	1,111	1,145	1,181	1,220	1,263	1,320	1,389	1,457	1,525	1,594	1,230	1,287	1,556	1,617	1,840
Non-Stacking Chair, Four Blade Fixed			Fully Upholstered	VR	31	1	40	19.6W x 29D x 33.5H	1.4	0	1,043	1,158	1,218	1,276	1,337	1,395	1,463	1,527	1,603	1,704	1,825	1,944	2,062	2,182	-	-	-	-	-








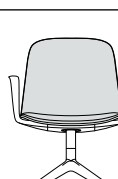

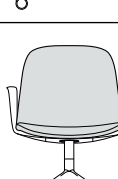
To Order Select Below

1. Series/Style/Arm	2. Upholstery	3. Caster or Glide	4. Shell Finish	5. Frame Finish	6. Options	7. Upholstery
						
VR311	10 PLASTIC SHELL 20 PLASTIC SHELL, SEAT PAD 25 PLASTIC SHELL, LOOSE SEAT PAD 30 PLASTIC SHELL, UPHOLSTERED LINER 40 FULLY UPHOLSTERED 50 WOOD SHELL 60 WOOD SHELL, SEAT PAD 65 WOOD SHELL, LOOSE SEAT PAD	<b>Caster</b> C1 HARD, BLACK C2 HARD, MILK WITH LIGHT GRAY TIRE C3 HARD, LIGHT GRAY CS1 SOFT, BLACK <b>+46</b> CS2 SOFT, MILK WITH LIGHT GRAY TIRE <b>+46</b> CS3 SOFT, LIGHT GRAY <b>+46</b> <b>Glide</b> PG PLASTIC GLIDES FG PLASTIC GLIDES WITH FELT PADS	<b>Plastic</b> 01 BLACK MATTE 02 MILK 03 LIGHT GRAY 12 DARK GRAY 17 MEADOW GREEN 18 SOFT BLUE 19 SAND 20 DARK SAGE 21 MIDNIGHT BLUE <b>Wood</b> DZ01 FLAT CUT WALNUT DZ02 RIFT CUT OAK	<b>Powder Coat +58</b> BL BLUE BM BLACK MATTE CP CHAMPAGNE DB DARK BRONZE DG DARK GRAY DP DUSTY PINK DS DARK SAGE LG LIGHT GRAY LL LILAC GRAY LP LIGHT PISTACHIO LR LIPSTICK RED MB MIDNIGHT BLUE MG MEADOW GREEN MK MILK MS METALLIC SILVER NK NICKEL OC OCHRE PY PALE YELLOW RO RED ORANGE RR RUSTY RED SB SOFT BLUE SD SAND TC TERRACOTTA TP TAUPE <b>Other</b> AL POLISHED ALUMINUM	CONTRASTING THREAD CT unavailable on Seat Pads (Styles 20 or 60)	<b>See general information section for details on textile program and COM/COL information.</b>





NON-STACKING CHAIR: FOUR BLADE FIXED, ARM

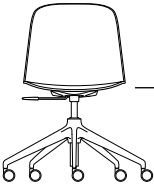

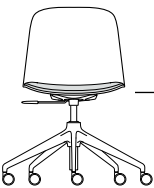

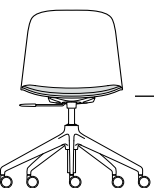

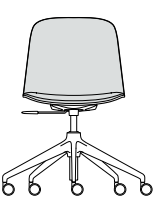

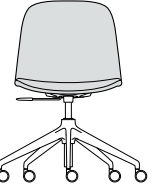

										Textile Upholstery Grades														Leather Upholstery Grades						
										COM	COL																			
TITLE			SHELL/UPHOLSTERY	SERIES	FRAME	ARM	UPH	DIMENSIONS	YDG	SQFT	COM	A	B	C	D	E	F	G	H	I	J	K	L	M	W	X	Y	E1	E2	
<b>Non-Stacking Chair, Four Blade Fixed, Arm</b>			Plastic Shell	VR	31	2	10	23.2W x 29D x 33H	-	-	791	-	-	-	-	-	-	-	-	-	-	-	-	-	-	-	-	-	-	
			Wood Shell	VR	31	2	50	23.2W x 29D x 33H	-	-	1,619	-	-	-	-	-	-	-	-	-	-	-	-	-	-	-	-	-	-	
<b>Non-Stacking Chair, Four Blade Fixed, Arm</b>			Plastic Shell, Seat Pad	VR	31	2	20	23.2W x 29D x 33H	0.4	7	979	1,012	1,029	1,047	1,063	1,081	1,102	1,117	1,140	1,169	1,204	1,239	1,272	1,305	1,155	1,186	1,350	1,387	1,522	
			Wood Shell, Seat Pad	VR	31	2	60	23.2W x 29D x 33H	0.4	7	1,808	1,841	1,858	1,876	1,892	1,910	1,931	1,946	1,969	1,998	2,033	2,068	2,101	2,134	1,984	2,015	2,179	2,216	2,351	
<b>Non-Stacking Chair, Four Blade Fixed, Arm</b>			Plastic Shell, Loose Seat Pad	VR	31	2	25	23.2W x 29D x 33H	0.5	7	1,022	1,055	1,073	1,088	1,107	1,123	1,143	1,160	1,183	1,212	1,247	1,281	1,314	1,348	1,197	1,228	1,392	1,429	1,565	
			Wood Shell, Loose Seat Pad	VR	31	2	65	23.2W x 29D x 33H	0.5	7	1,850	1,883	1,901	1,916	1,935	1,951	1,971	1,988	2,011	2,040	2,075	2,109	2,142	2,176	2,025	2,056	2,220	2,257	2,393	
<b>Non-Stacking Chair, Four Blade Fixed, Arm</b>			Plastic Shell, Upholstered Liner	VR	31	2	30	23.2W x 29D x 33.5H	0.8	11	1,123	1,189	1,222	1,255	1,291	1,325	1,361	1,400	1,443	1,500	1,569	1,637	1,705	1,774	1,410	1,467	1,736	1,797	2,020	
<b>Non-Stacking Chair, Four Blade Fixed, Arm</b>			Fully Upholstered	VR	31	2	40	23.2W x 29D x 33.5H	1.4	0	1,223	1,338	1,398	1,456	1,517	1,575	1,643	1,707	1,783	1,884	2,005	2,124	2,242	2,362	-	-	-	-	-	

### To Order Select Below

1. Series/Style/Arm	2. Upholstery	3. Caster or Glide	4. Shell Finish	5. Frame Finish	6. Options	7. Upholstery
<div><div></div><div></div></div> <div>VR312</div> <div>Verve Non-Stacking Chair, Four Blade Fixed, Arm</div>	<div><div></div><div></div></div> <div><div>10</div><div>PLASTIC SHELL</div></div> <div><div>20</div><div>PLASTIC SHELL, SEAT PAD</div></div> <div><div>25</div><div>PLASTIC SHELL, LOOSE SEAT PAD</div></div> <div><div>30</div><div>PLASTIC SHELL, UPHOLSTERED LINER</div></div> <div><div>40</div><div>FULLY UPHOLSTERED</div></div> <div><div>50</div><div>WOOD SHELL</div></div> <div><div>60</div><div>WOOD SHELL, SEAT PAD</div></div> <div><div>65</div><div>WOOD SHELL, LOOSE SEAT PAD</div></div>	<div><div></div><div></div></div> <div><div>Caster</div><div><div>C1</div><div>HARD, BLACK</div></div><div><div>C2</div><div>HARD, MILK WITH LIGHT GRAY TIRE</div></div><div><div>C3</div><div>HARD, LIGHT GRAY</div></div><div><div>CS1</div><div>SOFT, BLACK</div><div>+46</div></div><div><div>CS2</div><div>SOFT, MILK WITH LIGHT GRAY TIRE</div><div>+46</div></div><div><div>CS3</div><div>SOFT, LIGHT GRAY</div><div>+46</div></div></div> <div><div>Glide</div><div><div>PG</div><div>PLASTIC GLIDES</div></div><div><div>FG</div><div>PLASTIC GLIDES WITH FELT PADS</div></div></div>	<div><div></div><div></div></div> <div><div>Plastic</div><div><div>01</div><div>BLACK MATTE</div></div><div><div>02</div><div>MILK</div></div><div><div>03</div><div>LIGHT GRAY</div></div><div><div>12</div><div>DARK GRAY</div></div><div><div>17</div><div>MEADOW GREEN</div></div><div><div>18</div><div>SOFT BLUE</div></div><div><div>19</div><div>SAND</div></div><div><div>20</div><div>DARK SAGE</div></div><div><div>21</div><div>MIDNIGHT BLUE</div></div></div> <div><div>Wood</div><div><div>DZ01</div><div>FLAT CUT WALNUT</div></div><div><div>DZ02</div><div>RIFT CUT OAK</div></div></div>	<div><div></div><div></div></div> <div><div>Powder Coat +71</div><div><div>BL</div><div>BLUE</div></div><div><div>BM</div><div>BLACK MATTE</div></div><div><div>CP</div><div>CHAMPAGNE</div></div><div><div>DB</div><div>DARK BRONZE</div></div><div><div>DG</div><div>DARK GRAY</div></div><div><div>DP</div><div>DUSTY PINK</div></div><div><div>DS</div><div>DARK SAGE</div></div><div><div>LG</div><div>LIGHT GRAY</div></div></div> <div><div>Other</div><div><div>AL</div><div>POLISHED ALUMINUM</div></div></div> <div><div>LL</div><div>LILAC GRAY</div></div> <div><div>LP</div><div>LIGHT PISTACHIO</div></div> <div><div>LR</div><div>LIPSTICK RED</div></div> <div><div>MB</div><div>MIDNIGHT BLUE</div></div> <div><div>MG</div><div>MEADOW GREEN</div></div> <div><div>MK</div><div>MILK</div></div> <div><div>MS</div><div>METALLIC SILVER</div></div> <div><div>NK</div><div>NICKEL</div></div> <div><div>OC</div><div>OCHRE</div></div> <div><div>PY</div><div>PALE YELLOW</div></div> <div><div>RO</div><div>RED ORANGE</div></div> <div><div>RR</div><div>RUSTY RED</div></div> <div><div>SB</div><div>SOFT BLUE</div></div> <div><div>SD</div><div>SAND</div></div> <div><div>TC</div><div>TERRACOTTA</div></div> <div><div>TP</div><div>TAUPE</div></div>	<div><div></div><div></div></div> <div><div>CONTRASTING THREAD</div><div>CT</div></div> <div>CT unavailable on Seat Pads (Styles 20 or 60)</div>	<div><div></div><div></div></div> <div><div>See <a href="#">general information</a> section for details on textile program and COM/COL information.</div></div>

# Verve

## NON-STACKING CHAIR: FIVE BLADE

								COM	COL	Textile Upholstery Grades														Leather Upholstery Grades				
TITLE	SHELL/UPHOLSTERY		SERIES	FRAME	ARM	UPH	DIMENSIONS	YDG	SQFT	COM	A	B	C	D	E	F	G	H	I	J	K	L	M	W	X	Y	E1	E2
<b>Non-Stacking Chair, Five Blade</b> <div></div>	Plastic Shell		VR	35	1	10	29W x 29D x 30.6 - 35.9H	-	-	682	-	-	-	-	-	-	-	-	-	-	-	-	-	-	-	-	-	-
	Wood Shell		VR	35	1	50	29W x 29D x 30.6 - 35.9H	-	-	1,510	-	-	-	-	-	-	-	-	-	-	-	-	-	-	-	-	-	-
<b>Non-Stacking Chair, Five Blade</b> <div></div>	Plastic Shell, Seat Pad		VR	35	1	20	29W x 29D x 30.6 - 35.9H	0.4	7	870	903	920	938	954	972	993	1,008	1,031	1,060	1,095	1,130	1,163	1,196	1,046	1,077	1,241	1,278	1,413
	Wood Shell, Seat Pad		VR	35	1	60	29W x 29D x 30.6 - 35.9H	0.4	7	1,699	1,732	1,749	1,767	1,783	1,801	1,822	1,837	1,860	1,889	1,924	1,959	1,992	2,025	1,875	1,906	2,070	2,107	2,242
<b>Non-Stacking Chair, Five Blade</b> <div></div>	Plastic Shell, Loose Seat Pad		VR	35	1	25	29W x 29D x 30.6 - 35.9H	0.5	7	913	946	964	979	998	1,014	1,034	1,051	1,074	1,103	1,138	1,172	1,205	1,239	1,088	1,119	1,283	1,320	1,456
	Wood Shell, Loose Seat Pad		VR	35	1	65	29W x 29D x 30.6 - 35.9H	0.5	7	1,741	1,774	1,792	1,807	1,826	1,842	1,862	1,879	1,902	1,931	1,966	2,000	2,033	2,067	1,916	1,947	2,111	2,148	2,284
<b>Non-Stacking Chair, Five Blade</b> <div></div>	Plastic Shell, Upholstered Liner		VR	35	1	30	29W x 29D x 31.1 - 36.4H	0.8	11	1,014	1,080	1,113	1,146	1,182	1,216	1,252	1,291	1,334	1,391	1,460	1,528	1,596	1,665	1,301	1,358	1,627	1,688	1,911
<b>Non-Stacking Chair, Five Blade</b> <div></div>	Fully Upholstered		VR	35	1	40	29W x 29D x 31.1 - 36.4H	1.4	0	1,114	1,229	1,289	1,347	1,408	1,466	1,534	1,598	1,674	1,775	1,896	2,015	2,133	2,253	-	-	-	-	-

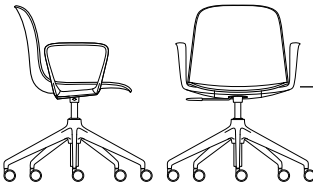
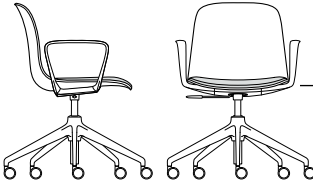
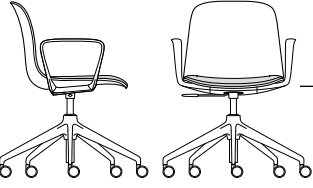
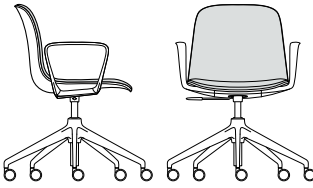

To Order Select Below

1. Series/Style/Arm	2. Upholstery	3. Caster or Glide	4. Shell Finish	5. Frame Finish	6. Options	7. Upholstery
<div></div> <div>VR351</div> <div>Verve Non-Stacking Chair, Five Blade</div>	<div></div> <div>10 PLASTIC SHELL 20 PLASTIC SHELL, SEAT PAD 25 PLASTIC SHELL, LOOSE SEAT PAD 30 PLASTIC SHELL, UPHOLSTERED LINER 40 FULLY UPHOLSTERED 50 WOOD SHELL 60 WOOD SHELL, SEAT PAD 65 WOOD SHELL, LOOSE SEAT PAD</div>	<div> Caster</div> <div>C1 HARD, BLACK C2 HARD, MILK WITH LIGHT GRAY TIRE C3 HARD, LIGHT GRAY CS1 SOFT, BLACK +46 CS2 SOFT, MILK WITH LIGHT GRAY TIRE +46 CS3 SOFT, LIGHT GRAY +46</div> <div> Glide</div> <div>PG PLASTIC GLIDES FG PLASTIC GLIDES WITH FELT PADS</div>	<div> Plastic</div> <div>01 BLACK MATTE 02 MILK 03 LIGHT GRAY 12 DARK GRAY 17 MEADOW GREEN 18 SOFT BLUE 19 SAND 20 DARK SAGE 21 MIDNIGHT BLUE</div> <div> Wood</div> <div>DZ01 FLAT CUT WALNUT DZ02 RIFT CUT OAK</div>	<div> Powder Coat +58</div> <div>BL BLUE BM BLACK MATTE CP CHAMPAGNE DB DARK BRONZE DG DARK GRAY DP DUSTY PINK DS DARK SAGE LG LIGHT GRAY LL LILAC GRAY LP LIGHT PISTACHIO LR LIPSTICK RED MB MIDNIGHT BLUE MG MEADOW GREEN MK MILK MS METALLIC SILVER NK NICKEL OC OCHRE PY PALE YELLOW RO RED ORANGE RR RUSTY RED SB SOFT BLUE SD SAND TC TERRACOTTA TP TAUPE</div> <div> Other</div> <div>AL POLISHED ALUMINUM</div>	<div> CONTRASTING THREAD</div> <div>CT unavailable on Seat Pads (Styles 20 or 60)</div>	<div> See general information section for details on textile program and COM/COL information.</div>

Cylinder and lever handles match caster color selected. On chairs with glides, cylinders and lever handles are black, unless Milk or Light Gray is the selected frame color. Exception: Polished Aluminum frames will ship with chrome cylinders.

# Verve

## NON-STACKING CHAIR: FIVE BLADE, ARM

								COM	COL	Textile Upholstery Grades														Leather Upholstery Grades				
TITLE	SHELL/UPHOLSTERY		SERIES	FRAME	ARM	UPH	DIMENSIONS	YDG	SQFT	COM	A	B	C	D	E	F	G	H	I	J	K	L	M	W	X	Y	E1	E2
<div>Non-Stacking Chair, Five Blade, Arm</div> <div></div>	Plastic Shell		VR	35	2	10	29W x 29D x 30.6 - 35.9H	-	-	862	-	-	-	-	-	-	-	-	-	-	-	-	-	-	-	-	-	-
	Wood Shell		VR	35	2	50	29W x 29D x 30.6 - 35.9H	-	-	1,690	-	-	-	-	-	-	-	-	-	-	-	-	-	-	-	-	-	-
<div>Non-Stacking Chair, Five Blade, Arm</div> <div></div>	Plastic Shell, Seat Pad		VR	35	2	20	29W x 29D x 30.6 - 35.9H	0.4	7	1,050	1,083	1,100	1,118	1,134	1,152	1,173	1,188	1,211	1,240	1,275	1,310	1,343	1,376	1,226	1,257	1,421	1,458	1,593
	Wood Shell, Seat Pad		VR	35	2	60	29W x 29D x 30.6 - 35.9H	0.4	7	1,879	1,912	1,929	1,947	1,963	1,981	2,002	2,017	2,040	2,069	2,104	2,139	2,172	2,205	2,055	2,086	2,250	2,287	2,422
<div>Non-Stacking Chair, Five Blade, Arm</div> <div></div>	Plastic Shell, Loose Seat Pad		VR	35	2	25	29W x 29D x 30.6 - 35.9H	0.5	7	1,093	1,126	1,144	1,159	1,178	1,194	1,214	1,231	1,254	1,283	1,318	1,352	1,385	1,419	1,268	1,299	1,463	1,500	1,636
	Wood Shell, Loose Seat Pad		VR	35	2	65	29W x 29D x 30.6 - 35.9H	0.5	7	1,921	1,954	1,972	1,987	2,006	2,022	2,042	2,059	2,082	2,111	2,146	2,180	2,213	2,247	2,096	2,127	2,291	2,328	2,464
<div>Non-Stacking Chair, Five Blade, Arm</div> <div></div>	Plastic Shell, Upholstered Liner		VR	35	2	30	29W x 29D x 31.1 - 36.4H	0.8	11	1,194	1,260	1,293	1,326	1,362	1,396	1,432	1,471	1,514	1,571	1,640	1,708	1,776	1,845	1,481	1,538	1,807	1,868	2,091
<div>Non-Stacking Chair, Five Blade, Arm</div> <div></div>	Fully Upholstered		VR	35	2	40	29W x 29D x 31.1 - 36.4H	1.4	0	1,294	1,409	1,469	1,527	1,588	1,646	1,714	1,778	1,854	1,955	2,076	2,195	2,313	2,433	-	-	-	-	-











To Order Select Below

1. Series/Style/Arm	2. Upholstery	3. Caster or Glide	4. Shell Finish	5. Frame Finish	6. Options	7. Upholstery
<div><div></div><div>VR352</div><div>Verve Non-Stacking Chair, Five Blade, Arm</div></div>	<div><div></div><div>10 PLASTIC SHELL 20 PLASTIC SHELL, SEAT PAD 25 PLASTIC SHELL, LOOSE SEAT PAD 30 PLASTIC SHELL, UPHOLSTERED LINER 40 FULLY UPHOLSTERED 50 WOOD SHELL 60 WOOD SHELL, SEAT PAD 65 WOOD SHELL, LOOSE SEAT PAD</div></div>	<div><div>Caster<div>C1 HARD, BLACK C2 HARD, MILK WITH LIGHT GRAY TIRE C3 HARD, LIGHT GRAY CS1 SOFT, BLACK +46 CS2 SOFT, MILK WITH LIGHT GRAY TIRE +46 CS3 SOFT, LIGHT GRAY +46</div>Glide<div>PG PLASTIC GLIDES FG PLASTIC GLIDES WITH FELT PADS</div></div></div>	<div><div>Plastic<div>01 BLACK MATTE 02 MILK 03 LIGHT GRAY 12 DARK GRAY 17 MEADOW GREEN 18 SOFT BLUE 19 SAND 20 DARK SAGE 21 MIDNIGHT BLUE</div>Wood<div>DZ01 FLAT CUT WALNUT DZ02 RIFT CUT OAK</div></div></div>	<div><div>Powder Coat +71<div>BL BLUE BM BLACK MATTE CP CHAMPAGNE DB DARK BRONZE DG DARK GRAY DP DUSTY PINK DS DARK SAGE LG LIGHT GRAY LL LILAC GRAY LP LIGHT PISTACHIO LR LIPSTICK RED MB MIDNIGHT BLUE MG MEADOW GREEN MK MILK MS METALLIC SILVER NK NICKEL OC OCHRE PY PALE YELLOW RO RED ORANGE RR RUSTY RED SB SOFT BLUE SD SAND TC TERRACOTTA TP TAUPE</div>Other<div>AL POLISHED ALUMINUM</div></div></div>	<div><div>CONTRASTING THREAD<div>CT unavailable on Seat Pads (Styles 20 or 60)</div></div></div>	<div><div>See general information section for details on textile program and COM/COL information.</div></div>

Cylinder and lever handles match caster color selected. On chairs with glides, cylinders and lever handles are black, unless Milk or Light Gray is the selected frame color. Exception: Polished Aluminum frames will ship with chrome cylinders.

# Verve

## NON-STACKING CHAIR: SLED

									Textile Upholstery Grades															Leather Upholstery Grades					
									COM	COL						COL													
TITLE			SHELL/UPHOLSTERY	SERIES	FRAME	ARM	UPH	DIMENSIONS	YDG	SQFT	COM	A	B	C	D	E	F	G	H	I	J	K	L	M	W	X	Y	E1	E2
Non-Stacking Chair, Sled			Plastic Shell	VR	51	1	10	18.7W x 21.8D x 33.3H	-	-	545	-	-	-	-	-	-	-	-	-	-	-	-	-	-	-	-	-	-
			Wood Shell	VR	51	1	50	18.7W x 21.8D x 33.3H	-	-	1,373	-	-	-	-	-	-	-	-	-	-	-	-	-	-	-	-	-	-
Non-Stacking Chair, Sled			Plastic Shell, Seat Pad	VR	51	1	20	18.7W x 21.8D x 33.3H	0.4	7	733	766	783	801	817	835	856	871	894	923	958	993	1,026	1,059	909	940	1,104	1,141	1,276
			Wood Shell, Seat Pad	VR	51	1	60	18.7W x 21.8D x 33.3H	0.4	7	1,562	1,595	1,612	1,630	1,646	1,664	1,685	1,700	1,723	1,752	1,787	1,822	1,855	1,888	1,738	1,769	1,933	1,970	2,105
Non-Stacking Chair, Sled			Plastic Shell, Loose Seat Pad	VR	51	1	25	18.7W x 21.8D x 33.3H	0.5	7	776	809	827	842	861	877	897	914	937	966	1,001	1,035	1,068	1,102	951	982	1,146	1,183	1,319
			Wood Shell, Loose Seat Pad	VR	51	1	65	18.7W x 21.8D x 33.3H	0.5	7	1,604	1,637	1,655	1,670	1,689	1,705	1,725	1,742	1,765	1,794	1,829	1,863	1,896	1,930	1,779	1,810	1,974	2,011	2,147
Non-Stacking Chair, Sled			Plastic Shell, Upholstered Liner	VR	51	1	30	19.6W x 22.7D x 33.8H	0.8	11	877	943	976	1,009	1,045	1,079	1,115	1,154	1,197	1,254	1,323	1,391	1,459	1,528	1,164	1,221	1,490	1,551	1,774
Non-Stacking Chair, Sled			Fully Upholstered	VR	51	1	40	19.6W x 22.7D x 33.8H	1.4	0	977	1,092	1,152	1,210	1,271	1,329	1,397	1,461	1,537	1,638	1,759	1,878	1,996	2,116	-	-	-	-	-











To Order Select Below

1. Series/Style/Arm	2. Upholstery	3. Glide	4. Shell Finish	5. Frame Finish	6. Options	7. Upholstery
 <div>VR511</div> <div>Verve Non-Stacking Chair, Sled</div>	 <div>10 PLASTIC SHELL</div> <div>20 PLASTIC SHELL, SEAT PAD</div> <div>25 PLASTIC SHELL, LOOSE SEAT PAD</div> <div>30 PLASTIC SHELL, UPHOLSTERED LINER</div> <div>40 FULLY UPHOLSTERED</div> <div>50 WOOD SHELL</div> <div>60 WOOD SHELL, SEAT PAD</div> <div>65 WOOD SHELL, LOOSE SEAT PAD</div>	 <div>Glide</div> <div>PG PLASTIC GLIDES</div> <div>FG PLASTIC GLIDES WITH FELT PADS</div>	 <div>Plastic</div> <div>01 BLACK MATTE</div> <div>02 MILK</div> <div>03 LIGHT GRAY</div> <div>12 DARK GRAY</div> <div>17 MEADOW GREEN</div> <div>18 SOFT BLUE</div> <div>19 SAND</div> <div>20 DARK SAGE</div> <div>21 MIDNIGHT BLUE</div> <div>Wood</div> <div>DZ01 FLAT CUT WALNUT</div> <div>DZ02 RIFT CUT OAK</div>	 <div>Powder Coat</div> <div>BL BLUE</div> <div>BM BLACK MATTE</div> <div>CP CHAMPAGNE</div> <div>DB DARK BRONZE</div> <div>DG DARK GRAY</div> <div>DP DUSTY PINK</div> <div>DS DARK SAGE</div> <div>LG LIGHT GRAY</div> <div>LL LILAC GRAY</div> <div>LP LIGHT PISTACHIO</div> <div>LR LIPSTICK RED</div> <div>MB MIDNIGHT BLUE</div> <div>MG MEADOW GREEN</div> <div>MK MILK</div> <div>MS METALLIC SILVER</div> <div>NK NICKEL</div> <div>OC OCHRE</div> <div>PY PALE YELLOW</div> <div>RO RED ORANGE</div> <div>RR RUSTY RED</div> <div>SB SOFT BLUE</div> <div>SD SAND</div> <div>TC TERRACOTTA</div> <div>TP TAUPE</div> <div>Other</div> <div>CH CHROME</div>	 <div>CONTRASTING THREAD</div> <div>CT unavailable on Seat Pads (Styles 20 or 60)</div>	 <div>See general information section for details on textile program and COM/COL information.</div>



# Verve

## NON-STACKING CHAIR: FOUR LEG STEEL











								COM	COL	Textile Upholstery Grades														Leather Upholstery Grades				
TITLE	SHELL/UPHOLSTERY		SERIES	FRAME	ARM	UPH	DIMENSIONS	YDG	SQFT	COM	A	B	C	D	E	F	G	H	I	J	K	L	M	W	X	Y	E1	E2
<b>Non-Stacking Chair, Four Leg Steel</b> <div></div>	Plastic Shell		VR	11	1	10	18.7W x 21.8D x 33.1H	-	-	545	-	-	-	-	-	-	-	-	-	-	-	-	-	-	-	-	-	-
	Wood Shell		VR	11	1	50	18.7W x 21.8D x 33.1H	-	-	1,373	-	-	-	-	-	-	-	-	-	-	-	-	-	-	-	-	-	-
<b>Non-Stacking Chair, Four Leg Steel</b> <div></div>	Plastic Shell, Seat Pad		VR	11	1	20	18.7W x 21.8D x 33.1H	0.4	7	733	766	783	801	817	835	856	871	894	923	958	993	1,026	1,059	909	940	1,104	1,141	1,276
	Wood Shell, Seat Pad		VR	11	1	60	18.7W x 21.8D x 33.1H	0.4	7	1,562	1,595	1,612	1,630	1,646	1,664	1,685	1,700	1,723	1,752	1,787	1,822	1,855	1,888	1,738	1,769	1,933	1,970	2,105
<b>Non-Stacking Chair, Four Leg Steel</b> <div></div>	Plastic Shell, Loose Seat Pad		VR	11	1	25	18.7W x 21.8D x 33.1H	0.5	7	776	809	827	842	861	877	897	914	937	966	1,001	1,035	1,068	1,102	951	982	1,146	1,183	1,319
	Wood Shell, Loose Seat Pad		VR	11	1	65	18.7W x 21.8D x 33.1H	0.5	7	1,604	1,637	1,655	1,670	1,689	1,705	1,725	1,742	1,765	1,794	1,829	1,863	1,896	1,930	1,779	1,810	1,974	2,011	2,147
<b>Non-Stacking Chair, Four Leg Steel</b> <div></div>	Plastic Shell, Upholstered Liner		VR	11	1	30	19.6W x 22.7D x 33.6H	0.8	11	877	943	976	1,009	1,045	1,079	1,115	1,154	1,197	1,254	1,323	1,391	1,459	1,528	1,164	1,221	1,490	1,551	1,774
<b>Non-Stacking Chair, Four Leg Steel</b> <div></div>	Fully Upholstered		VR	11	1	40	19.6W x 22.7D x 33.6H	1.4	0	977	1,092	1,152	1,210	1,271	1,329	1,397	1,461	1,537	1,638	1,759	1,878	1,996	2,116	-	-	-	-	-

To Order Select Below

1. Series/Style/Arm	2. Upholstery	3. Glide	4. Shell Finish	5. Frame Finish	6. Options	7. Upholstery
<div></div> <div>VR111</div> <div>Verve Non-Stacking Chair, Four Leg Steel</div>	<div></div> <div>10 PLASTIC SHELL 20 PLASTIC SHELL, SEAT PAD 25 PLASTIC SHELL, LOOSE SEAT PAD 30 PLASTIC SHELL, UPHOLSTERED LINER 40 FULLY UPHOLSTERED 50 WOOD SHELL 60 WOOD SHELL, SEAT PAD 65 WOOD SHELL, LOOSE SEAT PAD</div>	<div></div> <div>Glide</div> <div>PG PLASTIC GLIDES FG PLASTIC GLIDES WITH FELT PADS</div>	<div></div> <div>Plastic</div> <div>01 BLACK MATTE 02 MILK 03 LIGHT GRAY 12 DARK GRAY 17 MEADOW GREEN 18 SOFT BLUE 19 SAND 20 DARK SAGE 21 MIDNIGHT BLUE</div> <div></div> <div>Wood</div> <div>DZ01 FLAT CUT WALNUT DZ02 RIFT CUT OAK</div>	<div></div> <div>Powder Coat</div> <div>BL BLUE BM BLACK MATTE CP CHAMPAGNE DB DARK BRONZE DG DARK GRAY DP DUSTY PINK DS DARK SAGE LG LIGHT GRAY</div> <div>LL LILAC GRAY LP LIGHT PISTACHIO LR LIPSTICK RED MB MIDNIGHT BLUE MG MEADOW GREEN MK MILK MS METALLIC SILVER NK NICKEL</div> <div></div> <div>Other</div> <div>CH CHROME</div>	<div></div> <div>CONTRASTING THREAD</div> <div>CT unavailable on Seat Pads (Styles 20 or 60)</div>	<div></div> <div>See general information section for details on textile program and COM/COL information.</div>

# Verve

## NON-STACKING CHAIR: FOUR LEG ALUMINUM

									Textile Upholstery Grades														Leather Upholstery Grades						
									COM	COL				COL															
TITLE			SHELL/UPHOLSTERY	SERIES	FRAME	ARM	UPH	DIMENSIONS	YDG	SQFT	COM	A	B	C	D	E	F	G	H	I	J	K	L	M	W	X	Y	E1	E2
Non-Stacking Chair, Four Leg Aluminum			Plastic Shell	VR	12	1	10	18.7W x 21.8D x 33.1H	-	-	675	-	-	-	-	-	-	-	-	-	-	-	-	-	-	-	-	-	-
			Wood Shell	VR	12	1	50	18.7W x 21.8D x 33.1H	-	-	1,503	-	-	-	-	-	-	-	-	-	-	-	-	-	-	-	-	-	-
Non-Stacking Chair, Four Leg Aluminum			Plastic Shell, Seat Pad	VR	12	1	20	18.7W x 21.8D x 33.1H	0.4	7	863	896	913	931	947	965	986	1,001	1,024	1,053	1,088	1,123	1,156	1,189	1,039	1,070	1,234	1,271	1,406
			Wood Shell, Seat Pad	VR	12	1	60	18.7W x 21.8D x 33.1H	0.4	7	1,692	1,725	1,742	1,760	1,776	1,794	1,815	1,830	1,853	1,882	1,917	1,952	1,985	2,018	1,868	1,899	2,063	2,100	2,235
Non-Stacking Chair, Four Leg Aluminum			Plastic Shell, Loose Seat Pad	VR	12	1	25	18.7W x 21.8D x 33.1H	0.5	7	906	939	957	972	991	1,007	1,027	1,044	1,067	1,096	1,131	1,165	1,198	1,232	1,081	1,112	1,276	1,313	1,449
			Wood Shell, Loose Seat Pad	VR	12	1	65	18.7W x 21.8D x 33.1H	0.5	7	1,734	1,767	1,785	1,800	1,819	1,835	1,855	1,872	1,895	1,924	1,959	1,993	2,026	2,060	1,909	1,940	2,104	2,141	2,277
Non-Stacking Chair, Four Leg Aluminum			Plastic Shell, Upholstered Liner	VR	12	1	30	19.6W x 22.7D x 33.6H	0.8	11	1,007	1,073	1,106	1,139	1,175	1,209	1,245	1,284	1,327	1,384	1,453	1,521	1,589	1,658	1,294	1,351	1,620	1,681	1,904
Non-Stacking Chair, Four Leg Aluminum			Fully Upholstered	VR	12	1	40	19.6W x 22.7D x 33.6H	1.4	0	1,107	1,222	1,282	1,340	1,401	1,459	1,527	1,591	1,667	1,768	1,889	2,008	2,126	2,246	-	-	-	-	-

To Order Select Below

1. Series/Style/Arm

VR121

Verve Non-Stacking Chair, Four Leg Aluminum

2. Upholstery

10 PLASTIC SHELL

20 PLASTIC SHELL, SEAT PAD

25 PLASTIC SHELL, LOOSE SEAT PAD

30 PLASTIC SHELL, UPHOLSTERED LINER

40 FULLY UPHOLSTERED

50 WOOD SHELL

60 WOOD SHELL, SEAT PAD

65 WOOD SHELL, LOOSE SEAT PAD

3. Glide

PG GLIDE

Plastic GLIDES

4. Shell Finish

01 BLACK MATTE

02 MILK

03 LIGHT GRAY

12 DARK GRAY

17 MEADOW GREEN

18 SOFT BLUE

19 SAND

20 DARK SAGE

21 MIDNIGHT BLUE

DZ01 FLAT CUT WALNUT

DZ02 RIFT CUT OAK

5. Frame Finish

BL BLUE

BM BLACK MATTE

CP CHAMPAGNE

DB DARK BRONZE

DG DARK GRAY

DP DUSTY PINK

DS DARK SAGE

LG LIGHT GRAY

LL LILAC GRAY

LP LIGHT PISTACHIO

LR LIPSTICK RED

MB MIDNIGHT BLUE

MG MEADOW GREEN

MK MILK

MS METALLIC SILVER

NK NICKEL

OC OCHRE

PY PALE YELLOW

RO RED ORANGE

RR RUSTY RED

SB SOFT BLUE

SD SAND

TC TERRACOTTA

TP TAUPE

Other

AL POLISHED ALUMINUM

6. Options










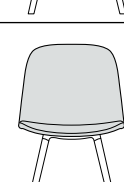
CT CONTRASTING THREAD

CT unavailable on Seat Pads (Styles 20 or 60)

7. Upholstery

See general information section for details on textile program and COM/COL information.

### NON-STACKING CHAIR: FOUR LEG WOOD


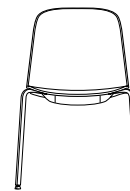

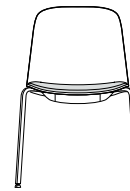



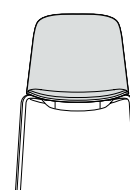

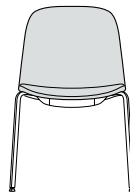
										Textile Upholstery Grades														Leather Upholstery Grades					
										COM	COL																		
TITLE			SHELL/UPHOLSTERY	SERIES	FRAME	ARM	UPH	DIMENSIONS	YDG	SQFT	COM	A	B	C	D	E	F	G	H	I	J	K	L	M	W	X	Y	E1	E2
Non-Stacking Chair, Four Leg Wood			Plastic Shell	VR	13	1	10	18.7W x 21.8D x 32.8H	-	-	889	-	-	-	-	-	-	-	-	-	-	-	-	-	-	-	-	-	-
			Wood Shell	VR	13	1	50	18.7W x 21.8D x 32.8H	-	-	1,717	-	-	-	-	-	-	-	-	-	-	-	-	-	-	-	-	-	-
Non-Stacking Chair, Four Leg Wood			Plastic Shell, Seat Pad	VR	13	1	20	18.7W x 21.8D x 32.8H	0.4	7	1,077	1,110	1,127	1,145	1,161	1,179	1,200	1,215	1,238	1,267	1,302	1,337	1,370	1,403	1,253	1,284	1,448	1,485	1,620
			Wood Shell, Seat Pad	VR	13	1	60	18.7W x 21.8D x 32.8H	0.4	7	1,906	1,939	1,956	1,974	1,990	2,008	2,029	2,044	2,067	2,096	2,131	2,166	2,199	2,232	2,082	2,113	2,277	2,314	2,449
Non-Stacking Chair, Four Leg Wood			Plastic Shell, Loose Seat Pad	VR	13	1	25	18.7W x 21.8D x 32.8H	0.5	7	1,120	1,153	1,171	1,186	1,205	1,221	1,241	1,258	1,281	1,310	1,345	1,379	1,412	1,446	1,295	1,326	1,490	1,527	1,663
			Wood Shell, Loose Seat Pad	VR	13	1	65	18.7W x 21.8D x 32.8H	0.5	7	1,948	1,981	1,999	2,014	2,033	2,049	2,069	2,086	2,109	2,138	2,173	2,207	2,240	2,274	2,123	2,154	2,318	2,355	2,491
Non-Stacking Chair, Four Leg Wood			Plastic Shell, Upholstered Liner	VR	13	1	30	19.6W x 22.7D x 33.3H	0.8	11	1,221	1,287	1,320	1,353	1,389	1,423	1,459	1,498	1,541	1,598	1,667	1,735	1,803	1,872	1,508	1,565	1,834	1,895	2,118
Non-Stacking Chair, Four Leg Wood			Fully Upholstered	VR	13	1	40	19.6W x 22.7D x 33.3H	1.4	0	1,321	1,436	1,496	1,554	1,615	1,673	1,741	1,805	1,881	1,982	2,103	2,222	2,340	2,460	-	-	-	-	-

### To Order Select Below

1. Series/Style/Arm	2. Upholstery	3. Glide	4. Shell Finish	5. Frame Finish	6. Wood Finishes	7 & 8. Options & Upholstery
<div><div></div><div></div></div> <div>VR131</div> <div>Verve Non-Stacking Chair, Four Leg Wood</div>	<div><div></div><div></div></div> <div>10 PLASTIC SHELL 20 PLASTIC SHELL, SEAT PAD 25 PLASTIC SHELL, LOOSE SEAT PAD 30 PLASTIC SHELL, UPHOLSTERED LINER 40 FULLY UPHOLSTERED 50 WOOD SHELL 60 WOOD SHELL, SEAT PAD 65 WOOD SHELL, LOOSE SEAT PAD</div>	<div><div></div><div></div></div> <div>Glide PG PLASTIC GLIDES FG PLASTIC GLIDES WITH FELT PADS</div>	<div><div></div><div></div></div> <div>Plastic 01 BLACK MATTE 02 MILK 03 LIGHT GRAY 12 DARK GRAY 17 MEADOW GREEN 18 SOFT BLUE 19 SAND 20 DARK SAGE 21 MIDNIGHT BLUE</div> <div><div></div><div></div></div> <div>Wood DZ01 FLAT CUT WALNUT DZ02 RIFT CUT OAK</div>	<div><div></div><div></div></div> <div>Powder Coat BL BLUE BM BLACK MATTE CP CHAMPAGNE DB DARK BRONZE DG DARK GRAY DP DUSTY PINK DS DARK SAGE LG LIGHT GRAY  <div><div></div><div></div></div><div>Other AL POLISHED ALUMINUM</div></div> <div>LL LILAC GRAY LP LIGHT PISTACHIO LR LIPSTICK RED MB MIDNIGHT BLUE MG MEADOW GREEN MK MILK MS METALLIC SILVER NK NICKEL OC OCHRE PY PALE YELLOW RO RED ORANGE RR RUSTY RED SB SOFT BLUE SD SAND TC TERRACOTTA TP TAUPE</div>	<div><div></div><div></div></div> <div>Leg Finishes 81 WHITE OAK 83 NATURAL MAPLE 85 WALNUT +74 87 OPAQUE BLACK +74</div>	<div><div></div><div></div></div> <div>Contrasting Thread CT CONTRASTING THREAD CT unavailable on Seat Pads (Styles 20 or 60)</div> <div>See general information section for details on textile program and COM/COL information.</div>

# Verve

## STACKING CHAIR: FOUR LEG STEEL

									Textile Upholstery Grades															Leather Upholstery Grades					
									COM	COL						COL													
TITLE			SHELL/UPHOLSTERY	SERIES	FRAME	ARM	UPH	DIMENSIONS	YDG	SQFT	COM	A	B	C	D	E	F	G	H	I	J	K	L	M	W	X	Y	E1	E2
Stacking Chair, Four Leg Steel			Plastic Shell	VR	10	1	10	18.7W x 21.8D x 33.1H	-	-	500	-	-	-	-	-	-	-	-	-	-	-	-	-	-	-	-	-	-
			Wood Shell	VR	10	1	50	18.7W x 21.8D x 33.1H	-	-	1,328	-	-	-	-	-	-	-	-	-	-	-	-	-	-	-	-	-	-
Stacking Chair, Four Leg Steel			Plastic Shell, Seat Pad	VR	10	1	20	18.7W x 21.8D x 33.1H	0.4	7	688	721	738	756	772	790	811	826	849	878	913	948	981	1,014	864	895	1,059	1,096	1,231
			Wood Shell, Seat Pad	VR	10	1	60	18.7W x 21.8D x 33.1H	0.4	7	1,517	1,550	1,567	1,585	1,601	1,619	1,640	1,655	1,678	1,707	1,742	1,777	1,810	1,843	1,693	1,724	1,888	1,925	2,060
Stacking Chair, Four Leg Steel			Plastic Shell, Loose Seat Pad	VR	10	1	25	18.7W x 21.8D x 33.1H	0.5	7	731	764	782	797	816	832	852	869	892	921	956	990	1,023	1,057	906	937	1,101	1,138	1,274
			Wood Shell, Loose Seat Pad	VR	10	1	65	18.7W x 21.8D x 33.1H	0.5	7	1,559	1,592	1,610	1,625	1,644	1,660	1,680	1,697	1,720	1,749	1,784	1,818	1,851	1,885	1,734	1,765	1,929	1,966	2,102
Stacking Chair, Four Leg Steel			Plastic Shell, Upholstered Liner	VR	10	1	30	19.6W x 22.7D x 33.6H	0.8	11	832	898	931	964	1,000	1,034	1,070	1,109	1,152	1,209	1,278	1,346	1,414	1,483	1,119	1,176	1,445	1,506	1,729
Stacking Chair, Four Leg Steel			Fully Upholstered	VR	10	1	40	19.6W x 22.7D x 33.6H	1.4	0	932	1,047	1,107	1,165	1,226	1,284	1,352	1,416	1,492	1,593	1,714	1,833	1,951	2,071	-	-	-	-	-


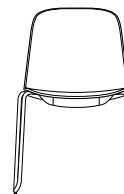

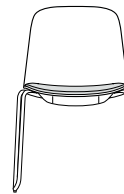

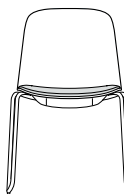

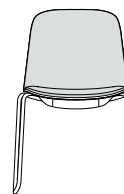

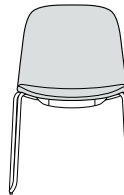
To Order Select Below

1. Series/Style/Arm	2. Upholstery	3. Glide	4. Shell Finish	5. Frame Finish	6. Options	7. Upholstery
<div><div></div><div></div></div> <div><div>VR101</div><div></div><div>Verve Stacking Chair, Four Leg Steel</div><div>Stacking on Floor: 8 high - Verve Plastic 5 high - Verve Wood 5 high - Verve Wood w/ Uph.</div><div>Stacking on Dolly: 14 high - Verve Plastic 14 high - Verve Wood 10 high - Verve Wood w/ Uph.</div></div>	<div><div></div><div></div></div> <div><div>10 PLASTIC SHELL</div><div>20 PLASTIC SHELL, SEAT PAD</div><div>25 PLASTIC SHELL, LOOSE SEAT PAD</div><div>30 PLASTIC SHELL, UPHOLSTERED LINER</div><div>40 FULLY UPHOLSTERED</div><div>50 WOOD SHELL</div><div>60 WOOD SHELL, SEAT PAD</div><div>65 WOOD SHELL, LOOSE SEAT PAD</div></div>	<div><div></div><div></div></div> <div><div>Glide</div><div>PG PLASTIC GLIDES</div><div>FG PLASTIC GLIDES WITH FELT PADS</div></div>	<div><div></div><div></div></div> <div><div>Plastic</div><div>01 BLACK MATTE</div><div>02 MILK</div><div>03 LIGHT GRAY</div><div>12 DARK GRAY</div><div>17 MEADOW GREEN</div><div>18 SOFT BLUE</div><div>19 SAND</div><div>20 DARK SAGE</div><div>21 MIDNIGHT BLUE</div></div> <div><div></div><div></div></div> <div><div>Wood</div><div>DZ01 FLAT CUT WALNUT</div><div>DZ02 RIFT CUT OAK</div></div>	<div><div></div><div></div></div> <div><div>Powder Coat</div><div>BL BLUE</div><div>BM BLACK MATTE</div><div>CP CHAMPAGNE</div><div>DB DARK BRONZE</div><div>DG DARK GRAY</div><div>DP DUSTY PINK</div><div>DS DARK SAGE</div><div>LG LIGHT GRAY</div></div> <div><div></div><div></div></div> <div><div>Other</div><div>CH CHROME</div></div> <div>Stylex will not warrant painted frames against damage caused by stacking. Only use dollies with chrome frames. We will not warrant powder coated Verve frames used on dollies against damage to the finish.</div>	<div><div></div><div></div></div> <div><div>CT CONTRASTING THREAD</div><div>CT unavailable on Seat Pads (Styles 20 or 60)</div></div> <div><div></div><div></div></div> <div><div>Accessories</div><div>VRTD2 VERVE TRANSPORT DOLLY FOR FOUR LEG FRAME PLASTIC OR WOOD SHELL</div><div>VRTD4 VERVE TRANSPORT DOLLY FOR FOUR LEG FRAME PLASTIC OR WOOD SHELL WITH UPHOLSTERY</div></div> <div><div>+1,307</div><div>+1,307</div></div>	<div><div></div><div></div></div> <div><div>See general information section for details on textile program and COM/CO information.</div></div>



# Verve

## STACKING CHAIR: SLED


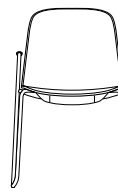

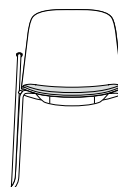

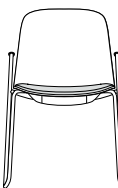

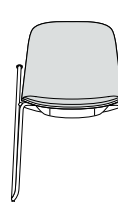

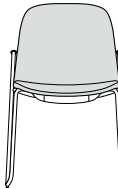
									Textile Upholstery Grades														Leather Upholstery Grades						
									COM	COL					COL														
TITLE			SHELL/UPHOLSTERY	SERIES	FRAME	ARM	UPH	DIMENSIONS	YDG	SQFT	COM	A	B	C	D	E	F	G	H	I	J	K	L	M	W	X	Y	E1	E2
Stacking Chair, Sled			Plastic Shell	VR	50	1	10	18.7W x 21.8D x 33.1H	-	-	486	-	-	-	-	-	-	-	-	-	-	-	-	-	-	-	-	-	-
			Wood Shell	VR	50	1	50	18.7W x 21.8D x 33.1H	-	-	1,314	-	-	-	-	-	-	-	-	-	-	-	-	-	-	-	-	-	-
Stacking Chair, Sled			Plastic Shell, Seat Pad	VR	50	1	20	18.7W x 21.8D x 33.1H	0.4	7	674	707	724	742	758	776	797	812	835	864	899	934	967	1,000	850	881	1,045	1,082	1,217
			Wood Shell, Seat Pad	VR	50	1	60	18.7W x 21.8D x 33.1H	0.4	7	1,503	1,536	1,553	1,571	1,587	1,605	1,626	1,641	1,664	1,693	1,728	1,763	1,796	1,829	1,679	1,710	1,874	1,911	2,046
Stacking Chair, Sled			Plastic Shell, Loose Seat Pad	VR	50	1	25	18.7W x 21.8D x 33.1H	0.5	7	717	750	768	783	802	818	838	855	878	907	942	976	1,009	1,043	892	923	1,087	1,124	1,260
			Wood Shell, Loose Seat Pad	VR	50	1	65	18.7W x 21.8D x 33.1H	0.5	7	1,545	1,578	1,596	1,611	1,630	1,646	1,666	1,683	1,706	1,735	1,770	1,804	1,837	1,871	1,720	1,751	1,915	1,952	2,088
Stacking Chair, Sled			Plastic Shell, Upholstered Liner	VR	50	1	30	19.6W x 22.7D x 33.6H	0.8	11	818	884	917	950	986	1,020	1,056	1,095	1,138	1,195	1,264	1,332	1,400	1,469	1,105	1,162	1,431	1,492	1,715
Stacking Chair, Sled			Fully Upholstered	VR	50	1	40	19.6W x 22.7D x 33.6H	1.4	0	918	1,033	1,093	1,151	1,212	1,270	1,338	1,402	1,478	1,579	1,700	1,819	1,937	2,057	-	-	-	-	-

To Order Select Below

1. Series/Style/Arm	2. Upholstery	3. Glide	4. Shell Finish	5. Frame Finish	6. Options	7. Upholstery		
<div><div></div><div></div></div> <div>VR501</div> <div>Verve Stacking Chair, Sled</div> <div>Stacking on Floor: 8 high - Verve Plastic 5 high - Verve Wood 5 high - Verve Wood w/ Uph.</div> <div>Stacking on Dolly: 14 high - Verve Plastic 14 high - Verve Wood 10 high - Verve Wood w/ Uph.</div>	<div><div></div><div></div></div> <div>10 PLASTIC SHELL</div> <div>20 PLASTIC SHELL, SEAT PAD</div> <div>25 PLASTIC SHELL, LOOSE SEAT PAD</div> <div>30 PLASTIC SHELL, UPHOLSTERED LINER</div> <div>40 FULLY UPHOLSTERED</div> <div>50 WOOD SHELL</div> <div>60 WOOD SHELL, SEAT PAD</div> <div>65 WOOD SHELL, LOOSE SEAT PAD</div>	<div><div></div><div></div></div> <div>Glide</div> <div>PG PLASTIC GLIDES</div> <div>FG PLASTIC GLIDES WITH FELT PADS</div>	<div><div></div><div></div></div> <div>Plastic</div> <div>01 BLACK MATTE</div> <div>02 MILK</div> <div>03 LIGHT GRAY</div> <div>12 DARK GRAY</div> <div>17 MEADOW GREEN</div> <div>18 SOFT BLUE</div> <div>19 SAND</div> <div>20 DARK SAGE</div> <div>21 MIDNIGHT BLUE</div>	<div><div></div><div></div></div> <div>Wood</div> <div>DZ01 FLAT CUT WALNUT</div> <div>DZ02 RIFT CUT OAK</div>	<div><div></div><div></div></div> <div>Powder Coat</div> <div>BL BLUE</div> <div>BM BLACK MATTE</div> <div>CP CHAMPAGNE</div> <div>DB DARK BRONZE</div> <div>DG DARK GRAY</div> <div>DP DUSTY PINK</div> <div>DS DARK SAGE</div> <div>LG LIGHT GRAY</div>	<div><div></div><div></div></div> <div>Other</div> <div>CH CHROME</div> <div>Stylex will not warrant painted frames against damage caused by stacking. Only use dollies with chrome frames. We will not warrant powder coated Verve frames used on dollies against</div>	<div><div></div><div></div></div> <div>Accessories</div> <div>CT CONTRASTING THREAD</div> <div>G ARMLESS GANGING BRACKET +26</div> <div>CT unavailable on Seat Pads (Styles 20 or 60)</div> <div>VERVE TRANSPORT DOLLY FOR SLED ARMLESS PLASTIC OR WOOD SHELL WITH UPHOLSTERY +1,307</div> <div>VRTD2 VERVE TRANSPORT DOLLY FOR SLED ARMLESS PLASTIC OR</div>	<div><div></div><div></div></div> <div>See general information section for details on textile program and COM/CO information.</div>

Stylex will not warrant painted frames against damage caused by stacking. Only use dollies with chrome frames. We will not warrant powder coated Verve frames used on dollies against damage to the finish.



									Textile Upholstery Grades														Leather Upholstery Grades						
									COM	COL					COL														
TITLE			SHELL/UPHOLSTERY	SERIES	FRAME	ARM	UPH	DIMENSIONS	YDG	SQFT	COM	A	B	C	D	E	F	G	H	I	J	K	L	M	W	X	Y	E1	E2
Stacking Chair, Sled, Arm			Plastic Shell	VR	50	2	10	20.2W x 21.8D x 33.1H	-	-	514	-	-	-	-	-	-	-	-	-	-	-	-	-	-	-	-	-	-
			Wood Shell	VR	50	2	50	20.2W x 21.8D x 33.1H	-	-	1,342	-	-	-	-	-	-	-	-	-	-	-	-	-	-	-	-	-	-
Stacking Chair, Sled, Arm			Plastic Shell, Seat Pad	VR	50	2	20	20.2W x 21.8D x 33.1H	0.4	7	702	735	752	770	786	804	825	840	863	892	927	962	995	1,028	878	909	1,073	1,110	1,245
			Wood Shell, Seat Pad	VR	50	2	60	20.2W x 21.8D x 33.1H	0.4	7	1,531	1,564	1,581	1,599	1,615	1,633	1,654	1,669	1,692	1,721	1,756	1,791	1,824	1,857	1,707	1,738	1,902	1,939	2,074
Stacking Chair, Sled, Arm			Plastic Shell, Loose Seat Pad	VR	50	2	25	20.2W x 21.8D x 33.1H	0.5	7	745	778	796	811	830	846	866	883	906	935	970	1,004	1,037	1,071	920	951	1,115	1,152	1,288
			Wood Shell, Loose Seat Pad	VR	50	2	65	20.2W x 21.8D x 33.1H	0.5	7	1,573	1,606	1,624	1,639	1,658	1,674	1,694	1,711	1,734	1,763	1,798	1,832	1,865	1,899	1,748	1,779	1,943	1,980	2,116
Stacking Chair, Sled, Arm			Plastic Shell, Upholstered Liner	VR	50	2	30	20.2W x 22.7D x 33.6H	0.8	11	846	912	945	978	1,014	1,048	1,084	1,123	1,166	1,223	1,292	1,360	1,428	1,497	1,133	1,190	1,459	1,520	1,743
Stacking Chair, Sled, Arm			Fully Upholstered	VR	50	2	40	20.2W x 22.7D x 33.6H	1.4	0	946	1,061	1,121	1,179	1,240	1,298	1,366	1,430	1,506	1,607	1,728	1,847	1,965	2,085	-	-	-	-	-

To Order Select Below

1. Series/Style/Arm

VR502

Stacking on Floor:  
8 high - Verve Plastic  
5 high - Verve Wood  
5 high - Verve Wood w/ Uph.

Stacking on Dolly:  
14 high - Verve Plastic  
14 high - Verve Wood  
10 high - Verve Wood w/ Uph.

2. Upholstery

10

20

25

30

40

50

60

65

PLASTIC SHELL

PLASTIC SHELL, SEAT PAD

PLASTIC SHELL, LOOSE SEAT PAD

PLASTIC SHELL, UPHOLSTERED LINER

FULLY UPHOLSTERED

WOOD SHELL

WOOD SHELL, SEAT PAD

WOOD SHELL, LOOSE SEAT PAD

3. Glide

PG

FG

PLASTIC GLIDES

PLASTIC GLIDES WITH FELT PADS

4. Shell Finish

01

02

03

12

17

18

19

20

21

BLACK MATTE

MILK

LIGHT GRAY

DARK GRAY

MEADOW GREEN

SOFT BLUE

SAND

DARK SAGE

MIDNIGHT BLUE

DZ01

DZ02

FLAT CUT WALNUT

RIFT CUT OAK

5. Frame Finish

BL

BM

CP

DB

DG

DP

DS

LG

BLUE

BLACK MATTE

CHAMPAGNE

DARK BRONZE

DARK GRAY

DUSTY PINK

DARK SAGE

LIGHT GRAY

LL

LP

LR

MB

MG

MK

MS

NK

LILAC GRAY

LIGHT PISTACHIO

LIPSTICK RED

MIDNIGHT BLUE

MEADOW GREEN

MILK

METALLIC SILVER

NICKEL

OC

PY

RO

RR

SB

SD

TC

TP

OCHRE

PALE YELLOW

RED ORANGE

RUSTY RED

SOFT BLUE

SAND

TERRACOTTA

TAUPE

Other

CH

CHROME

Stylex will not warrant painted frames against damage caused by stacking. Only use dollies with chrome frames. We will not warrant powder coated Verve frames used on dollies against damage to the finish.

6. Options

CT

CONTRASTING THREAD

CT unavailable on Seat Pads (Styles 20 or 60)

Accessories

VERVE TRANSPORT DOLLY FOR SLED WITH ARM

VRTD1

+1,307






7. Upholstery

See general information section for details on textile program and COM/COL information.

24

# Verve

## STOOL: BAR FOUR LEG

								COM	COL	Textile Upholstery Grades														Leather Upholstery Grades					
			SHELL/UPHOLSTERY	SERIES	FRAME	ARM	UPH	DIMENSIONS	YDG	SQFT	COM	A	B	C	D	E	F	G	H	I	J	K	L	M	W	X	Y	E1	E2
Stool, Four Leg Bar		Plastic Shell	VR	70	1	10	18.7W x 21.9D x 45.7H	-	-	768	-	-	-	-	-	-	-	-	-	-	-	-	-	-	-	-	-	-	-
		Wood Shell	VR	70	1	50	18.7W x 21.9D x 45.7H	-	-	1,596	-	-	-	-	-	-	-	-	-	-	-	-	-	-	-	-	-	-	-
Stool, Four Leg Bar		Plastic Shell, Seat Pad	VR	70	1	20	18.7W x 21.9D x 45.7H	0.4	7	956	989	1,006	1,024	1,040	1,058	1,079	1,094	1,117	1,146	1,181	1,216	1,249	1,282	1,132	1,163	1,327	1,364	1,499	
		Wood Shell, Seat Pad	VR	70	1	60	18.7W x 21.9D x 45.7H	0.4	7	1,785	1,818	1,835	1,853	1,869	1,887	1,908	1,923	1,946	1,975	2,010	2,045	2,078	2,111	1,961	1,992	2,156	2,193	2,328	
Stool, Four Leg Bar		Plastic Shell, Loose Seat Pad	VR	70	1	25	18.7W x 21.9D x 45.7H	0.5	7	999	1,032	1,050	1,065	1,084	1,100	1,120	1,137	1,160	1,189	1,224	1,258	1,291	1,325	1,174	1,205	1,369	1,406	1,542	
		Wood Shell, Loose Seat Pad	VR	70	1	65	18.7W x 21.9D x 45.7H	0.5	7	1,827	1,860	1,878	1,893	1,912	1,928	1,948	1,965	1,988	2,017	2,052	2,086	2,119	2,153	2,002	2,033	2,197	2,234	2,370	
Stool, Four Leg Bar		Plastic Shell, Upholstered Liner	VR	70	1	30	19.6W x 22.8D x 46.2H	0.8	11	1,100	1,166	1,199	1,232	1,268	1,302	1,338	1,377	1,420	1,477	1,546	1,614	1,682	1,751	1,387	1,444	1,713	1,774	1,997	
Stool, Four Leg Bar		Fully Upholstered	VR	70	1	40	19.6W x 22.8D x 46.2H	1.4	0	1,200	1,315	1,375	1,433	1,494	1,552	1,620	1,684	1,760	1,861	1,982	2,101	2,219	2,339	-	-	-	-	-	

To Order Select Below

1. Series/Style/Arm	2. Upholstery	3. Glide	4. Shell Finish	5. Frame Finish	6. Options	7. Upholstery
<div><div></div><div></div></div> <div>VR701</div> <div>Verve Stool Four Leg Bar</div>	<div><div></div><div></div></div> <div>10 PLASTIC SHELL</div> <div>20 PLASTIC SHELL, SEAT PAD</div> <div>25 PLASTIC SHELL, LOOSE SEAT PAD</div> <div>30 PLASTIC SHELL, UPHOLSTERED LINER</div> <div>40 FULLY UPHOLSTERED</div> <div>50 WOOD SHELL</div> <div>60 WOOD SHELL, SEAT PAD</div> <div>65 WOOD SHELL, LOOSE SEAT PAD</div>	<div><div></div><div></div></div> <div>Glide</div> <div>PG PLASTIC GLIDES</div> <div>FG PLASTIC GLIDES WITH FELT PADS</div>	<div><div></div><div></div></div> <div>Plastic</div> <div>01 BLACK MATTE</div> <div>02 MILK</div> <div>03 LIGHT GRAY</div> <div>12 DARK GRAY</div> <div>17 MEADOW GREEN</div> <div>18 SOFT BLUE</div> <div>19 SAND</div> <div>20 DARK SAGE</div> <div>21 MIDNIGHT BLUE</div> <div>Wood</div> <div>DZ01 FLAT CUT WALNUT</div> <div>DZ02 RIFT CUT OAK</div>	<div><div></div><div></div></div> <div>Powder Coat</div> <div>BL BLUE</div> <div>BM BLACK MATTE</div> <div>CP CHAMPAGNE</div> <div>DB DARK BRONZE</div> <div>DG DARK GRAY</div> <div>DP DUSTY PINK</div> <div>DS DARK SAGE</div> <div>LG LIGHT GRAY</div> <div>Other</div> <div>CH CHROME</div> <div>+86</div> <div>LL LILAC GRAY</div> <div>LP LIGHT PISTACHIO</div> <div>LR LIPSTICK RED</div> <div>MB MIDNIGHT BLUE</div> <div>MG MEADOW GREEN</div> <div>MK MILK</div> <div>MS METALLIC SILVER</div> <div>NK NICKEL</div> <div>OC OCHRE</div> <div>PY PALE YELLOW</div> <div>RO RED ORANGE</div> <div>RR RUSTY RED</div> <div>SB SOFT BLUE</div> <div>SD SAND</div> <div>TC TERRACOTTA</div> <div>TP TAUPE</div>	<div><div></div><div></div></div> <div>CONTRASTING CT THREAD</div> <div>CT unavailable on Seat Pads (Styles 20 or 60)</div>	<div><div></div><div></div></div> <div>See general information section for details on textile progra and COM/CO information.</div>

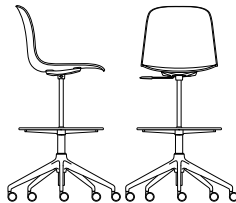


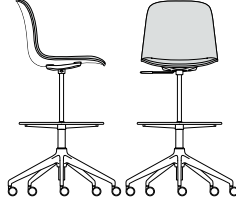
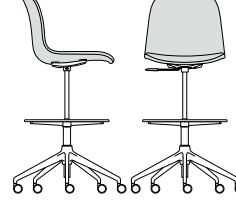
STOOL: COUNTER FOUR LEG

**To Order Select Below**

1. Series/Style/Arm	2. Upholstery	3. Glide	4. Shell Finish	5. Frame Finish	6. Options	7. Upholstery
<div><div></div><div></div></div> <div>VR901</div> <div>Verve Stool Four Leg Counter</div>	<div><div></div><div></div></div> <div>10 PLASTIC SHELL</div> <div>20 PLASTIC SHELL, SEAT PAD</div> <div>25 PLASTIC SHELL, LOOSE SEAT PAD</div> <div>30 PLASTIC SHELL, UPHOLSTERED LINER</div> <div>40 FULLY UPHOLSTERED</div> <div>50 WOOD SHELL</div> <div>60 WOOD SHELL, SEAT PAD</div> <div>65 WOOD SHELL, LOOSE SEAT PAD</div>	<div><div></div><div></div></div> <div>Glide</div> <div>PG PLASTIC GLIDES</div> <div>FG PLASTIC GLIDES WITH FELT PADS</div>	<div><div></div><div></div></div> <div>Plastic</div> <div>01 BLACK MATTE</div> <div>02 MILK</div> <div>03 LIGHT GRAY</div> <div>12 DARK GRAY</div> <div>17 MEADOW GREEN</div> <div>18 SOFT BLUE</div> <div>19 SAND</div> <div>20 DARK SAGE</div> <div>21 MIDNIGHT BLUE</div> <div>Wood</div> <div>DZ01 FLAT CUT WALNUT</div> <div>DZ02 RIFT CUT OAK</div>	<div><div></div><div></div></div> <div>Powder Coat</div> <div>BL BLUE</div> <div>BM BLACK MATTE</div> <div>CP CHAMPAGNE</div> <div>DB DARK BRONZE</div> <div>DG DARK GRAY</div> <div>DP DUSTY PINK</div> <div>DS DARK SAGE</div> <div>LG LIGHT GRAY</div> <div>LL LILAC GRAY</div> <div>LP LIGHT PISTACHIO</div> <div>LR LIPSTICK RED</div> <div>MB MIDNIGHT BLUE</div> <div>MG MEADOW GREEN</div> <div>MK MILK</div> <div>MS METALLIC SILVER</div> <div>NK NICKEL</div> <div>OC OCHRE</div> <div>PY PALE YELLOW</div> <div>RO RED ORANGE</div> <div>RR RUSTY RED</div> <div>SB SOFT BLUE</div> <div>SD SAND</div> <div>TC TERRACOTTA</div> <div>TP TAUPE</div> <div>Other</div> <div>CH CHROME</div> <div>+86</div>	<div><div></div><div></div></div> <div>CONTRASTING CT THREAD</div> <div>CT unavailable on Seat Pads (Styles 20 or 60)</div>	<div><div></div><div></div></div> <div>See general information section for details on textile progra and COM/CO information.</div>

# Verve

## STOOL: BAR FIVE BLADE



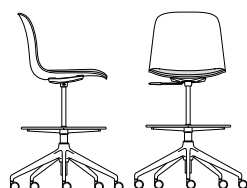


								COM		COL	Textile Upholstery Grades													Leather Upholstery Grades				
TITLE		SHELL/UPHOLSTERY	SERIES	FRAME	ARM	UPH	DIMENSIONS	YDG	SQFT	COM	A	B	C	D	E	F	G	H	I	J	K	L	M	W	X	Y	E1	E2
Stool, Five Blade Bar		Plastic Shell	VR	35	1	10	29W x 29D x 38.5 -48.5H	-	-	847	-	-	-	-	-	-	-	-	-	-	-	-	-	-	-	-	-	-
		Wood Shell	VR	35	1	50	29W x 29D x 38.5 -48.5H	-	-	1,675	-	-	-	-	-	-	-	-	-	-	-	-	-	-	-	-	-	-
Stool, Five Blade Bar		Plastic Shell, Seat Pad	VR	35	1	20	29W x 29D x 38.5 -48.5H	0.4	7	1,035	1,068	1,085	1,103	1,119	1,137	1,158	1,173	1,196	1,225	1,260	1,295	1,328	1,361	1,211	1,242	1,406	1,443	1,578
		Wood Shell, Seat Pad	VR	35	1	60	29W x 29D x 38.5 -48.5H	0.4	7	1,864	1,897	1,914	1,932	1,948	1,966	1,987	2,002	2,025	2,054	2,089	2,124	2,157	2,190	2,040	2,071	2,235	2,272	2,407
Stool, Five Blade Bar		Plastic Shell, Loose Seat Pad	VR	35	1	25	29W x 29D x 38.5 -48.5H	0.5	7	1,078	1,111	1,129	1,144	1,163	1,179	1,199	1,216	1,239	1,268	1,303	1,337	1,370	1,404	1,253	1,284	1,448	1,485	1,621
		Wood Shell, Loose Seat Pad	VR	35	1	65	29W x 29D x 38.5 -48.5H	0.5	7	1,906	1,939	1,957	1,972	1,991	2,007	2,027	2,044	2,067	2,096	2,131	2,165	2,198	2,232	2,081	2,112	2,276	2,313	2,449
Stool, Five Blade Bar		Plastic Shell, Upholstered Liner	VR	35	1	30	29W x 29D x 39.5 -49.0H	0.8	11	1,179	1,245	1,278	1,311	1,347	1,381	1,417	1,456	1,499	1,556	1,625	1,693	1,761	1,830	1,466	1,523	1,792	1,853	2,076
Stool, Five Blade Bar		Fully Upholstered	VR	35	1	40	29W x 29D x 39.5 -49.0H	1.4	0	1,279	1,394	1,454	1,512	1,573	1,631	1,699	1,763	1,839	1,940	2,061	2,180	2,298	2,418	-	-	-	-	-

To Order Select Below

1. Series/Style/Arm	2. Upholstery	3. Height	4. Caster or Glide	5. Shell Finish	6. Frame Finish	7. Options	8. Upholstery
 <div>VR351</div> <div>Verve Stool Five Blade Bar</div>	 <div>10 PLASTIC SHELL</div> <div>20 PLASTIC SHELL, SEAT PAD</div> <div>25 PLASTIC SHELL, LOOSE SEAT PAD</div> <div>30 PLASTIC SHELL, UPHOLSTERED LINER</div> <div>40 FULLY UPHOLSTERED</div> <div>50 WOOD SHELL</div> <div>60 WOOD SHELL, SEAT PAD</div> <div>65 WOOD SHELL, LOOSE SEAT PAD</div>	 <div>BAR H HEIGHT</div>	 <div>Caster</div> <div>C1 HARD, BLACK</div> <div>C2 HARD, MILK WITH LIGHT GRAY TIRE</div> <div>C3 HARD, LIGHT GRAY</div> <div>CS1 SOFT, BLACK +46</div> <div>CS2 SOFT, MILK WITH LIGHT GRAY TIRE +46</div> <div>CS3 SOFT, LIGHT GRAY +46</div> <div><div>Glide</div><div>PG PLASTIC GLIDES</div><div>FG PLASTIC GLIDES WITH FELT PADS</div></div>	 <div>Plastic</div> <div>01 BLACK MATTE</div> <div>02 MILK</div> <div>03 LIGHT GRAY</div> <div>12 DARK GRAY</div> <div>17 MEADOW GREEN</div> <div>18 SOFT BLUE</div> <div>19 SAND</div> <div>20 DARK SAGE</div> <div>21 MIDNIGHT BLUE</div> <div><div>Wood</div><div>DZ01 FLAT CUT WALNUT</div><div>DZ02 RIFT CUT OAK</div></div>	 <div>Powder Coat +58</div> <div>BL BLUE</div> <div>BM BLACK MATTE</div> <div>CP CHAMPAGNE</div> <div>DB DARK BRONZE</div> <div>DG DARK GRAY</div> <div>DP DUSTY PINK</div> <div>DS DARK SAGE</div> <div>LG LIGHT GRAY</div> <div>LL LILAC GRAY</div> <div>LP LIGHT PISTACHIO</div> <div>LR LIPSTICK RED</div> <div>MB MIDNIGHT BLUE</div> <div>MG MEADOW GREEN</div> <div>MK MILK</div> <div>MS METALLIC SILVER</div> <div>NK NICKEL</div> <div>OC OCHRE</div> <div>PY PALE YELLOW</div> <div>RO RED ORANGE</div> <div>RR RUSTY RED</div> <div>SB SOFT BLUE</div> <div>SD SAND</div> <div>TC TERRACOTTA</div> <div>TP TAUPE</div> <div><div>Other</div><div>AL POLISHED ALUMINUM</div></div>	 <div>CONTRASTING CT THREAD</div> <div>CT unavailable on Seat Pads (Styles 20 or 60)</div>	 <div>See general information section for details on textile program and COM/COL information.</div>

Cylinder and lever handles match caster color selected. On chairs with glides, cylinders and lever handles are black, unless Milk or Light Gray is the selected frame color. Exception: Polished Aluminum frames will ship with chrome cylinders.



								COM		COL	Textile Upholstery Grades													Leather Upholstery Grades				
TITLE		SHELL/UPHOLSTERY	SERIES	FRAME	ARM	UPH	DIMENSIONS	YDG	SQFT	COM	A	B	C	D	E	F	G	H	I	J	K	L	M	W	X	Y	E1	E2
Stool, Five Blade Counter		Plastic Shell	VR	35	1	10	29W x 29D x 36.0 -43.7H	-	-	847	-	-	-	-	-	-	-	-	-	-	-	-	-	-	-	-	-	-
		Wood Shell	VR	35	1	50	29W x 29D x 36.0 -43.7H	-	-	1,675	-	-	-	-	-	-	-	-	-	-	-	-	-	-	-	-	-	-
Stool, Five Blade Counter		Plastic Shell, Seat Pad	VR	35	1	20	29W x 29D x 36.0 -43.7H	0.4	7	1,035	1,068	1,085	1,103	1,119	1,137	1,158	1,173	1,196	1,225	1,260	1,295	1,328	1,361	1,211	1,242	1,406	1,443	1,578
		Wood Shell, Seat Pad	VR	35	1	60	29W x 29D x 36.0 -43.7H	0.4	7	1,864	1,897	1,914	1,932	1,948	1,966	1,987	2,002	2,025	2,054	2,089	2,124	2,157	2,190	2,040	2,071	2,235	2,272	2,407
Stool, Five Blade Counter		Plastic Shell, Loose Seat Pad	VR	35	1	25	29W x 29D x 36.0 -43.7H	0.5	7	1,078	1,111	1,129	1,144	1,163	1,179	1,199	1,216	1,239	1,268	1,303	1,337	1,370	1,404	1,253	1,284	1,448	1,485	1,621
		Wood Shell, Loose Seat Pad	VR	35	1	65	29W x 29D x 36.0 -43.7H	0.5	7	1,906	1,939	1,957	1,972	1,991	2,007	2,027	2,044	2,067	2,096	2,131	2,165	2,198	2,232	2,081	2,112	2,276	2,313	2,449
Stool, Five Blade Counter		Plastic Shell, Upholstered Liner	VR	35	1	30	29W x 29D x 36.5 -44.2H	0.8	11	1,179	1,245	1,278	1,311	1,347	1,381	1,417	1,456	1,499	1,556	1,625	1,693	1,761	1,830	1,466	1,523	1,792	1,853	2,076
Stool, Five Blade Counter		Fully Upholstered	VR	35	1	40	29W x 29D x 36.5 -44.2H	1.4	0	1,279	1,394	1,454	1,512	1,573	1,631	1,699	1,763	1,839	1,940	2,061	2,180	2,298	2,418	-	-	-	-	-

To Order Select Below

1. Series/Style/Arm

VR351

Verve Stool Five Blade Counter

2. Upholstery

10 PLASTIC SHELL

20 PLASTIC SHELL, SEAT PAD

25 PLASTIC SHELL, LOOSE SEAT PAD

30 PLASTIC SHELL, UPHOLSTERED LINER

40 FULLY UPHOLSTERED

50 WOOD SHELL

60 WOOD SHELL, SEAT PAD

65 WOOD SHELL, LOOSE SEAT PAD

3. Height

M COUNTER HEIGHT

4. Caster or Glide

C1 HARD, BLACK

C2 HARD, MILK WITH LIGHT GRAY TIRE

C3 HARD, LIGHT GRAY

CS1 SOFT, BLACK +46

CS2 SOFT, MILK WITH LIGHT GRAY TIRE +46

CS3 SOFT, LIGHT GRAY +46

Glide

PG PLASTIC GLIDES

FG PLASTIC GLIDES WITH FELT PADS

5. Shell Finish

01 BLACK MATTE

02 MILK

03 LIGHT GRAY

12 DARK GRAY

17 MEADOW GREEN

18 SOFT BLUE

19 SAND

20 DARK SAGE

21 MIDNIGHT BLUE

Wood

DZ01 FLAT CUT WALNUT

DZ02 RIFT CUT OAK

6. Frame Finish

BL BLUE

BM BLACK MATTE

CP CHAMPAGNE

DB DARK BRONZE

DG DARK GRAY

DP DUSTY PINK

DS DARK SAGE

LG LIGHT GRAY

Powder Coat +58

LL LILAC GRAY

LP LIGHT PISTACHIO

LR LIPSTICK RED

MB MIDNIGHT BLUE

MG MEADOW GREEN

MK MILK

MS METALLIC SILVER

NK NICKEL

Other

AL POLISHED ALUMINUM

7. Options

CT CONTRASTING THREAD



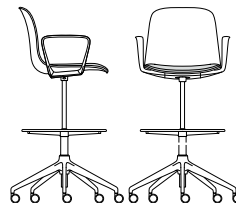
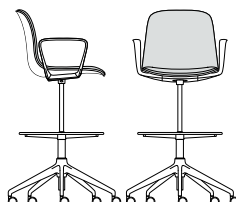
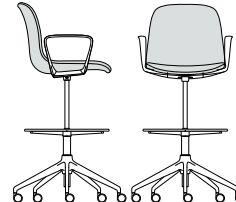
CT unavailable on Seat Pads (Styles 20 or 60)

8. Upholstery

See general information section for details on textile program and COM/COL information.

Cylinder and lever handles match caster color selected. On chairs with glides, cylinders and lever handles are black, unless Milk or Light Gray is the selected frame color. Exception: Polished Aluminum frames will ship with chrome cylinders.








								Textile Upholstery Grades															Leather Upholstery Grades						
								COM	COL				COL																
TITLE		SHELL/UPHOLSTERY	SERIES	FRAME	ARM	UPH	DIMENSIONS	YDG	SQFT	COM	A	B	C	D	E	F	G	H	I	J	K	L	M	W	X	Y	E1	E2	
Stool, Five Blade Bar, Arm		Plastic Shell	VR	35	2	10	29W x 29D x 38.5 -48.5H	-	-	1,027	-	-	-	-	-	-	-	-	-	-	-	-	-	-	-	-	-	-	
		Wood Shell	VR	35	2	50	29W x 29D x 38.5 -48.5H	-	-	1,855	-	-	-	-	-	-	-	-	-	-	-	-	-	-	-	-	-	-	
Stool, Five Blade Bar, Arm		Plastic Shell, Seat Pad	VR	35	2	20	29W x 29D x 38.5 -48.5H	0.4	7	1,215	1,248	1,265	1,283	1,299	1,317	1,338	1,353	1,376	1,405	1,440	1,475	1,508	1,541	1,391	1,422	1,586	1,623	1,758	
		Wood Shell, Seat Pad	VR	35	2	60	29W x 29D x 38.5 -48.5H	0.4	7	2,044	2,077	2,094	2,112	2,128	2,146	2,167	2,182	2,205	2,234	2,269	2,304	2,337	2,370	2,220	2,251	2,415	2,452	2,587	
Stool, Five Blade Bar, Arm		Plastic Shell, Loose Seat Pad	VR	35	2	25	29W x 29D x 38.5 -48.5H	0.5	7	1,258	1,291	1,309	1,324	1,343	1,359	1,379	1,396	1,419	1,448	1,483	1,517	1,550	1,584	1,433	1,464	1,628	1,665	1,801	
		Wood Shell, Loose Seat Pad	VR	35	2	65	29W x 29D x 38.5 -48.5H	0.5	7	2,086	2,119	2,137	2,152	2,171	2,187	2,207	2,224	2,247	2,276	2,311	2,345	2,378	2,412	2,261	2,292	2,456	2,493	2,629	
Stool, Five Blade Bar, Arm		Plastic Shell, Upholstered Liner	VR	35	2	30	29W x 29D x 39.5 -49.0H	0.8	11	1,359	1,425	1,458	1,491	1,527	1,561	1,597	1,636	1,679	1,736	1,805	1,873	1,941	2,010	1,646	1,703	1,972	2,033	2,256	
Stool, Five Blade Bar, Arm		Fully Upholstered	VR	35	2	40	29W x 29D x 39.5 -49.0H	1.4	0	1,459	1,574	1,634	1,692	1,753	1,811	1,879	1,943	2,019	2,120	2,241	2,360	2,478	2,598	-	-	-	-	-	

To Order Select Below

1. Series/Style/Arm	2. Upholstery	3. Height	4. Caster or Glide	5. Shell Finish	6. Frame Finish	7. Options	8. Upholstery
<div><div></div><div></div></div> <div>VR352</div> <div>Verve Stool Five Blade Bar, Arm</div>	<div><div></div><div></div></div> <div>10 PLASTIC SHELL</div> <div>20 PLASTIC SHELL, SEAT PAD</div> <div>25 PLASTIC SHELL, LOOSE SEAT PAD</div> <div>30 PLASTIC SHELL, UPHOLSTERED LINER</div> <div>40 FULLY UPHOLSTERED</div> <div>50 WOOD SHELL</div> <div>60 WOOD SHELL, SEAT PAD</div> <div>65 WOOD SHELL, LOOSE SEAT PAD</div>	<div><div></div><div></div></div> <div>BAR H HEIGHT</div>	<div><div></div><div></div></div> <div>Caster</div> <div>C1 HARD, BLACK</div> <div>C2 HARD, MILK WITH LIGHT GRAY TIRE</div> <div>C3 HARD, LIGHT GRAY</div> <div>CS1 SOFT, BLACK +46</div> <div>CS2 SOFT, MILK WITH LIGHT GRAY TIRE +46</div> <div>CS3 SOFT, LIGHT GRAY +46</div> <div><div></div><div></div></div> <div>Glide</div> <div>PG PLASTIC GLIDES</div> <div>FG PLASTIC GLIDES WITH FELT PADS</div>	<div><div></div><div></div></div> <div>Plastic</div> <div>01 BLACK MATTE</div> <div>02 MILK</div> <div>03 LIGHT GRAY</div> <div>12 DARK GRAY</div> <div>17 MEADOW GREEN</div> <div>18 SOFT BLUE</div> <div>19 SAND</div> <div>20 DARK SAGE</div> <div>21 MIDNIGHT BLUE</div> <div><div></div><div></div></div> <div>Wood</div> <div>DZ01 FLAT CUT WALNUT</div> <div>DZ02 RIFT CUT OAK</div>	<div><div></div><div></div></div> <div>Powder Coat +71</div> <div>BL BLUE</div> <div>BM BLACK MATTE</div> <div>CP CHAMPAGNE</div> <div>DB DARK BRONZE</div> <div>DG DARK GRAY</div> <div>DP DUSTY PINK</div> <div>DS DARK SAGE</div> <div>LG LIGHT GRAY</div> <div>LL LILAC GRAY</div> <div>LP LIGHT PISTACHIO</div> <div>LR LIPSTICK RED</div> <div>MB MIDNIGHT BLUE</div> <div>MG MEADOW GREEN</div> <div>MK MILK</div> <div>MS METALLIC SILVER</div> <div>NK NICKEL</div> <div><div></div><div></div></div> <div>Other</div> <div>AL POLISHED ALUMINUM</div>	<div><div></div><div></div></div> <div>CONTRASTING CT THREAD</div> <div>CT unavailable on Seat Pads (Styles 20 or 60)</div>	<div><div></div><div></div></div> <div>See general information section for details on textile program and COM/COL information.</div>

Cylinder and lever handles match caster color selected. On chairs with glides, cylinders and lever handles are black, unless Milk or Light Gray is the selected frame color. Exception: Polished Aluminum frames will ship with chrome cylinders.

							COM	COL	Textile Upholstery Grades														Leather Upholstery Grades					
		SHELL/UPHOLSTERY	SERIES	FRAME	ARM	UPH	DIMENSIONS	YDG	SQFT	COM	A	B	C	D	E	F	G	H	I	J	K	L	M	W	X	Y	E1	E2
Stool, Five Blade Counter, Arm		Plastic Shell	VR	35	2	10	29W x 29D x 36.0 -43.7H	-	-	1,027	-	-	-	-	-	-	-	-	-	-	-	-	-	-	-	-	-	-
		Wood Shell	VR	35	2	50	29W x 29D x 36.0 -43.7H	-	-	1,855	-	-	-	-	-	-	-	-	-	-	-	-	-	-	-	-	-	-
Stool, Five Blade Counter, Arm		Plastic Shell, Seat Pad	VR	35	2	20	29W x 29D x 36.0 -43.7H	0.4	7	1,215	1,248	1,265	1,283	1,299	1,317	1,338	1,353	1,376	1,405	1,440	1,475	1,508	1,541	1,391	1,422	1,586	1,623	1,758
		Wood Shell, Seat Pad	VR	35	2	60	29W x 29D x 36.0 -43.7H	0.4	7	2,044	2,077	2,094	2,112	2,128	2,146	2,167	2,182	2,205	2,234	2,269	2,304	2,337	2,370	2,220	2,251	2,415	2,452	2,587
Stool, Five Blade Counter, Arm		Plastic Shell, Loose Seat Pad	VR	35	2	25	29W x 29D x 36.0 -43.7H	0.5	7	1,258	1,291	1,309	1,324	1,343	1,359	1,379	1,396	1,419	1,448	1,483	1,517	1,550	1,584	1,433	1,464	1,628	1,665	1,801
		Wood Shell, Loose Seat Pad	VR	35	2	65	29W x 29D x 36.0 -43.7H	0.5	7	2,086	2,119	2,137	2,152	2,171	2,187	2,207	2,224	2,247	2,276	2,311	2,345	2,378	2,412	2,261	2,292	2,456	2,493	2,629
Stool, Five Blade Counter, Arm		Plastic Shell, Upholstered Liner	VR	35	2	30	29W x 29D x 36.5 -44.2H	0.8	11	1,359	1,425	1,458	1,491	1,527	1,561	1,597	1,636	1,679	1,736	1,805	1,873	1,941	2,010	1,646	1,703	1,972	2,033	2,256
Stool, Five Blade Counter, Arm		Fully Upholstered	VR	35	2	40	29W x 29D x 36.5 -44.2H	1.4	0	1,459	1,574	1,634	1,692	1,753	1,811	1,879	1,943	2,019	2,120	2,241	2,360	2,478	2,598	-	-	-	-	-

To Order Select Below

1. Series/Style/Arm

VR352

Verve Stool Five Blade Counter, Arm

2. Upholstery

10

20

25

30

40

50

60

65

PLASTIC SHELL

PLASTIC SHELL, SEAT PAD

PLASTIC SHELL, LOOSE SEAT PAD

PLASTIC SHELL, UPHOLSTERED LINER

FULLY UPHOLSTERED

WOOD SHELL

WOOD SHELL, SEAT PAD

WOOD SHELL, LOOSE SEAT PAD

3. Height

M

COUNTER HEIGHT

4. Caster or Glide

C1

C2

C3

CS1

CS2

CS3

Caster

HARD, BLACK

HARD, MILK WITH LIGHT GRAY TIRE

HARD, LIGHT GRAY

SOFT, BLACK

SOFT, MILK WITH LIGHT GRAY TIRE

SOFT, LIGHT GRAY

Glide

PLASTIC GLIDES

PLASTIC GLIDES WITH FELT PADS

5. Shell Finish

01

02

03

12

17

18

19

20

21

Plastic

BLACK MATTE

MILK

LIGHT GRAY

DARK GRAY

MEADOW GREEN

SOFT BLUE

SAND

DARK SAGE

MIDNIGHT BLUE

Wood

DZ01

DZ02

FLAT CUT WALNUT

RIFT CUT OAK

6. Frame Finish

BL

BM

CP

DB

DG

DP

DS

LG

Blue

Black Matte

Champagne

Dark Bronze

Dark Gray

Dusty Pink

Dark Sage

Light Gray

Powder Coat +71

LL

LP

LR

MB

MG

MK

MS

NK

Lilac Gray

Light Pistachio

Lipstick Red

Midnight Blue

Meadow Green

Milk

Metallic Silver

Nickel

Other

OC

PY

RO

RR

SB

SD

TC

TP

Ochre

Pale Yellow

Red Orange

Rusty Red

Soft Blue

Sand

Terracotta

Taupe

AL

POLISHED ALUMINUM

7. Options

CT

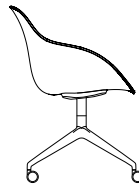
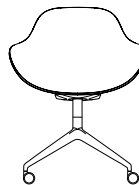
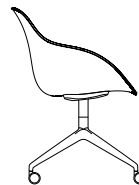
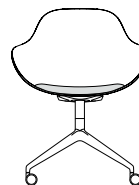
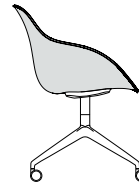
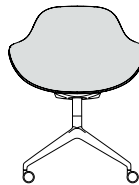
CONTRASTING THREAD

CT unavailable on Seat Pads (Styles 20 or 60)

8. Upholstery

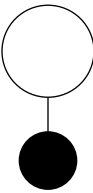
See general information section for details on textile program and COM/COL information.

Cylinder and lever handles match caster color selected. On chairs with glides, cylinders and lever handles are black, unless Milk or Light Gray is the selected frame color. Exception: Polished Aluminum frames will ship with chrome cylinders.

								COM	COL	Textile Upholstery Grades														Leather Upholstery Grades					
TITLE		SHELL/UPHOLSTERY	SERIES	FRAME	ARM	UPH	DIMENSIONS	YDG	SQFT	COM	A	B	C	D	E	F	G	H	I	J	K	L	M	W	X	Y	E1	E2	
Bucket, Four Blade Swivel			Bucket Shell	VR	30	1	70	25W x 23D x 33H	-	-	753	-	-	-	-	-	-	-	-	-	-	-	-	-	-	-	-	-	
Bucket, Four Blade Swivel			Bucket Shell, Seat Pad	VR	30	1	80	25W x 23D x 33H	0.6	9	940	973	990	1,008	1,024	1,042	1,063	1,078	1,101	1,130	1,165	1,200	1,233	1,266	-	-	-	-	-
Bucket, Four Blade Swivel			Fully Upholstered Bucket	VR	30	1	90	25W x 23.5D x 33.2H	2.8	0	1,018	1,183	1,267	1,349	1,438	1,521	1,619	1,708	1,820	1,963	2,137	2,307	2,476	2,645	-	-	-	-	-

To Order Select Below

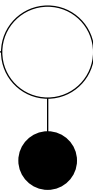
1. Series/Style/Arm



VR301

Verve  
Bucket,  
Four Blade Swivel

2. Upholstery

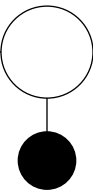


70 PLASTIC SHELL

80 PLASTIC SHELL, SEAT PAD

90 FULLY UPHOLSTERED

3. Caster or Glide



Caster

C1 HARD, BLACK

C2 HARD, MILK WITH LIGHT GRAY TIRE

C3 HARD, LIGHT GRAY

CS1 SOFT, BLACK +46

CS2 SOFT, MILK WITH LIGHT GRAY TIRE +46

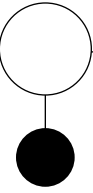
CS3 SOFT, LIGHT GRAY +46

Glide

PG PLASTIC GLIDES

FG PLASTIC GLIDES WITH FELT PADS

4. Shell Finish



Plastic

01 BLACK MATTE

02 MILK

03 LIGHT GRAY

12 DARK GRAY

17 MEADOW GREEN

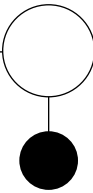
18 SOFT BLUE

19 SAND

20 DARK SAGE

21 MIDNIGHT BLUE

5. Frame Finish



Powder Coat +58

BL BLUE

BM BLACK MATTE

CP CHAMPAGNE

DB DARK BRONZE

DG DARK GRAY

DP DUSTY PINK

DS DARK SAGE

LG LIGHT GRAY

LL LILAC GRAY

LP LIGHT PISTACHIO

LR LIPSTICK RED

MB MIDNIGHT BLUE

MG MEADOW GREEN

MK MILK

MS METALLIC SILVER

NK NICKEL

OC OCHRE

PY PALE YELLOW

RO RED ORANGE

RR RUSTY RED

SB SOFT BLUE

SD SAND

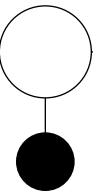
TC TERRACOTTA

TP TAUPE

Other

AL POLISHED ALUMINUM

6. Options




CONTRASTING

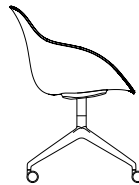

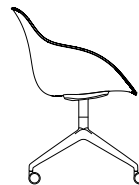
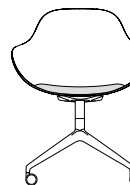
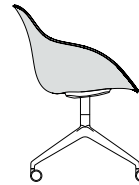

CT THREAD

CT unavailable on Seat  
Pads (Styles 20 or 60)

7. Upholstery

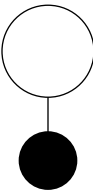


See general  
information  
section for  
details on  
textile program  
and COM/COL  
information.

								COM	COL	Textile Upholstery Grades														Leather Upholstery Grades						
TITLE		SHELL/UPHOLSTERY		SERIES	FRAME	ARM	UPH	DIMENSIONS		YDG	SQFT	COM	A	B	C	D	E	F	G	H	I	J	K	L	M	W	X	Y	E1	E2
Bucket, Four Blade Fixed			Bucket Shell	VR	31	1	70	25W x 23D x 33H		-	-	683	-	-	-	-	-	-	-	-	-	-	-	-	-	-	-	-	-	-
			Bucket Shell, Seat Pad	VR	31	1	80	25W x 23D x 33H		0.6	9	870	903	920	938	954	972	993	1,008	1,031	1,060	1,095	1,130	1,163	1,196	-	-	-	-	-
Bucket, Four Blade Fixed			Fully Upholstered Bucket	VR	31	1	90	25W x 23.5D x 33.2H		2.8	-	948	1,113	1,197	1,279	1,368	1,451	1,549	1,638	1,750	1,893	2,067	2,237	2,406	2,575					

To Order Select Below

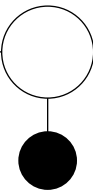
1. Series/Style/Arm



VR311

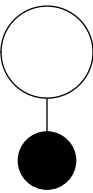
Verve  
Bucket,  
Four Blade Fixed

2. Upholstery



70	PLASTIC SHELL
80	PLASTIC SHELL, SEAT PAD
90	FULLY UPHOLSTERED

3. Caster or Glide



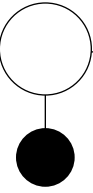
Caster

C1	HARD, BLACK	
C2	HARD, MILK WITH LIGHT GRAY TIRE	
C3	HARD, LIGHT GRAY	
CS1	SOFT, BLACK	+46
CS2	SOFT, MILK WITH LIGHT GRAY TIRE	+46
CS3	SOFT, LIGHT GRAY	+46

Glide

PG	PLASTIC GLIDES
FG	PLASTIC GLIDES WITH FELT PADS

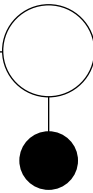
4. Shell Finish



Plastic

01	BLACK MATTE
02	MILK
03	LIGHT GRAY
12	DARK GRAY
17	MEADOW GREEN
18	SOFT BLUE
19	SAND
20	DARK SAGE
21	MIDNIGHT BLUE

5. Frame Finish



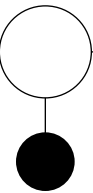
Powder Coat +58

BL	BLUE	LL	LILAC GRAY	OC	OCHRE
BM	BLACK MATTE	LP	LIGHT PISTACHIO	PY	PALE YELLOW
CP	CHAMPAGNE	LR	LIPSTICK RED	RO	RED ORANGE
DB	DARK BRONZE	MB	MIDNIGHT BLUE	RR	RUSTY RED
DG	DARK GRAY	MG	MEADOW GREEN	SB	SOFT BLUE
DP	DUSTY PINK	MK	MILK	SD	SAND
DS	DARK SAGE	MS	METALLIC SILVER	TC	TERRACOTTA
LG	LIGHT GRAY	NK	NICKEL	TP	TAUPE

Other

AL	POLISHED ALUMINUM
----	-------------------


6. Options



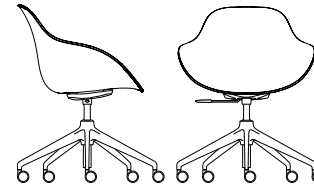
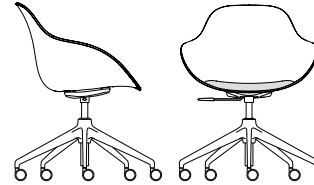
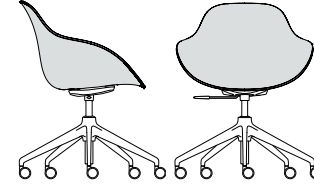
CT	CONTRASTING THREAD
----	-----------------------

CT unavailable on Seat  
Pads (Styles 20 or 60)

7. Upholstery



See general information section for details on textile program and COM/COL information.

								COM	COL	Textile Upholstery Grades													Leather Upholstery Grades					
TITLE	SHELL/UPHOLSTERY		SERIES	FRAME	ARM	UPH	DIMENSIONS	YDG	SQFT	COM	A	B	C	D	E	F	G	H	I	J	K	L	M	W	X	Y	E1	E2
Bucket, Five Blade		Bucket Shell	VR	35	1	70	29W x 29D x 30.6 - 35.9H	-	-	754	-	-	-	-	-	-	-	-	-	-	-	-	-	-	-	-	-	-
Bucket, Five Blade		Bucket Shell, Seat Pad	VR	35	1	80	29W x 29D x 30.6 - 35.9H	0.6	9	941	974	991	1,009	1,025	1,043	1,064	1,079	1,102	1,131	1,166	1,201	1,234	1,267	-	-	-	-	-
Bucket, Five Blade		Fully Upholstered Bucket	VR	35	1	90	29W x 29D x 30.9 - 36.2H	2.8	-	1,019	1,184	1,268	1,350	1,439	1,522	1,620	1,709	1,821	1,964	2,138	2,308	2,477	2,646					

To Order Select Below

1. Series/Style/Arm

VR351

Verve Bucket, Five Blade

2. Upholstery

70 PLASTIC SHELL

80 PLASTIC SHELL, SEAT PAD

90 FULLY UPHOLSTERED

3. Caster or Glide

Caster

C1 HARD, BLACK

C2 HARD, MILK WITH LIGHT GRAY TIRE

C3 HARD, LIGHT GRAY

CS1 SOFT, BLACK +46

CS2 SOFT, MILK WITH LIGHT GRAY TIRE +46

CS3 SOFT, LIGHT GRAY +46

Glide

PG PLASTIC GLIDES

FG PLASTIC GLIDES WITH FELT PADS

4. Shell Finish

Plastic

01 BLACK MATTE

02 MILK

03 LIGHT GRAY

12 DARK GRAY

17 MEADOW GREEN

18 SOFT BLUE

19 SAND

20 DARK SAGE

21 MIDNIGHT BLUE

5. Frame Finish

Powder Coat +58

BL BLUE

BM BLACK MATTE

CP CHAMPAGNE

DB DARK BRONZE

DG DARK GRAY

DP DUSTY PINK

DS DARK SAGE

LG LIGHT GRAY

LL LILAC GRAY

LP LIGHT PISTACHIO

LR LIPSTICK RED

MB MIDNIGHT BLUE

MG MEADOW GREEN

MK MILK

MS METALLIC SILVER

NK NICKEL

Other

AL POLISHED ALUMINUM

6. Options

CONTRASTING THREAD

CT unavailable on Seat Pads (Styles 20 or 60)

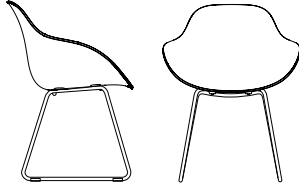
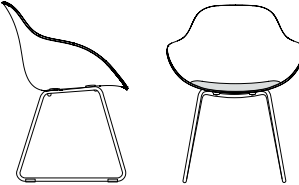
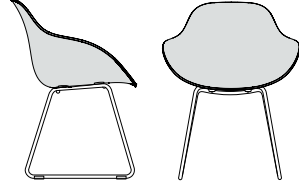
7. Upholstery

See general information section for details on textile program and COM/COL information.

Cylinder and lever handles match caster color selected. On chairs with glides, cylinders and lever handles are black, unless Milk or Light Gray is the selected frame color. Exception: Polished Aluminum frames will ship with chrome cylinders.

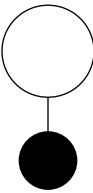
33



								COM		COL	Textile Upholstery Grades													Leather Upholstery Grades				
TITLE		SHELL/UPHOLSTERY	SERIES	FRAME	ARM	UPH	DIMENSIONS	YDG	SQFT	COM	A	B	C	D	E	F	G	H	I	J	K	L	M	W	X	Y	E1	E2
Bucket, Sled		Bucket Shell	VR	51	1	70	25W x 23D x 30H	-	-	617	-	-	-	-	-	-	-	-	-	-	-	-	-	-	-	-	-	-
Bucket, Sled		Bucket Shell, Seat Pad	VR	51	1	80	25W x 23D x 30H	0.6	9	804	837	854	872	888	906	927	942	965	994	1,029	1,064	1,097	1,130	-	-	-	-	-
Bucket, Sled		Fully Upholstered Bucket	VR	51	1	90	25W x 23.5D x 30.25H	2.8	-	882	1,047	1,131	1,213	1,302	1,385	1,483	1,572	1,684	1,827	2,001	2,171	2,340	2,509					

To Order Select Below

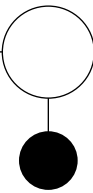
1. Series/Style/Arm



VR511

Verve  
Bucket,  
Sled

2. Upholstery



70

PLASTIC SHELL

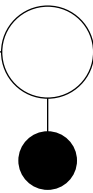
80

PLASTIC SHELL, SEAT PAD

90

FULLY UPHOLSTERED

3. Glide



Glide

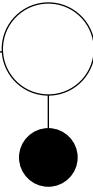
PG

PLASTIC GLIDES

FG

PLASTIC GLIDES WITH FELT PADS

4. Shell Finish



Plastic

01

BLACK MATTE

02

MILK

03

LIGHT GRAY

12

DARK GRAY

17

MEADOW GREEN

18

SOFT BLUE

19

SAND

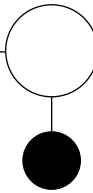
20

DARK SAGE

21

MIDNIGHT BLUE

5. Frame Finish



Powder Coat

BL

BLUE

LL

LILAC GRAY

OC

OCHRE

BM

BLACK MATTE

LP

LIGHT PISTACHIO

PY

PALE YELLOW

CP

CHAMPAGNE

LR

LIPSTICK RED

RO

RED ORANGE

DB

DARK BRONZE

MB

MIDNIGHT BLUE

RR

RUSTY RED

DG

DARK GRAY

MG

MEADOW GREEN

SB

SOFT BLUE

DP

DUSTY PINK

MK

MILK

SD

SAND

DS

DARK SAGE

MS

METALLIC SILVER

TC

TERRACOTTA

LG

LIGHT GRAY

NK

NICKEL

TP

TAUPE

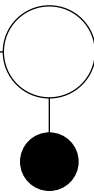


Other

CH

CHROME

6. Options



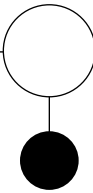
CONTRASTING

CT

THREAD

CT unavailable on Seat  
Pads (Styles 20 or 60)





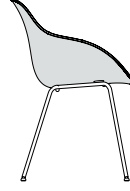

7. Upholstery



See general  
information  
section for  
details on  
textile program  
and COM/COL  
information.

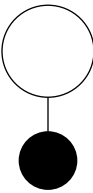
# Verve

## BUCKET: FOUR LEG STEEL

								COM		COL	Textile Upholstery Grades													Leather Upholstery Grades				
TITLE		SHELL/UPHOLSTERY	SERIES	FRAME	ARM	UPH	DIMENSIONS	YDG	SQFT	COM	A	B	C	D	E	F	G	H	I	J	K	L	M	W	X	Y	E1	E2
Bucket, Four Leg Steel		Bucket Shell	VR	11	1	70	25W x 23D x 33.2H	-	-	617	-	-	-	-	-	-	-	-	-	-	-	-	-	-	-	-	-	-
																												
Bucket, Four Leg Steel		Bucket Shell, Seat Pad	VR	11	1	80	25W x 23D x 33.2H	0.6	9	804	837	854	872	888	906	927	942	965	994	1,029	1,064	1,097	1,130	-	-	-	-	-
																												
Bucket, Four Leg Steel		Fully Upholstered Bucket	VR	11	1	90	25W x 23.5D x 33.4H	2.8	-	882	1,047	1,131	1,213	1,302	1,385	1,483	1,572	1,684	1,827	2,001	2,171	2,340	2,509					
																												

To Order Select Below

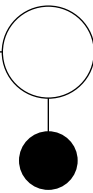
### 1. Series/Style/Arm



VR111

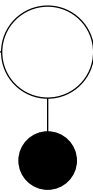
Verve  
Bucket,  
Four Leg Steel

### 2. Upholstery



70	PLASTIC SHELL
80	PLASTIC SHELL, SEAT PAD
90	FULLY UPHOLSTERED

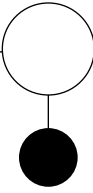
### 3. Glide



Glide

PG	PLASTIC GLIDES
FG	PLASTIC GLIDES WITH FELT PADS

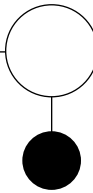
### 4. Shell Finish



Plastic

01	BLACK MATTE
02	MILK
03	LIGHT GRAY
12	DARK GRAY
17	MEADOW GREEN
18	SOFT BLUE
19	SAND
20	DARK SAGE
21	MIDNIGHT BLUE

### 5. Frame Finish



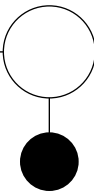
Powder Coat

BL	BLUE	LL	LILAC GRAY	OC	OCHRE
BM	BLACK MATTE	LP	LIGHT PISTACHIO	PY	PALE YELLOW
CP	CHAMPAGNE	LR	LIPSTICK RED	RO	RED ORANGE
DB	DARK BRONZE	MB	MIDNIGHT BLUE	RR	RUSTY RED
DG	DARK GRAY	MG	MEADOW GREEN	SB	SOFT BLUE
DP	DUSTY PINK	MK	MILK	SD	SAND
DS	DARK SAGE	MS	METALLIC SILVER	TC	TERRACOTTA
LG	LIGHT GRAY	NK	NICKEL	TP	TAUPE

Other

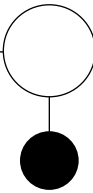
CH	CHROME
----	--------

### 6. Options









CT	CONTRASTING THREAD
CT unavailable on Seat Pads (Styles 20 or 60)	

### 7. Upholstery

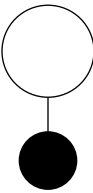


See general information section for details on textile program and COM/COL information.

								COM	COL	Textile Upholstery Grades														Leather Upholstery Grades				
TITLE		SHELL/UPHOLSTERY	SERIES	FRAME	ARM	UPH	DIMENSIONS	YDG	SQFT	COM	A	B	C	D	E	F	G	H	I	J	K	L	M	W	X	Y	E1	E2
Bucket, Four Leg Aluminum			Bucket Shell	VR	12	1	70	25W x 23D x 33.2H	-	-	747	-	-	-	-	-	-	-	-	-	-	-	-	-	-	-	-	-
Bucket, Four Leg Aluminum			Bucket Shell, Seat Pad	VR	12	1	80	25W x 23D x 33.2H	0.6	9	934	967	984	1,002	1,018	1,036	1,057	1,072	1,095	1,124	1,159	1,194	1,227	1,260	-	-	-	-
Bucket, Four Leg Aluminum			Fully Upholstered Bucket	VR	12	1	90	25W x 23.5D x 33.4H	2.8	-	1,012	1,177	1,261	1,343	1,432	1,515	1,613	1,702	1,814	1,957	2,131	2,301	2,470	2,639				

To Order Select Below

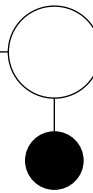
1. Series/Style/Arm



VR121

Verve  
Bucket,  
Four Leg Aluminum

2. Upholstery



70

PLASTIC SHELL

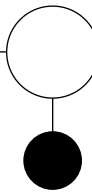
80

PLASTIC SHELL, SEAT PAD

90

FULLY UPHOLSTERED

3. Glide

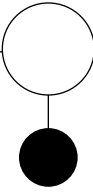


Glide

PG

PLASTIC GLIDES

4. Shell Finish



Plastic

01

BLACK MATTE

02

MILK

03

LIGHT GRAY

12

DARK GRAY

17

MEADOW GREEN

18

SOFT BLUE

19

SAND

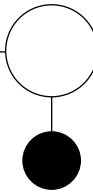
20

DARK SAGE

21

MIDNIGHT BLUE

5. Frame Finish



Powder Coat +28

BL

BLUE

LL

LILAC GRAY

OC

OCHRE

BM

BLACK MATTE

LP

LIGHT PISTACHIO

PY

PALE YELLOW

CP

CHAMPAGNE

LR

LIPSTICK RED

RO

RED ORANGE

DB

DARK BRONZE

MB

MIDNIGHT BLUE

RR

RUSTY RED

DG

DARK GRAY

MG

MEADOW GREEN

SB

SOFT BLUE

DP

DUSTY PINK

MK

MILK

SD

SAND

DS

DARK SAGE

MS

METALLIC SILVER

TC

TERRACOTTA

LG

LIGHT GRAY

NK

NICKEL

TP

TAUPE

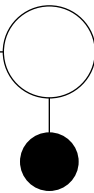


Other

AL

POLISHED ALUMINUM

6. Options



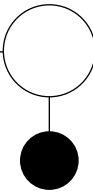
CONTRASTING

CT

THREAD

CT unavailable on Seat  
Pads (Styles 20 or 60)







7. Upholstery



See general  
information  
section for  
details on  
textile program  
and COM/COL  
information.

# Verve

BUCKET: FOUR LEG WOOD

								COM		COL		Textile Upholstery Grades															Leather Upholstery Grades				
TITLE		SHELL/UPHOLSTERY	SERIES	FRAME	ARM	UPH	DIMENSIONS	YDG	SQFT	COM	A	B	C	D	E	F	G	H	I	J	K	L	M	W	X	Y	E1	E2			
Bucket, Four Leg Wood			Bucket Shell	VR	13	1	70	25W x 23D x 33H	-	-	961	-	-	-	-	-	-	-	-	-	-	-	-	-	-	-	-	-			
Bucket, Four Leg Wood			Bucket Shell, Seat Pad	VR	13	1	80	25W x 23D x 33H	0.6	9	1,148	1,181	1,198	1,216	1,232	1,250	1,271	1,286	1,309	1,338	1,373	1,408	1,441	1,474	-	-	-	-	-		
Bucket, Four Leg Wood			Fully Upholstered Bucket	VR	13	1	90	25W x 23.5D x 33.1H	2.8	-	1,226	1,391	1,475	1,557	1,646	1,729	1,827	1,916	2,028	2,171	2,345	2,515	2,684	2,853							

To Order Select Below

1. Series/Style/Arm

VR131

Verve Bucket, Four Leg Wood

2. Upholstery

70

PLASTIC SHELL

80

PLASTIC SHELL, SEAT PAD

90

FULLY UPHOLSTERED

3. Glide

PG

PLASTIC GLIDES

FG

PLASTIC GLIDES WITH FELT PADS

4. Shell Finish

01

BLACK MATTE

02

MILK

03

LIGHT GRAY

12

DARK GRAY

17

MEADOW GREEN

18

SOFT BLUE

19

SAND

20

DARK SAGE

21

MIDNIGHT BLUE

5. Frame Finish

BL

BLUE

BM

BLACK MATTE

CP

CHAMPAGNE

DB

DARK BRONZE

DG

DARK GRAY

DP

DUSTY PINK

DS

DARK SAGE

LG

LIGHT GRAY

LL

LILAC GRAY

LP

LIGHT PISTACHIO

LR

LIPSTICK RED

MB

MIDNIGHT BLUE

MG

MEADOW GREEN

MK

MILK

MS

METALLIC SILVER

NK

NICKEL

Other

AL

POLISHED ALUMINUM

6. Wood Finishes

81

WHITE OAK

83

NATURAL MAPLE

85

WALNUT

+74

87

OPAQUE BLACK

+74

7 & 8. Options & Upholstery

CT

CONTRASTING THREAD

CT unavailable on Seat Pads (Styles 20 or 60)

See general information section for details on textile program and COM/COL information.

37