

**stylex**

# **Yoom Boxed Soft Classic**

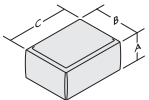
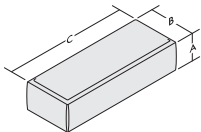
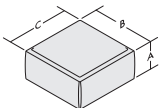
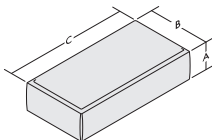
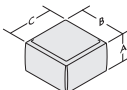
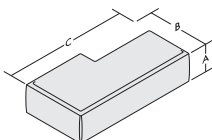
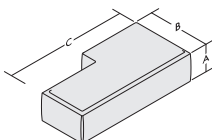
**PRICE LIST**

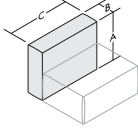
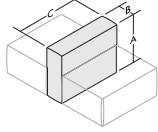
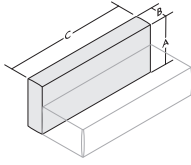
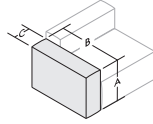
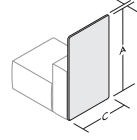
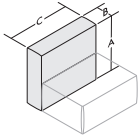
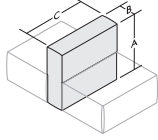
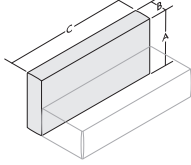
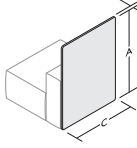
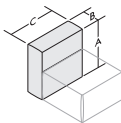
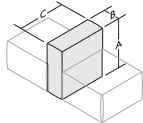
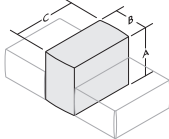
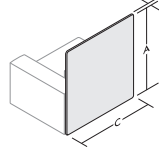
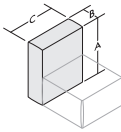
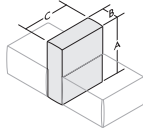
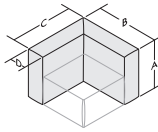
Effective November 01, 2023

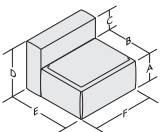
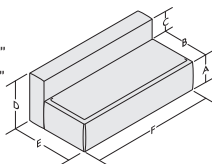
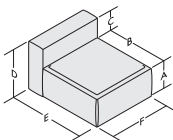
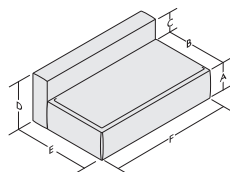
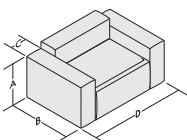
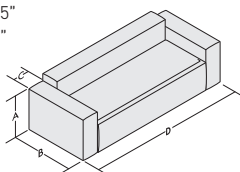
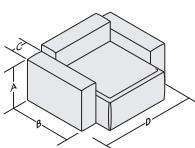
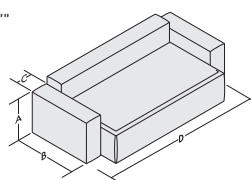
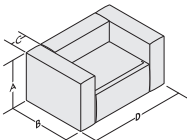
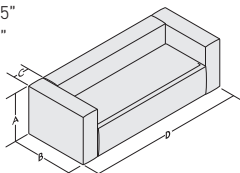
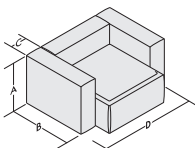
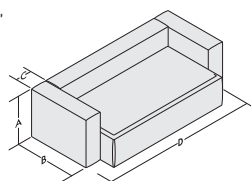
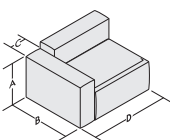
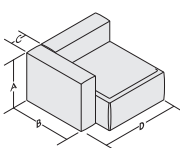
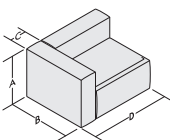
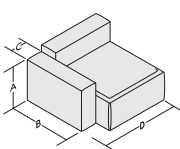
**ATTENTION**

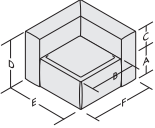
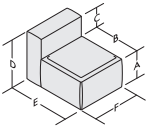
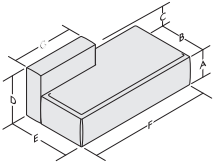
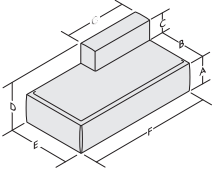
Effective January 15, 2024:

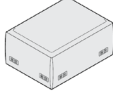




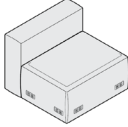




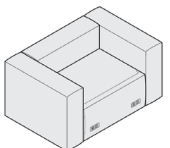




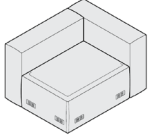
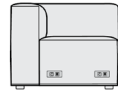



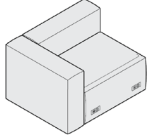
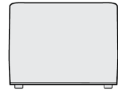
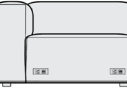
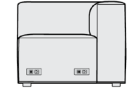

Decorative Stitch is Discontinued, New Pricelist Coming Soon

Seat	Single	Double			General Information
<b>Dimensions/ Overview</b> A. Height B. Depth C. Width	<b>Seat</b> A. 15" B. 27.25" C. 36.25" 	<b>Double Seat</b> A. 15" B. 27.25" C. 70.25" 			<b>Design</b> Stylex/Anthony Land  <b>Ganging</b> All individual units may be connected to one another with the use of a forked latch system. Yoom utilizes a ganging system that causes foam compression. For precise ganged layout dimensions, please reach out to: designapplication@stylexseating.com  <b>Glides</b> Yoom is available with 3 glide options: plastic, rubber, and felt.  <b>Casters</b> Yoom single seats and chairs (without arms) are available with 2 caster options: hard and soft.  <b>Power</b> Optional power receptacle offers three exposed power ports: 2 USB 2.1A ports and a standard, grounded 3-prong electrical outlet.  <b>Performance Standards</b> Manufactured to comply with: ANSI/BIFMA X5.4 Public and Lounge Seating Standard  <b>Certifications</b> Greenguard Gold LEVEL® 1
<b>Full Seat</b> A. Height B. Depth C. Width	<b>Single Full Seat</b> A. 15" B. 36.25" C. 36.25" 	<b>Double Full Seat</b> A. 15" B. 36.25" C. 70.25" 			
<b>Narrow Seat</b> A. Height B. Depth C. Width	<b>Narrow Seat</b> A. 15" B. 27.25" C. 27.25" 				
<b>Chaise</b>	<b>Right</b>	<b>Left</b>			
<b>Dimensions/ Overview</b> A. Height B. Depth C. Width	<b>Chaise Right</b> A. 15" B. 36.25" C. 70.25" 	<b>Chaise Left</b> A. 15" B. 36.25" C. 70.25" 			

Dimensions / Overview	Single Back	Single Thin	Double Back	Arm	Screens	General Information
A. Height B. Depth C. Width	<b>Single Back</b> A. 26" B. 9" C. 36.25" 	<b>Single Thin Back to Back</b> A. 26" B. 9" C. 36.25" 	<b>Double Back</b> A. 26" B. 9" C. 70.25" 	<b>Single Low Arm</b> A. 22" B. 36.25" C. 10.375" 	<b>25" Privacy Screen</b> A. 45" B. 1.5" C. 25" 	<b>Design</b> Stylex/Anthony Land  <b>Ganging</b> All individual units may be connected to one another with the use of a forked latch system. Yoom utilizes a ganging system that causes foam compression. For precise ganged layout dimensions, please reach out to: designapplication@stylexseating.com  <b>Glides</b> Yoom is available with 3 glide options: plastic, rubber, and felt.  <b>Casters</b> Yoom single seats and chairs (without arms) are available with 2 caster options: hard and soft.  <b>Power</b> Optional power receptacle offers three exposed power ports: 2 USB 2.1A ports and a standard, grounded 3-prong electrical outlet.  <b>Performance Standards</b> Manufactured to comply with: ANSI/BIFMA X5.4 Public and Lounge Seating Standard  <b>Certifications</b> Greenguard Gold LEVEL® 1
A. Height B. Depth C. Width	<b>Single High Back</b> A. 30" B. 9" C. 36.25" 	<b>Single High Thin Back to Back</b> A. 30" B. 9" C. 36.25" 	<b>Double High Back</b> A. 30" B. 9" C. 70.25" 		<b>34" Privacy Screen</b> A. 45" B. 1.5" C. 34" 	
A. Height B. Depth C. Width	<b>Single Narrow Back</b> A. 26" B. 9" C. 27.25" 	<b>Single Narrow Thin Back to Back</b> A. 26" B. 9" C. 27.25" 	<b>Back to Back</b> A. 26" B. 18" C. 36.25" 		<b>43" Privacy Screen</b> A. 45" B. 1.5" C. 43" 	
A. Height B. Depth C. Width D. Depth of back	<b>Single Narrow High Back</b> A. 30" B. 9" C. 27.25" 	<b>Single Narrow High Thin Back to Back</b> A. 30" B. 9" C. 27.25" 	<b>Corner Back</b> A. 26" B. 36.25" C. 36.25" D. 9" 			

Dimensions / Overview	Single Chair	Double Chair	Single Full Chair	Double Full Chair	General Information
<b>Armless Chair</b> A. Seat Height B. Seat Depth C. Seat Width D. Overall Height E. Overall Depth F. Overall Width	<b>Single Chair Armless</b> A. 15" B. 25" C. 11" D. 26" E. 36.25" F. 36.25" 	<b>Double Chair Armless</b> A. 15" B. 25" C. 11" D. 26" E. 36.25" F. 70.25" 	<b>Single Full Chair Armless</b> A. 15" B. 34" C. 11" D. 26" E. 45.25" F. 36.25" 	<b>Double Full Chair Armless</b> A. 15" B. 34" C. 11" D. 26" E. 45.25" F. 70.25" 	<b>Design</b> Stylex/Anthony Land  <b>Ganging</b> All individual units may be connected to one another with the use of a forked latch system. Yoom utilizes a ganging system that causes foam compression. For precise ganged layout dimensions, please reach out to: designapplication@stylexseating.com  <b>Glides</b> Yoom is available with 3 glide options: plastic, rubber, and felt.  <b>Casters</b> Yoom single seats and chairs (without arms) are available with 2 caster options: hard and soft.  <b>Power</b> Optional power receptacle offers three exposed power ports: 2 USB 2.1A ports and a standard, grounded 3-prong electrical outlet.  <b>Performance Standards</b> Manufactured to comply with: ANSI/BIFMA X5.4 Public and Lounge Seating Standard  <b>Certifications</b> Greenguard Gold LEVEL® 1
<b>Arm Low</b> A. Arm Height B. Arm Depth C. Arm Width D. Overall Width Arms	<b>Single Chair Low Arms</b> A. 22" B. 36.25" C. 10.375" D. 55.25" 	<b>Double Chair Low Arms</b> A. 22" B. 36.25" C. 10.375" D. 89.25" 	<b>Single Full Chair Low Arms</b> A. 22" B. 36.25" C. 10.375" D. 55.25" 	<b>Double Full Chair Low Arms</b> A. 22" B. 36.25" C. 10.375" D. 89.25" 	
<b>Arm High</b> A. Arm Height B. Arm Depth C. Arm Width D. Overall Width Arms	<b>Single Chair High Arms</b> A. 26" B. 36.25" C. 10.375" D. 55.25" 	<b>Double Chair High Arms</b> A. 26" B. 36.25" C. 10.375" D. 89.25" 	<b>Single Full Chair High Arms</b> A. 15" B. 36.25" C. 10.375" D. 55.25" 	<b>Double Full Chair High Arms</b> A. 26" B. 36.25" C. 10.375" D. 89.25" 	
<b>Arm Low Right or Left</b> A. Arm Height B. Arm Depth C. Arm Width D. Overall Width with Arm	<b>Single Chair with Right Low Arm</b> A. 22" B. 36.25" C. 10.375" D. 45.75" 		<b>Single Full Chair with Right Low Arm</b> A. 22" B. 36.25" C. 10.375" D. 45.75" 		
<b>Arm High Right or Left</b> A. Arm Height B. Arm Depth C. Arm Width D. Overall Width with Arms	<b>Single Chair with Right High Arm</b> A. 26" B. 36.25" C. 10.375" D. 45.75" 		<b>Single Full Chair with Right High Arm</b> A. 26" B. 36.25" C. 10.375" D. 45.75" 		

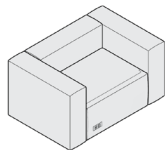
Dimensions / Overview	Corner Chair	Single Narrow Chair	Chaise Left	Chaise Right	General Information
<div>Chair</div> <div>A. Seat Height</div> <div>B. Seat Depth</div> <div>C. Seat Width</div> <div>D. Overall Height</div> <div>E. Overall Depth</div> <div>F. Overall Width</div> <div>G. Back Width</div>	<div>Corner Chair</div> <div>A. 15"</div> <div>B. 25"</div> <div>C. 11"</div> <div>D. 26"</div> <div>E. 36.25"</div> <div>F. 36.25"</div> <div></div>	<div>Single Narrow Chair</div> <div>A. 15"</div> <div>B. 25"</div> <div>C. 11"</div> <div>D. 26"</div> <div>E. 36.25"</div> <div>F. 27.25"</div> <div></div>	<div>Chaise Left</div> <div>A. 15"</div> <div>B. 25"</div> <div>C. 11"</div> <div>D. 26"</div> <div>E. 36.25"</div> <div>F. 70.25"</div> <div>G. 36.25"</div> <div></div>	<div>Chaise Right</div> <div>A. 15"</div> <div>B. 25"</div> <div>C. 11"</div> <div>D. 26"</div> <div>E. 36.25"</div> <div>F. 70.25"</div> <div>G. 36.25"</div> <div></div>	<div>Design</div> <div>Stylex/Anthony Land</div> <div><div> </div><div>Ganging</div><div>All individual units may be connected to one another with the use of a forked latch system. Yoom utilizes a ganging system that causes foam compression. For precise ganged layout dimensions, please reach out to: <a href="mailto:designapplication@stylexseating.com">designapplication@stylexseating.com</a></div></div> <div><div> </div><div>Glides</div><div>Yoom is available with 3 glide options: plastic, rubber, and felt.</div></div> <div><div> </div><div>Casters</div><div>Yoom single seats and chairs (without arms) are available with 2 caster options: hard and soft.</div></div> <div><div> </div><div>Power</div><div>Optional power receptacle offers three exposed power ports: 2 USB 2.1A ports and a standard, grounded 3-prong electrical outlet.</div></div> <div><div> </div><div>Performance Standards</div><div>Manufactured to comply with: ANSI/BIFMA X5.4 Public and Lounge Seating Standard</div></div> <div><div> </div><div>Certifications</div><div>Greenguard Gold LEVEL® 1</div></div>

Dimensions / Overview	Right	Front	Left	Rear	General Information
<b>Single Seat</b>  	Position 5 C15/C25 	Position 4 C14/C24 	Position 3 C13/C23 	Position 2 C12/C22 	<b>Design</b> In-Seat Power Ports With 10' Or 20' Cord  <b>Power Port Cord Length and Harness End</b> C1X has a 10' power cord w/ NEMA 5-15P C2X has a 20' Power cord w/ NEMA 5-15P W1X 12' BX whip (for hardwiring) W1X 24' BX whip (for hardwiring)  <b>Power Port Location</b> The power port location is determined by its last digit.  <b>Examples:</b> • A C14 power port has a 10' power cord and is located on the right side of a chair, as determined from a seated position, or the right forward position of a bench. • A C21 power port has a 20' power cord and is located on the left side of a chair, as determined from a seated position, or the left forward position of a bench.  <b>Multiple power ports may be ordered per unit. The pricing shown is for each power port ordered.</b>  <b>In-Seat Power Port Finish</b> Select power port finish from one of the standard Stylex powder paints.  <b>Power In Chairs And Benches</b> Power receptacle offers three exposed power ports: 2 USB 2.1A ports and a standard, grounded 3-prong electrical outlet.
<b>Single Chair</b>  	Position 5 C15/C25 	Position 4 C14/C24 	Position 3 C13/C23 	Position 2 C12/C22 	
<b>Chair w/ Arms</b>  	No Ports 	Position 3 C13/C23 	Position 2 C12/C22 	No Ports 	
<b>Single Chair w/ Left Arm</b>  	Position 5 C15/C25 	Position 4 C14/C24 	Position 3 C13/C23 	Position 2 C12/C22 	
<b>Single Seat w/ Right Arm</b>  	No Ports 	Position 3 C13/C23 	Position 2 C12/C22 	Position 1 C11/C21 	

## Power Port Ordering: To Order Follow Steps 1-4

Example: C2 3 BM

Option Black Matte Finish  
Option Power Port Position(s)  
Option 20" Cord Length



### 1. Length and Harness End



C1X 10' cord length w/ NEMA 5-15P  
C2X 10' cord length w/ NEMA 5-15P  
W1X 12' BX whip (for hardwiring)  
W1X 24' BX whip (for hardwiring)

### 2. Position



Position 1 thru 8

\*See above for power port location restrictions.

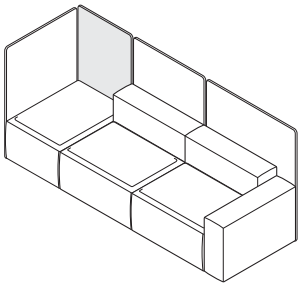
### 3. Option Power Port Finish



BL Blue	FG Forest Green	RD Red
BM Black Matte	LG Light Gray	RO Red Orange
BR Brass	MG Meadow Green	RR Rusty Red
BT Black Twilight	MK Milk	SB Soft Blue
CP Champagne	MS Metallic Silver	SD Sand
DB Dark Bronze	NK Nickel	TC Terracotta
DG Dark Gray	NV Navy	TP Taupe
DP Dusty Pink	OR Orange	TS Textured Slate
	PY Pale Yellow	YL Yellow

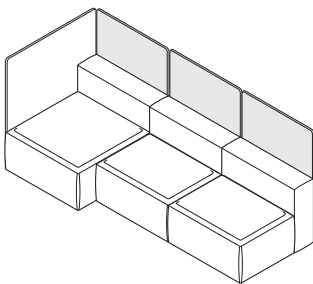
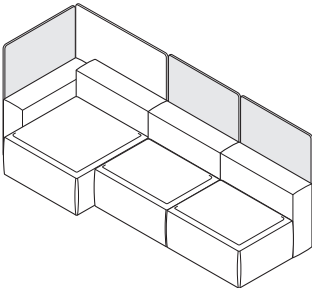
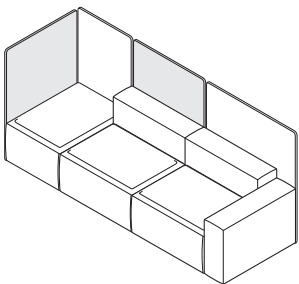
General Information

YM061 - Privacy Screen (25")

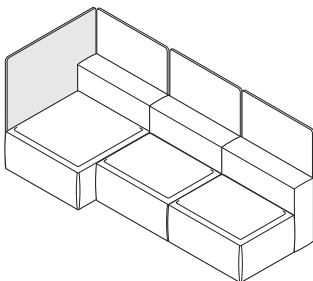
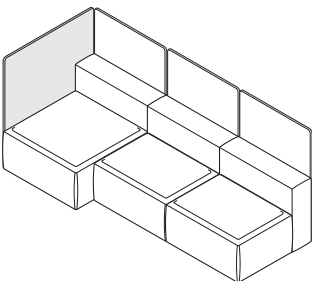
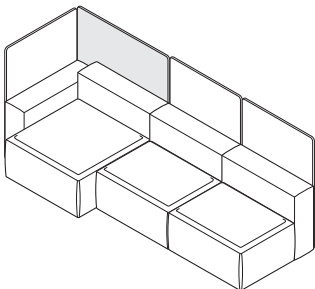



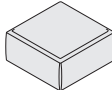

**Privacy Screens**  
Yoom Privacy Screens are field installed and can be installed on seats, backs and arms. They can be used to provide privacy and definition to the space or can be directly used as a back with throw pillows in lieu of the traditional Yoom Backs or Back to Backs. Three different privacy screen widths have been created to keep pace with the specifiers creativity.

YM062 - Privacy Screens (34")



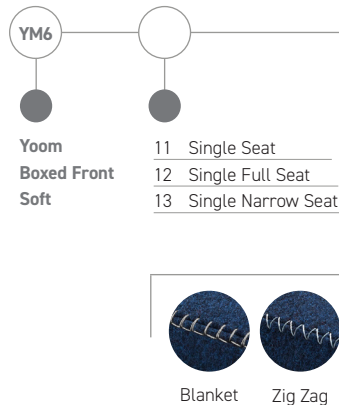
YM063 - Privacy Screens (43")



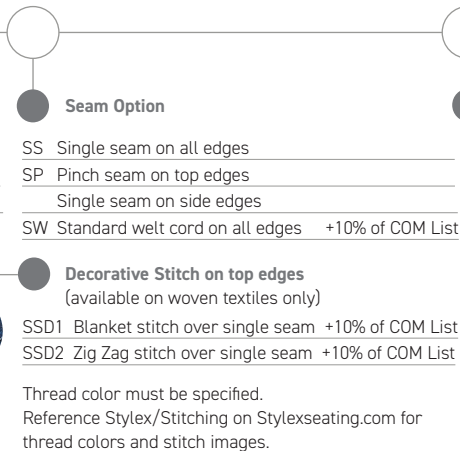
							C.O.M. Fabric Upholstery Grades													C.O.L.					Leather Upholstery Grades				
	Series	Style	Type	Dimensions	Ydg.	Sq. ft.	C.O.M	A	B	C	D	E	F	G	H	I	J	K	L	M		W	X	Y	E1	E2			
	Single Seat	YM	6	11	15"H x 27.25"D x 36.25"W	2.5	36	1,757	1,957	2,065	2,170	2,281	2,387	2,507	2,627	2,768	2,952	3,170	3,385	3,603	3,818		2,767	3,029	3,879	4,230	5,188		
	Single Full Seat	YM	6	12	15"H x 36.25"D x 36.25"L	3.3	43	2,216	2,477	2,618	2,754	2,897	3,039	3,194	3,351	3,533	3,772	4,056	4,341	4,620	4,904		3,441	3,762	4,792	5,222	6,385		
	Single Narrow Seat	YM	6	13	15"H x 27.25"D x 27.25"L	1.7	29	1,450	1,582	1,651	1,721	1,791	1,863	1,941	2,018	2,111	2,229	2,371	2,515	2,654	2,796		2,273	2,491	3,179	3,469	4,250		

## To Order Follow Steps 1-7

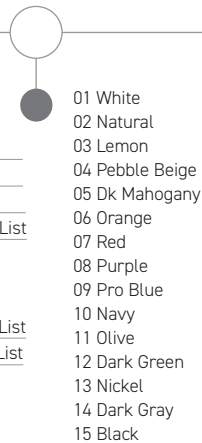
### 1. Series/Style 2. Type



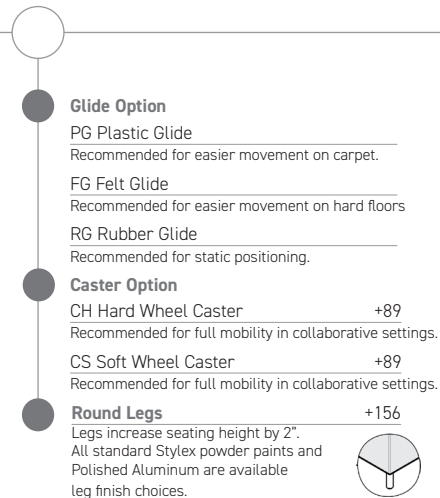
### 3. Seam Options



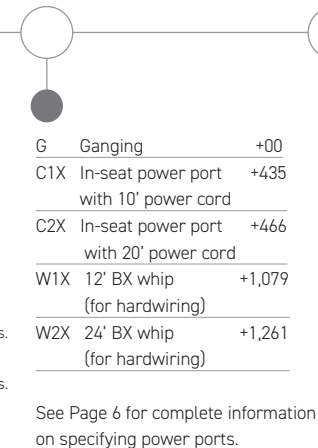
### 4. Decorative Stitch Colors



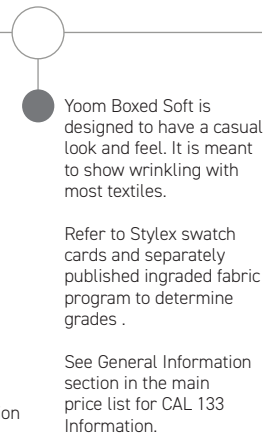
### 5. Glides/Casters/Legs



### 6. Options



### 7. Textile

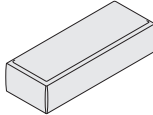
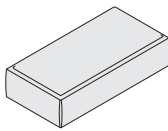
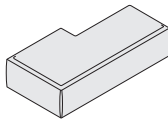
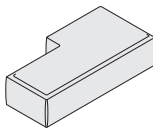




# Yoom Boxed Soft

Lounge  
Double Seat

9

							C.O.M. Fabric Upholstery Grades			C.O.L.													Leather Upholstery Grades				
	Series	Style	Type	Dimensions	Ydg.	Sq. ft.	C.O.M	A	B	C	D	E	F	G	H	I	J	K	L	M	W	X	Y	E1	E2		
	Double Seat	YM	6	14	15"H x 27.25"D x 70.25"W	4.4	61	2,979	3,327	3,515	3,699	3,888	4,078	4,286	4,493	4,738	5,055	5,434	5,813	6,185	6,565	4,704	5,153	6,601	7,206	8,842	
	Double Full Seat	YM	6	15	15"H x 36.25"D x 70.25"L	5.5	72	3,894	4,329	4,565	4,794	5,034	5,269	5,528	5,788	6,094	6,491	6,964	7,437	7,905	8,378	5,925	6,455	8,165	8,876	10,800	
	Chaise Right	YM	6	16	15"H x 36.25"/27.25"D x 70.25"L	5.2	64	3,894	4,304	4,527	4,743	4,964	5,187	5,431	5,675	5,963	6,336	6,780	7,225	7,664	8,108	5,708	6,178	7,700	8,334	10,052	
	Chaise Left	YM	6	17	15"H x 36.25"/27.25"D x 70.25"L	5.2	64	3,894	4,304	4,527	4,743	4,964	5,187	5,431	5,675	5,963	6,336	6,780	7,225	7,664	8,108	5,708	6,178	7,700	8,334	10,052	

To Order Follow Steps 1-7

## 1. Series/Style 2. Type

YM6

Yoom  
Boxed Front  
Soft

- 14 Double Seat
- 15 Double Full Seat
- 16 Chaise Right
- 17 Chaise Left



Blanket Zig Zag

## 3. Seam Options

Seam Option

Seam Option

- SS Single seam on all edges
- SP Pinch seam on top edges
- SW Standard welt cord on all edges +10% of COM List

Decorative Stitch on top edges  
(available on woven textiles only)

- SSD1 Blanket stitch over single seam +10% of COM List
- SSD2 Zig Zag stitch over single seam +10% of COM List

Thread color must be specified.  
Reference Stylex/Stitching on [Stylexseating.com](http://Stylexseating.com) for thread colors and stitch images.

## 4. Decorative Stitch Colors

Decorative Stitch Colors

- 01 White
- 02 Natural
- 03 Lemon
- 04 Pebble Beige
- 05 Dk Mahogany
- 06 Orange
- 07 Red
- 08 Purple
- 09 Pro Blue
- 10 Navy
- 11 Olive
- 12 Dark Green
- 13 Nickel
- 14 Dark Gray
- 15 Black

## 5. Glides/Casters/Legs

Glides/Casters/Legs

Glide Option

- PG Plastic Glide  
Recommended for easier movement on carpet.
- FG Felt Glide  
Recommended for easier movement on hard floors
- RG Rubber Glide  
Recommended for static positioning.

L1

Round Legs

Legs increase seating height by 2".  
All standard Stylex powder paints and Polished Aluminum are available leg finish choices.



+156

## 6. Options

Options

- G Ganging +00
- C1X In-seat power port with 10' power cord +435
- C2X In-seat power port with 20' power cord +466
- W1X 12' BX whip (for hardwiring) +1,079
- W2X 24' BX whip (for hardwiring) +1,261

See Page 6 for complete information on specifying power ports.

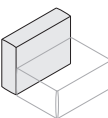
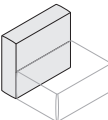
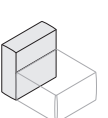
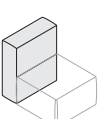
## 7. Textile

Textile

Yoom Boxed Soft is designed to have a casual look and feel. It is meant to show wrinkling with most textiles.

Refer to Stylex swatch cards and separately published ingraded fabric program to determine grades.

See General Information section in the main price list for CAL 133 Information.

							C.O.M. Fabric Upholstery Grades													C.O.L.					Leather Upholstery Grades				
	Series	Style	Type	Dimensions	Ydg.	Sq. ft.	C.O.M	A	B	C	D	E	F	G	H	I	J	K	L	M	W	X	Y	E1	E2				
	Single Back	YM	6	31	26"H x 9"D x 36.25"W	2.2	29	1,147	1,319	1,414	1,507	1,600	1,696	1,800	1,904	2,025	2,183	2,373	2,564	2,749	2,938	1,980	2,196	2,892	3,186	3,973			
	Single High Back	YM	6	32	30"H x 9"D x 36.25"W	2.5	34	1,260	1,450	1,556	1,658	1,760	1,866	1,981	2,094	2,228	2,403	2,610	2,820	3,023	3,232	2,211	2,458	3,257	3,590	4,491			
	Single Narrow Back	YM	6	33	26"H x 9"D x 27.25"W	1.7	24	1,069	1,201	1,272	1,339	1,411	1,483	1,559	1,638	1,729	1,848	1,990	2,132	2,272	2,414	1,735	1,908	2,468	2,702	3,331			
	Single Narrow High	YM	6	38	30"H x 9"D x 27.25"W	1.9	23	1,236	1,372	1,448	1,520	1,594	1,670	1,749	1,832	1,929	2,054	2,200	2,350	2,496	2,645	2,179	2,424	3,217	3,545	4,438			

To Order Follow Steps 1-7

1. Series/Style 2. Type

YM6

Yoom Boxed Front Soft

31 Single Back  
32 Single High Back  
33 Single Narrow Back  
38 Single Narrow High Back

3. Seam Options

Seam Option

SS Single seam on all edges  
SP Pinch seam on top edges  
Single seam on side edges  
SW Standard welt cord on all edges +10% of COM List



Blanket Zig Zag

Decorative Stitch on top edges  
(available on woven textiles only)

SSD1 Blanket stitch over single seam +10% of COM List  
SSD2 Zig Zag stitch over single seam +10% of COM List

Thread color must be specified.  
Reference Stylex/Stitching on [Stylexseating.com](#) for thread colors and stitch images.

4. Decorative Stitch Colors

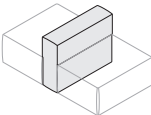
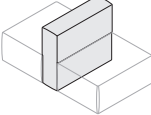
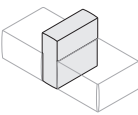
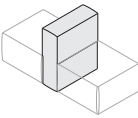
- 
- 01 White  
02 Natural  
03 Lemon  
04 Pebble Beige  
05 Dk Mahogany  
06 Orange  
07 Red  
08 Purple  
09 Pro Blue  
10 Navy  
11 Olive  
12 Dark Green  
13 Nickel  
14 Dark Gray  
15 Black

5. Textile

Yoom Boxed Soft is designed to have a casual look and feel. It is meant to show wrinkling with most textiles.

Refer to Stylex swatch cards and separately published ingraded fabric program to determine grades .

See General Information section in the main price list for CAL 133 Information.

							C.O.M. Fabric Upholstery Grades													C.O.L.					Leather Upholstery Grades				
	Series	Style	Type	Dimensions	Ydg.	Sq. ft.	C.O.M	A	B	C	D	E	F	G	H	I	J	K	L	M	W	X	Y	E1	E2				
Single Thin Back to Back 	YM	6	39	26"H x 9"D x 36.25"W	2.1	22	1,275	1,436	1,525	1,612	1,699	1,786	1,885	1,982	2,096	2,244	2,420	2,597	2,772	2,945	2,363	2,646	3,562	3,941	4,974				
Single High Thin Back to Back 	YM	6	40	30"H x 9"D x 36.25"W	2.2	24	1,424	1,596	1,687	1,780	1,871	1,966	2,066	2,169	2,287	2,443	2,630	2,817	3,001	3,186	2,514	2,796	3,712	4,092	5,123				
Single Narrow Thin Back to Back 	YM	6	41	26"H x 9"D x 27.25"W	1.6	18	1,275	1,393	1,460	1,521	1,589	1,651	1,725	1,797	1,880	1,988	2,120	2,249	2,378	2,507	2,363	2,646	3,562	3,941	4,974				
Single Narrow High Thin Back to Back 	YM	6	42	30"H x 9"D x 27.25"W	1.8	23	1,424	1,560	1,635	1,707	1,782	1,856	1,937	2,019	2,116	2,242	2,387	2,537	2,683	2,832	2,514	2,796	3,712	4,092	5,123				

To Order Follow Steps 1-7

1. Series/Style 2. Type

YM6

Yoom Boxed Front Soft


39 Single Thin Back to Back  
40 Single High Thin Back to Back  
41 Single Narrow Thin Back to Back  
42 Single Narrow High Thin Back to Back

3. Seam Options

Seam Option

SS Single seam on all edges  
SP Pinch seam on top edges  
Single seam on side edges  
SW Standard welt cord on all edges +10% of COM List

Decorative Stitch on top edges  
(available on woven textiles only)



SSD1 Blanket stitch over single seam +10% of COM List  
SSD2 Zig Zag stitch over single seam +10% of COM List

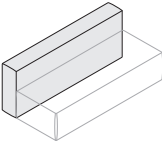
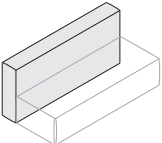
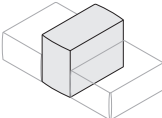
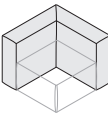
Thread color must be specified.  
Reference Stylex/Stitching on [Stylexseating.com](http://Stylexseating.com) for thread colors and stitch images.

4. Decorative Stitch Colors

- 
- 01 White  
02 Natural  
03 Lemon  
04 Pebble Beige  
05 Dk Mahogany  
06 Orange  
07 Red  
08 Purple  
09 Pro Blue  
10 Navy  
11 Olive  
12 Dark Green  
13 Nickel  
14 Dark Gray  
15 Black

5. Textile

Yoom Boxed Soft is designed to have a casual look and feel. It is meant to show wrinkling with most textiles.  
  
Refer to Stylex swatch cards and separately published ingraded fabric program to determine grades .  
  
See General Information section in the main price list for CAL 133 Information.

							C.O.M. Fabric Upholstery Grades														C.O.L.					Leather Upholstery Grades				
	Series	Style	Type	Dimensions	Ydg.	Sq. ft.	C.O.M	A	B	C	D	E	F	G	H	I	J	K	L	M	W	X	Y	E1	E2					
	Double Back	YM	6	34	26"H x 9"D x 70.25"W	4.4	53	2,138	2,485	2,676	2,859	3,048	3,238	3,446	3,653	3,897	4,215	4,594	4,974	5,346	5,725	3,619	4,007	5,254	5,772	7,179				
	Double High Back	YM	6	35	30"H x 9"D x 70.25"W	4.8	60	2,407	2,779	2,982	3,178	3,384	3,588	3,813	4,032	4,296	4,638	5,046	5,453	5,853	6,261	4,101	4,542	5,969	6,563	8,169				
	Single Back to Back	YM	6	36	26"H x 18"D x 36.25"W	3.3	35	1,450	1,712	1,854	1,991	2,133	2,274	2,432	2,586	2,770	3,008	3,293	3,577	3,857	4,140	2,439	2,696	3,526	3,871	4,809				
	Corner Back	YM	6	37	26"H x 36.25"D x 36.25"W	3.5	45	1,832	2,111	2,263	2,410	2,562	2,713	2,879	3,045	3,241	3,493	3,797	4,101	4,398	4,701	3,114	3,447	4,522	4,973	6,183				

To Order Follow Steps 1-5

1. Series/Style

YM6

Yoom Boxed Front Soft

2. Type

34 Double Back

35 Double High Back

36 Single Thick Back to Back

37 Corner Back

3. Seam Options

Seam Option

SS Single seam on all edges

SP Pinch seam on top edges

Single seam on side edges

SW Standard welt cord on all edges +10% of COM List

Decorative Stitch on top edges (available on woven textiles only)

SSD1 Blanket stitch over single seam +10% of COM List

SSD2 Zig Zag stitch over single seam +10% of COM List

Thread color must be specified. Reference Stylex/Stitching on Stylexseating.com for thread colors and stitch images.

4. Decorative Stitch Colors

01 White

02 Natural

03 Lemon

04 Pebble Beige

05 Dk Mahogany

06 Orange

07 Red

08 Purple

09 Pro Blue

10 Navy

11 Olive

12 Dark Green

13 Nickel

14 Dark Gray

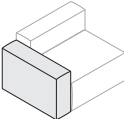
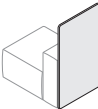
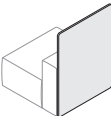
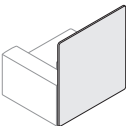
15 Black

5. Textile

Yoom Boxed Soft is designed to have a casual look and feel. It is meant to show wrinkling with most textiles.

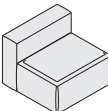
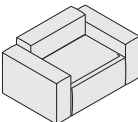
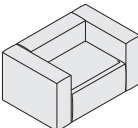
Refer to Stylex swatch cards and separately published ingraded fabric program to determine grades .

See General Information section in the main price list for CAL 133 Information.

							C.O.M. Fabric Upholstery Grades														C.O.L.						Leather Upholstery Grades					
	Series	Style	Type	Dimensions	Ydg.	Sq. ft.	C.O.M	A	B	C	D	E	F	G	H	I	J	K	L	M	W	X	Y	E1	E2							
	Single Low Arm	YM	6	51	22"H x 10.375"D x 36.25"W	1.9	30	954	1,103	1,184	1,262	1,342	1,421	1,511	1,599	1,704	1,836	1,997	2,158	2,319	2,479	1,788	2,008	2,707	3,003	3,791						
	25" Privacy Screen	YM	0	61	45"H x 1.5"D x 25"W	2.2		1,049	1,221	1,314	1,405	1,497	1,591	1,692	1,796	1,913	2,069	2,254	2,440	2,623	2,809											
	34" Privacy Screen	YM	0	62	45"H x 1.5"D x 34"W	3.0		1,349	1,579	1,706	1,828	1,953	2,079	2,217	2,354	2,517	2,726	2,978	3,229	3,476	3,726											
	43" Privacy Screen	YM	0	63	45"H x 1.5"D x 43"W	3.0		1,649	1,940	2,098	2,250	2,409	2,567	2,741	2,915	3,119	3,382	3,699	4,015	4,326	4,641											

To Order Follow Steps 1-5



							C.O.M. Fabric Upholstery Grades														C.O.L.					Leather Upholstery Grades				
	Series	Style	Type	Dimensions	Ydg.	Sq. ft.	C.O.M	A	B	C	D	E	F	G	H	I	J	K	L	M	W	X	Y	E1	E2					
	Single Chair Armless	YM	6	113100	26"H x 36.25"D x 36.25"W	4.5	65	2,904	3,276	3,479	3,677	3,881	4,083	4,307	4,531	4,793	5,135	5,543	5,949	6,352	6,756	4,747	5,225	6,771	7,416	9,161				
	Single Chair with Low Arms	YM	6	113151P	26"H x 36.25"D x 55.25"W	8.3	124	4,812	5,482	5,847	6,201	6,565	6,925	7,329	7,729	8,201	8,807	9,537	10,265	10,990	11,714	8,323	9,241	12,185	13,422	16,743				
	Single Chair with High Arms	YM	6	113131P	26"H x 36.25"D x 55.25"W	8.8	124	5,198	5,914	6,307	6,691	7,081	7,475	7,907	8,339	8,843	9,501	10,289	11,077	11,850	12,632	8,707	9,617	12,555	13,788	17,107				

To Order Follow Steps 1-5

1. Series/Style 2. Type

YM6

Yoom  
Boxed Front  
Soft

113100 Single Chair Armless  
113151P Single Chair with Low Arms  
113131P Single Chair with High Arms

3. Seam Options

Seam Option

SS Single seam on all edges  
SP Pinch seam on top edges  
Single seam on side edges  
SW Standard welt cord on all edges +10% of COM List



Blanket Zig Zag

Decorative Stitch on top edges  
(available on woven textiles only)  
SSD1 Blanket stitch over single seam +10% of COM List  
SSD2 Zig Zag stitch over single seam +10% of COM List  
Thread color must be specified.  
Reference Stylex/Stitching on Stylexseating.com for thread colors and stitch images.

4. Decorative Stitch Colors

01 White  
02 Natural  
03 Lemon  
04 Pebble Beige  
05 Dk Mahogany  
06 Orange  
07 Red  
08 Purple  
09 Pro Blue  
10 Navy  
11 Olive  
12 Dark Green  
13 Nickel  
14 Dark Gray  
15 Black

5. Glides/Casters/Legs

Glide Option  
PG Plastic Glide  
Recommended for easier movement on carpet.  
FG Felt Glide  
Recommended for easier movement on hard floors  
RG Rubber Glide  
Recommended for static positioning.

Caster Option  
CH Hard Wheel Caster +89  
Recommended for full mobility in collaborative settings.  
CS Soft Wheel Caster +89  
Recommended for full mobility in collaborative settings.

L1

Round Legs +156  
Legs increase seating height by 2".  
All standard Stylex powder paints and Polished Aluminum are available leg finish choices.

6. Options

G Ganging +00  
C1X In-seat power port with 10' power cord +435  
C2X In-seat power port with 20' power cord +466  
W1X 12' BX whip (for hardwiring) +1,079  
W2X 24' BX whip (for hardwiring) +1,261

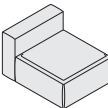
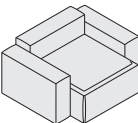
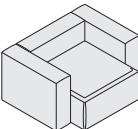
See Page 6 for complete information on specifying power ports.

7. Textile

Yoom Boxed Soft is designed to have a casual look and feel. It is meant to show wrinkling with most textiles.  
  
Refer to Stylex swatch cards and separately published ingraded fabric program to determine grades .  
  
See General Information section in the main price list for CAL 133 Information.

# Yoom Boxed Soft

Lounge  
Single Full Chairs

							C.O.M. Fabric Upholstery Grades														C.O.L.					Leather Upholstery Grades				
	Series	Style	Type	Dimensions	Ydg.	Sq. ft.	C.O.M	A	B	C	D	E	F	G	H	I	J	K	L	M	W	X	Y	E1	E2					
	Single Full Chair Armless	YM	6	123100	26"H x 45.25"D x 36.25"W	5.5	73	3,363	3,796	4,032	4,261	4,497	4,735	4,994	5,255	5,558	5,955	6,429	6,905	7,369	7,842	5,421	5,958	7,684	8,408	10,358				
	Single Full Chair with Low Arms	YM	6	123151P	26"H x 45.25"D x 55.25"	9.2	132	5,271	6,002	6,400	6,785	7,181	7,577	8,016	8,453	8,966	9,627	10,423	11,221	12,007	12,800	8,997	9,974	13,098	14,414	17,940				
	Single Full Chair with High Arms	YM	6	123131P	26"H x 45.25"D x 55.25"	9.7	132	5,657	6,434	6,860	7,275	7,697	8,127	8,594	9,063	9,608	10,321	11,175	12,033	12,867	13,718	9,381	10,350	13,468	14,780	18,304				

## To Order Follow Steps 1-5

### 1. Series/Style 2. Type

YM6

Yoom Boxed Front Soft

123100

Single Full Chair Armless

123151P

Single Full Chair with Low Arms

123131P

Single Full Chair with High Arms

### 3. Seam Options

Seam Option

SS

Single seam on all edges

SP

Pinch seam on top edges  
Single seam on side edges

SW

Standard welt cord on all edges +10% of COM List

Decorative Stitch on top edges  
(available on woven textiles only)

SSD1

Blanket stitch over single seam +10% of COM List

SSD2

Zig Zag stitch over single seam +10% of COM List

Thread color must be specified.  
Reference Stylex/Stitching on [Stylexseating.com](#) for thread colors and stitch images.



### 4. Decorative Stitch Colors 5. Glides/Casters/Legs

01 White  
02 Natural  
03 Lemon  
04 Pebble Beige  
05 Dk Mahogany  
06 Orange  
07 Red  
08 Purple  
09 Pro Blue  
10 Navy  
11 Olive  
12 Dark Green  
13 Nickel  
14 Dark Gray  
15 Black

Glide Option

PG Plastic Glide  
Recommended for easier movement on carpet.

FG Felt Glide  
Recommended for easier movement on hard floors

RG Rubber Glide  
Recommended for static positioning.

L1

Round Legs

Legs increase seating height by 2".  
All standard Stylex powder paints and Polished Aluminum are available leg finish choices.

### 6. Options

G Ganging +00

C1X

In-seat power port with 10' power cord +435

C2X

In-seat power port with 20' power cord +466

W1X

12' BX whip (for hardwiring) +1,079

W2X

24' BX whip (for hardwiring) +1,261

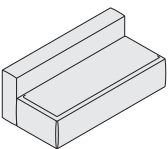
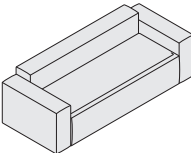
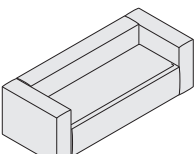
See Page 6 for complete information on specifying power ports.

### 7. Textile

Yoom Boxed Soft is designed to have a casual look and feel. It is meant to show wrinkling with most textiles.

Refer to Stylex swatch cards and separately published ingraded fabric program to determine grades .

See General Information section in the main price list for CAL 133 Information.

							C.O.M. Fabric Upholstery Grades														C.O.L.					Leather Upholstery Grades				
	Series	Style	Type	Dimensions	Ydg.	Sq. ft.	C.O.M	A	B	C	D	E	F	G	H	I	J	K	L	M	W	X	Y	E1	E2					
<div>Double Chair Armless</div> <div></div>	YM	6	143400	26"H x 36.25"D x 70.25"W	8.6	114	5,117	5,812	6,191	6,558	6,936	7,316	7,732	8,146	8,635	9,270	10,028	10,787	11,531	12,290	8,323	9,160	11,855	12,978	16,021					
<div>Double Chair with Low Arms</div> <div></div>	YM	6	143451P	26"H x 36.25"D x 89.25"W	12.2	173	7,025	8,018	8,559	9,082	9,620	10,158	10,754	11,344	12,043	12,942	14,022	15,103	16,169	17,248	11,899	13,176	17,269	18,984	23,603					
<div>Double Chair with High Arms</div> <div></div>	YM	6	143431P	26"H x 36.25"D x 89.25"W	12.8	173	7,411	8,450	9,019	9,572	10,136	10,708	11,332	11,954	12,685	13,636	14,774	15,915	17,029	18,166	12,283	13,552	17,639	19,350	23,967					

To Order Follow Steps 1-5

1. Series/Style 2. Type

YM6

Yoom Boxed Front Soft

143400 Double Chair Armless

143451P Double Chair with Low Arms

143431P Double Chair with High Arms

3. Seam Options

Seam Option

SS Single seam on all edges

SP Pinch seam on top edges

Single seam on side edges

SW Standard welt cord on all edges +10% of COM List



Blanket Zig Zag

Decorative Stitch on top edges (available on woven textiles only)

SSD1 Blanket stitch over single seam +10% of COM List

SSD2 Zig Zag stitch over single seam +10% of COM List

Thread color must be specified. Reference Stylex/Stitching on Stylexseating.com for thread colors and stitch images.

4. Decorative Stitch Colors 5. Glides/Casters/Legs

01 White

02 Natural

03 Lemon

04 Pebble Beige

05 Dk Mahogany

06 Orange

07 Red

08 Purple

09 Pro Blue

10 Navy

11 Olive

12 Dark Green

13 Nickel

14 Dark Gray

15 Black

Glide Option

PG Plastic Glide Recommended for easier movement on carpet.

FG Felt Glide Recommended for easier movement on hard floors


RG Rubber Glide Recommended for static positioning.

L1

Round Legs

Legs increase seating height by 2". All standard Stylex powder paints and Polished Aluminum are available leg finish choices.

+156



6. Options

G Ganging +00

C1X In-seat power port with 10' power cord +435

C2X In-seat power port with 20' power cord +466

W1X 12' BX whip (for hardwiring) +1,079

W2X 24' BX whip (for hardwiring) +1,261

See Page 6 for complete information on specifying power ports.

7. Textile

Yoom Boxed Soft is designed to have a casual look and feel. It is meant to show wrinkling with most textiles.

Refer to Stylex swatch cards and separately published ingraded fabric program to determine grades .

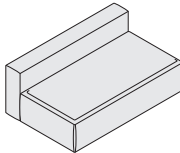
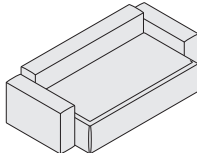
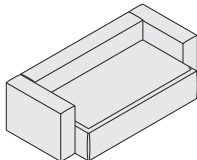
See General Information section in the main price list for CAL 133 Information.



# Yoom Boxed Soft

Lounge  
Double Full Chairs

17

						C.O.M. Fabric Upholstery Grades															C.O.L.					Leather Upholstery Grades				
	Series	Style	Type	Dimensions	Ydg.	Sq. ft.	C.O.M	A	B	C	D	E	F	G	H	I	J	K	L	M	W	X	Y	E1	E2					
	Double Full Chair Armless	YM	6	153400	26"H x 45.25"D x 70.25"W	9.7	125	6,032	6,814	7,241	7,653	8,082	8,507	8,974	9,441	9,991	10,706	11,558	12,411	13,251	14,103	9,544	10,462	13,419	14,648	17,979				
	Double Full Chair with Low Arms	YM	6	153451P	26"H x 45.25"D x 89.25"W	13.3	184	7,940	9,020	9,609	10,177	10,766	11,349	11,996	12,639	13,399	14,378	15,552	16,727	17,889	19,061	13,120	14,478	18,833	20,654	25,561				
	Double Full Chair with High Arms		6	153431P	26"H x 45.25"D x 89.25"W	13.9	184	8,326	9,452	10,069	10,667	11,282	11,899	12,574	13,249	14,041	15,072	16,304	17,539	18,749	19,979	13,504	14,854	19,203	21,020	25,925				

To Order Follow Steps 1-5

## 1. Series/Style 2. Type

YM9	
Yoom Boxed Front Soft	153400 Double Full Chair Armless
	153451P Double Full Chair with Low Arms
	153431P Double Full Chair with High Arms

## 3. Seam Options

Seam Option
SS Single seam on all edges
SP Pinch seam on top edges
Single seam on side edges
SW Standard welt cord on all edges +10% of COM List

## Decorative Stitch on top edges (available on woven textiles only)



Blanket Zig Zag

SSD1 Blanket stitch over single seam +10% of COM List
SSD2 Zig Zag stitch over single seam +10% of COM List

Thread color must be specified.  
Reference Stylex/Stitching on Stylexseating.com for thread colors and stitch images.

## 4. Decorative Stitch Colors

- 01 White
- 02 Natural
- 03 Lemon
- 04 Pebble Beige
- 05 Dk Mahogany
- 06 Orange
- 07 Red
- 08 Purple
- 09 Pro Blue
- 10 Navy
- 11 Olive
- 12 Dark Green
- 13 Nickel
- 14 Dark Gray
- 15 Black

## 5. Glides/Casters/Legs

Glide Option
PG Plastic Glide
Recommended for easier movement on carpet.
FG Felt Glide
Recommended for easier movement on hard floors
RG Rubber Glide
Recommended for static positioning.
L1 Round Legs
Legs increase seating height by 2".
All standard Stylex powder paints and Polished Aluminum are available leg finish choices.



+156

## 6. Options

G	Ganging	+00
C1X	In-seat power port with 10' power cord	+435
C2X	In-seat power port with 20' power cord	+466
W1X	12' BX whip (for hardwiring)	+1,079
W2X	24' BX whip (for hardwiring)	+1,261

See Page 6 for complete information on specifying power ports.

## 7. Textile

Yoom Boxed Soft is designed to have a casual look and feel. It is meant to show wrinkling with most textiles.

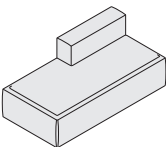
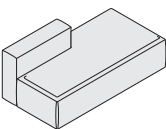
Refer to Stylex swatch cards and separately published ingraded fabric program to determine grades .

See General Information section in the main price list for CAL 133 Information.

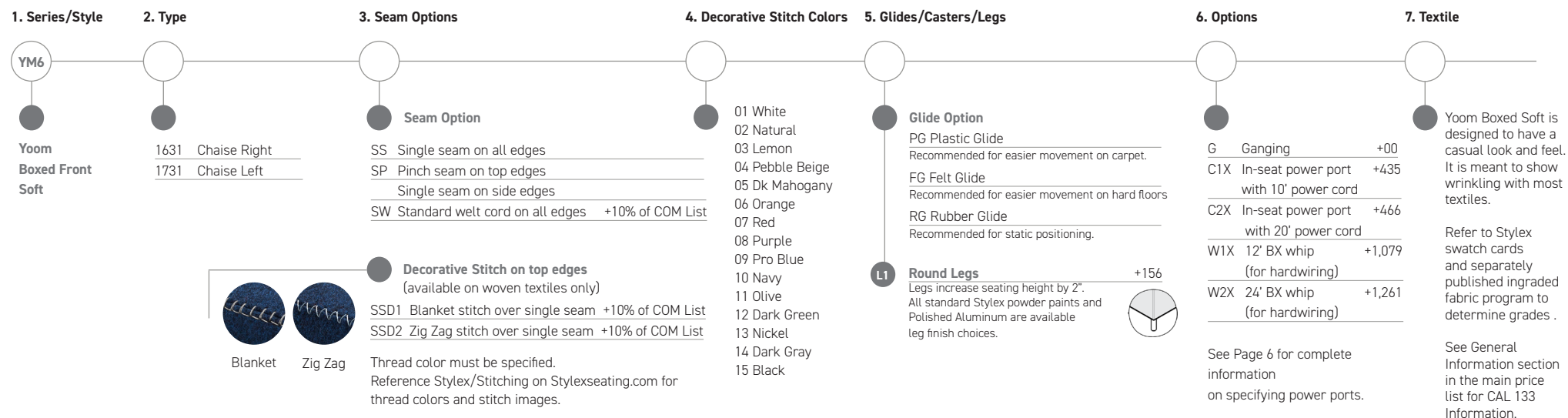
# Yoom Boxed Soft

Lounge  
Chaise Right and Left

18

							C.O.M. Fabric Upholstery Grades														Leather Upholstery Grades				
							C.O.L.																		
	Series	Style	Type	Dimensions	Ydg.	Sq. ft.	C.O.M	A	B	C	D	E	F	G	H	I	J	K	L	M	W	X	Y	E1	E2
Chaise Right	YM	6	1631	26"H x 36.25"D x 70.25"W	7.4	94	5,041	5,623	5,941	6,250	6,564	6,883	7,231	7,579	7,988	8,519	9,153	9,789	10,413	11,046	7,688	8,374	10,592	11,520	14,025
																									
Chaise Left	YM	6	1731	26"H x 36.25"D x 70.25"W	7.4	94	5,041	5,623	5,941	6,250	6,564	6,883	7,231	7,579	7,988	8,519	9,153	9,789	10,413	11,046	7,688	8,374	10,592	11,520	14,025
																									

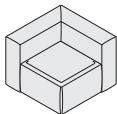
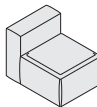
## To Order Follow Steps 1-5



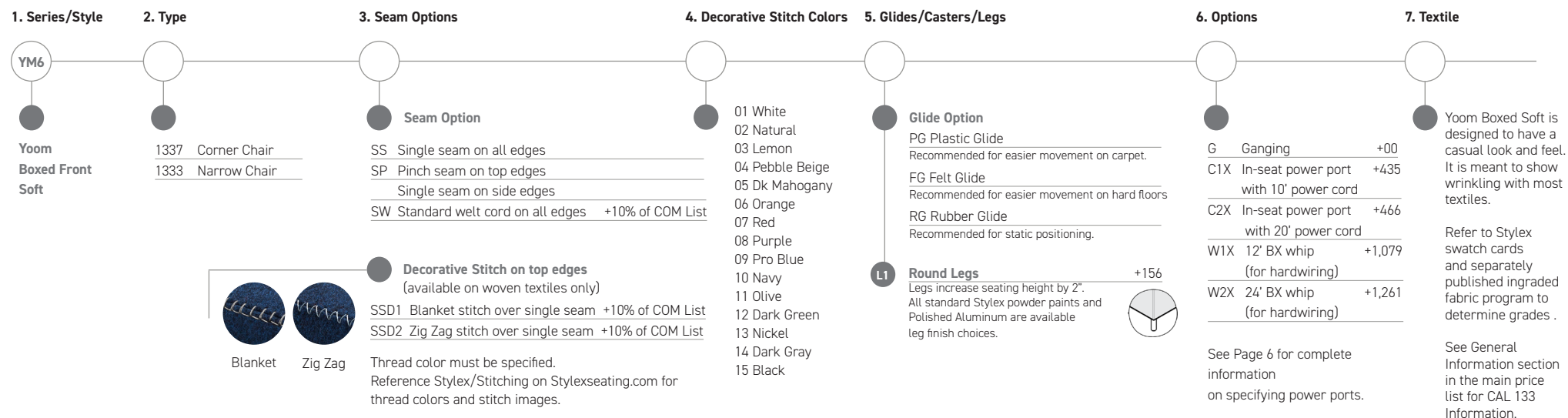
# Yoom Boxed Soft

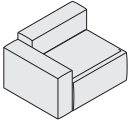
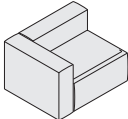
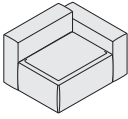
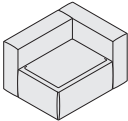
Lounge  
Corner and Narrow Chair

19

							C.O.M. Fabric Upholstery Grades														C.O.L.					Leather Upholstery Grades				
	Series	Style	Type	Dimensions	Ydg.	Sq. ft.	C.O.M	A	B	C	D	E	F	G	H	I	J	K	L	M	W	X	Y	E1	E2					
	Corner Chair	YM	6	1337	26"H x 36.25"D x 36.25"W	5.0	75	3,282	3,693	3,914	4,131	4,353	4,576	4,820	5,063	5,352	5,722	6,168	6,616	7,052	7,497	5,387	5,938	7,701	8,442	10,433				
	Narrow Chair	YM	6	1333	26"H x 36.25"D x 27.25"W	3.3	53	2,519	2,783	2,923	3,060	3,202	3,346	3,500	3,656	3,840	4,077	4,361	4,647	4,926	5,210	4,008	4,399	5,647	6,171	7,581				

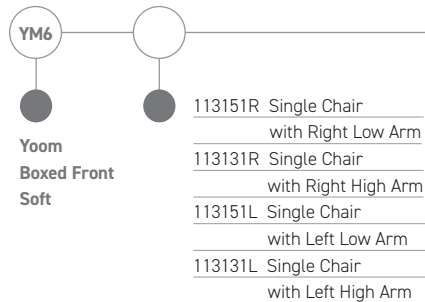
## To Order Follow Steps 1-5



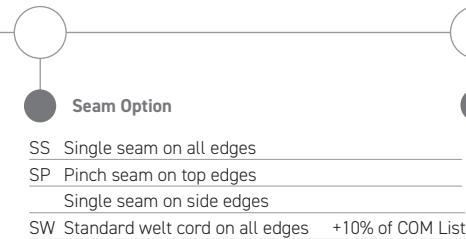
							C.O.M. Fabric Upholstery Grades														C.O.L.					Leather Upholstery Grades				
	Series	Style	Type	Dimensions	Ydg.	Sq. ft.	C.O.M	A	B	C	D	E	F	G	H	I	J	K	L	M	W	X	Y	E1	E2					
	Single Chair with Right Low Arm	YM	6	113151R	26"H x 36.25"D x 45.75"W	7.3	95	3,858	4,379	4,663	4,939	5,223	5,504	5,818	6,130	6,497	6,971	7,540	8,107	8,671	9,235	6,535	7,233	9,478	10,419	12,952				
	Single Chair with Right High Arm	YM	6	113131R	26"H x 36.25"D x 45.75"W	7.6	95	4,051	4,595	4,893	5,184	5,481	5,779	6,107	6,435	6,818	7,318	7,916	8,513	9,101	9,694	6,727	7,421	9,663	10,602	13,134				
	Single Chair with Left Low Arm	YM	6	113151L	26"H x 36.25"D x 45.75"W	7.3	95	3,858	4,379	4,663	4,939	5,223	5,504	5,818	6,130	6,497	6,971	7,540	8,107	8,671	9,235	6,535	7,233	9,478	10,419	12,952				
	Single Chair with Left High Arm	YM	6	113131L	26"H x 36"D x 45.75"W	7.6	95	4,051	4,595	4,893	5,184	5,481	5,779	6,107	6,435	6,818	7,318	7,916	8,513	9,101	9,694	6,727	7,421	9,663	10,602	13,134				

To Order Follow Steps 1-5

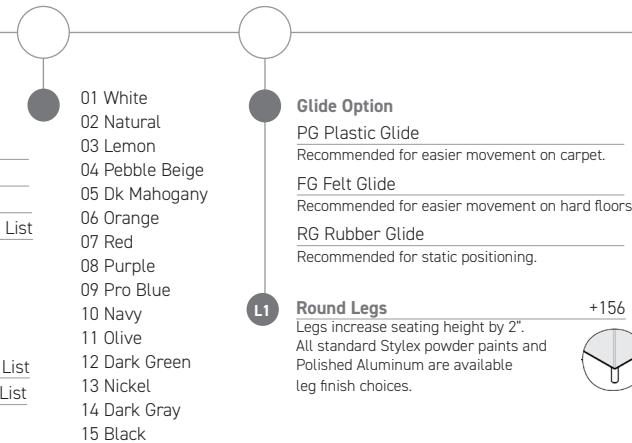
## 1. Series/Style 2. Type



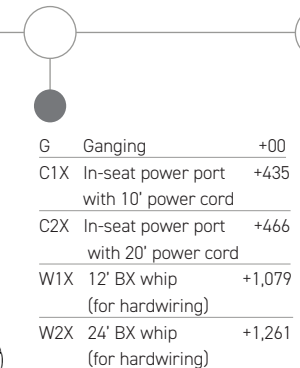
## 3. Seam Options



## 4. Decorative Stitch Colors 5. Glides/Casters/Legs

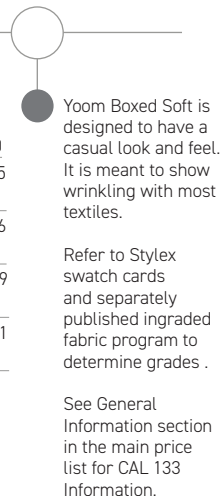


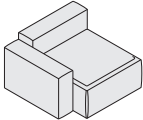
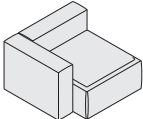
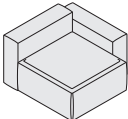
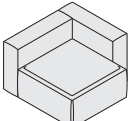
## 6. Options



See Page 6 for complete information on specifying power ports.

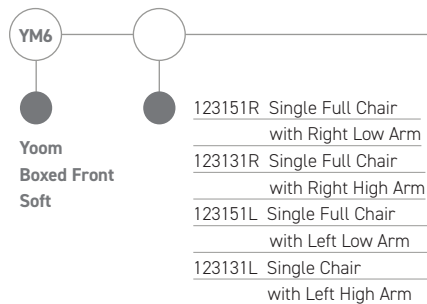
## 7. Textile



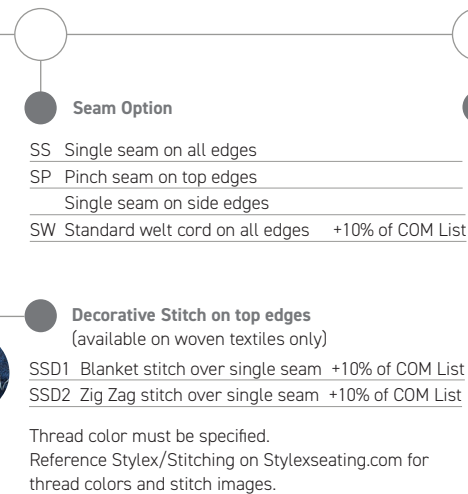
							C.O.M. Fabric Upholstery Grades													C.O.L.					Leather Upholstery Grades				
	Series	Style	Type	Dimensions	Ydg.	Sq. ft.	C.O.M	A	B	C	D	E	F	G	H	I	J	K	L	M		W	X	Y	E1	E2			
Single Full Chair with Right Low Arm	YM	6	123151R	26"H x 45.25"D x 45.75"W	7.3	103	4,317	4,899	5,216	5,523	5,839	6,156	6,505	6,854	7,262	7,791	8,426	9,063	9,688	10,321		7,209	7,966	10,391	11,411	14,149			
																													
Single Full Chair with Right High Arm	YM	6	123131R	26"H x 45.25"D x 45.75"W	7.4	103	4,510	5,115	5,446	5,768	6,097	6,431	6,794	7,159	7,583	8,138	8,802	9,469	10,118	10,780		7,401	8,154	10,576	11,594	14,331			
																													
Single Full Chair with Left Low Arm	YM	6	123151L	26"H x 45.25"D x 45.75"W	7.3	103	4,317	4,899	5,216	5,523	5,839	6,156	6,505	6,854	7,262	7,791	8,426	9,063	9,688	10,321		7,209	7,966	10,391	11,411	14,149			
																													
Single Full Chair with Left High Arm	YM	6	123131L	26"H x 45.25"D x 45.75"W	7.4	103	4,510	5,115	5,446	5,768	6,097	6,431	6,794	7,159	7,583	8,138	8,802	9,469	10,118	10,780		7,401	8,154	10,576	11,594	14,331			
																													

To Order Follow Steps 1-5

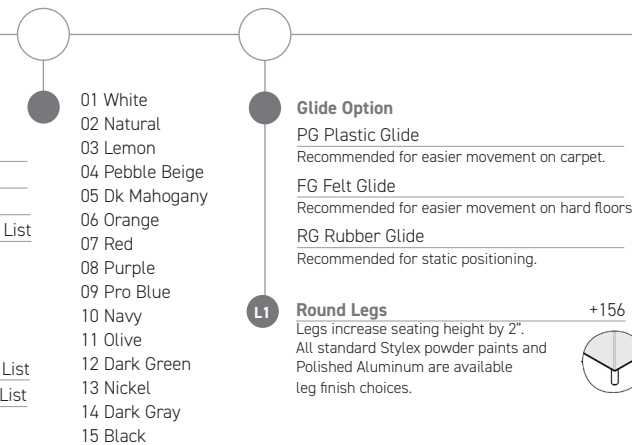
## 1. Series/Style 2. Type



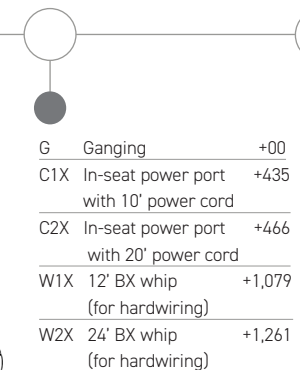
## 3. Seam Options



## 4. Decorative Stitch Colors 5. Glides/Casters/Legs



## 6. Options



See Page 6 for complete information on specifying power ports.

## 7. Textile

