

**stylex**

**Nestle**

PRICE LIST

Effective November 01, 2023

# General Information

## GENERAL INFORMATION

### Terms

Net 30 days from date of invoice.  
FOB Delanco, NJ

### Damaged Shipments

All Stylex products are carefully inspected before they are packed in sturdy cartons designed to satisfy shipping requirements. Stylex is not responsible for damage in shipment. The transportation company assumes responsibility for delivering products to you in good condition when the bill of lading is signed. You protect yourself by refusing shipments showing damage or shortage until transportation company has noted on the delivery sheet the extent of damage or shortage. Concealed damage should be reported to the carrier as soon as discovered, but not later than 15 days after receiving shipment.

### Return/Restocking Policy

Return shipments will not be accepted unless specifically authorized by Stylex in writing. The Return Authorization number should be clearly marked on the carton. The customer returning Stylex products is responsible for return shipping costs. Merchandise must be returned unused. Returned merchandise is subject to a 35% restocking fee.

### Specials/Customs

Modifications to standard products will be considered for large runs. Contact Stylex for more information.

### Design Changes

In keeping with modern manufacturing advances, Stylex reserves the right to incorporate minor modifications and design changes in products without notice.

### Cancellation Policy

No charge prior to production except for inventory specifically requisitioned to fulfill the particular order. After production has begun, only actual costs incurred, including labor and material, will be billed to the customer.

## WARRANTY

Except as provided below, Stylex warrants exclusively to the original Purchaser of our product that all parts, under normal use and service, will be free from defects in workmanship and material for a period of ten (10) years from the date of purchase. "Normal use and service" means that the product will be used in a typical office environment for 40-45 hours per week.

This warranty is subject to the following limitations, exclusions and provisions:

**Wood components of plywood stacking chairs**  
(such as Brooks and Welcome)  
5 years

**Upholstery**  
(including mesh used for Click, F4, Insight, and Zephyr Mesh)  
3 years

**SAVA Mesh**  
10 years

**COM Upholstery**  
No warranty  
Stylex makes every effort to ensure that the COM Upholstery it approves is suitable for the intended use. Nevertheless, we will not warrant, and assume no responsibility for, the durability or tailoring quality of any COM or COL. If you have any concerns about the ultimate appearance of any covering, please order an upholstered sample.

**Painted Stack Chair Frames**  
No Warranty  
We will not warrant the finish of painted stack chair frames against damage from stacking. We recommend ordering chrome frames for chairs that will be stacked.

**Felt Glides**  
No warranty  
Due to the different surfaces on which felt glides may be used, we cannot warrant their durability over time.

If this product fails during normal use and service within the applicable warranty period (other than through normal wear and tear), please send a description of the relevant part and the nature of the defect, together with proof of purchase of the product, to Stylex at: Customer Service. c/o Stylex, P.O. Box 5038, Delanco, NJ 08075. PLEASE DO NOT RETURN PARTS OR THE PRODUCT TO STYLEX UNLESS INSTRUCTED TO DO SO BY STYLEX. Stylex will, at its option, either repair or replace the product or the part found defective by Stylex completely without charge for materials or labor. Purchaser may be required (at the option of Stylex) to return to Stylex at Purchaser's expense any defective part with all freight or shipping charges prepaid. The foregoing warranty shall be void if the product has been altered or repaired (other than by Stylex). The warranty does not cover damage to the product caused by accident, neglect, misuse, abuse, modification to the product by anyone other than Stylex or damage caused by use of the product for a purpose other than that for which it was designed. This warranty extends only to the original Purchaser of the product.

### No Other Warranties

This warranty is in lieu of all other warranties, expressed or implied, including, but not limited to, implied warranties of merchantability and fitness for a particular purpose. The rights and remedies provided herein are the exclusive rights and remedies of the original purchaser of the product.

### No Liability For Damages

In no event shall Stylex or its suppliers be responsible or liable for any special, indirect, consequential, or incidental damages. In no event shall the liability of Stylex exceed the actual purchase price paid to Stylex for the product.

### Out of Warranty Products

For all products no longer covered by our warranty, please refer to our Design for Durability and Upgradability Policy. Contact Customer Service if you would like to purchase any replaceable components to further extend the life of any Stylex seating product. This warranty applies to all Stylex products purchased on April 13, 2018, and thereafter.

## PRODUCT TAKE BACK PROGRAM

At Stylex, responsible stewardship of our products extends beyond their initial use. Our Product Take Back Program provides a practical solution for the end of our products' intended life cycle.

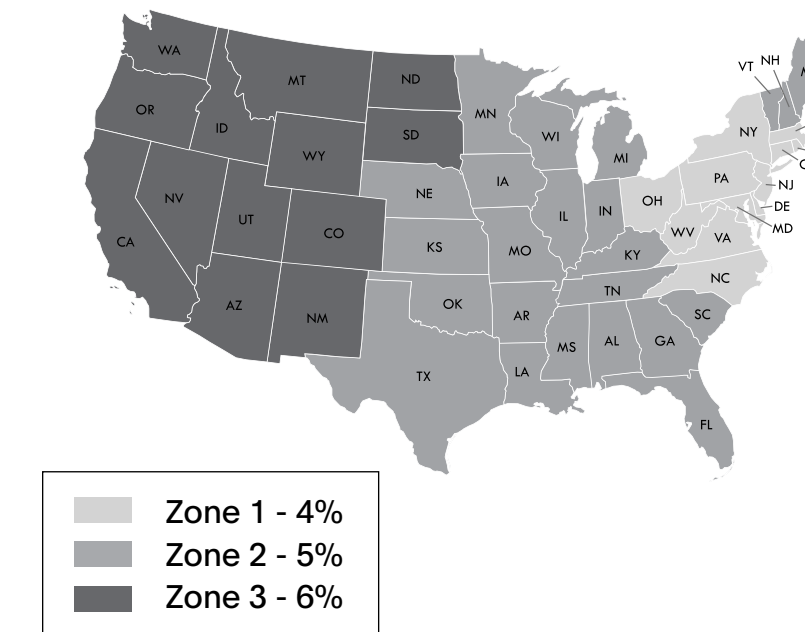
Through our partnership with ANEW, a 501(c)(3) nonprofit organization, we offer clients a comprehensive take-back solution for surplus office furniture and materials, regardless of their condition. ANEW's mission aligns with ours—to connect surplus resources with non-profits, public agencies, and underserved communities, minimizing landfill impact and maximizing corporate social responsibility.

By repurposing surplus items, we strengthen community networks and reduce environmental impact. Stylex proudly supports ANEW, integrating this partnership into our strategic sales strategy since 2014. Learn more at [www.anewfound.org](http://www.anewfound.org).

Initiate a Product Take Back through ANEW by emailing Stylex at [info@stylexdesign.com](mailto:info@stylexdesign.com). For additional end-of-life recovery options, refer to our Product Disassembly Instructions and End of Life Recovery Options documents, available in the Resources section of each product on our website. Together, let's build a sustainable future.

## FREIGHT PROGRAM

Stylex offers a Guaranteed Freight Program, which provides the purchaser the ability to determine shipping and handling charges at the time of order. Freight charges will be calculated as a percentage of the net product price and added to the invoice at the time of shipment. The continental United States has been divided into three zones. Please use the map below to determine the freight charges for the product's destination. There is a minimum freight charge of \$150.



## ZONE 1 - 4%

Connecticut  
Delaware  
New York  
New Jersey  
Maryland  
Massachusetts  
North Carolina  
Ohio  
Pennsylvania  
Rhode Island  
Virginia  
Washington D.C.  
West Virginia

## ZONE 2 - 5%

Alabama  
Arkansas  
Canada, Ontario  
Canada, Quebec  
Florida  
Georgia  
Iowa  
Illinois  
Indiana  
Kansas  
Kentucky  
Louisiana  
Nebraska  
New Hampshire  
Oklahoma  
Maine  
Michigan  
Minnesota  
Mississippi  
South Carolina  
Tennessee  
Texas  
Vermont  
Wisconsin

## ZONE 3 - 6%

Arizona  
California  
Colorado  
Idaho  
Montana  
Nevada  
New Mexico  
North Dakota  
Oregon  
South Dakota  
Utah  
Washington  
Wyoming

## Quote Per Project

Alaska  
Hawaii  
Canada  
(outside Ontario & Quebec)  
Mexico

# General Information

## TEXTILE PARTNERS & APPROVALS

### Textile Partners

To customize your furniture performance needs and design vision, Stylex offers a wide selection of in-graded leathers and textiles from Grades A through Y. We've partnered with leading manufacturers on the options, focusing on color, price, durability, and construction. To view our partners and explore our digital carded program with broadly approved textiles, visit [this page](#). We stand by these textiles: They're tried and tested, and will effortlessly fit into any design aesthetic.

### Textile Approvals

To view Stylex Approved Textile documents to determine specific product approval status, refer to our Product Tested Textiles documents, available in the Resources section of each product on our website.

## CAL 117 AND 133 COMPLIANCE

### CAL 117-2013

All Stylex seating satisfies the requirements of CAL 117-2013 so long as one of our standard or in-graded textiles is applied. COM textiles cannot be so guaranteed. Please contact the supplier of COM's directly to determine the fire retardancy of any COM supplied to us.

### CAL 133

Most Stylex seating can be ordered to meet the requirements of CAL 133. When ordering, simply specify "CAL 133 compliance required". The upcharge for this option is \$54 list per yard. Please refer to the COM yardage of each model to determine the number of yards required. We do frequently require full-scale burn tests in order to certify CAL 133 before an order will be accepted. Such burn tests may increase normal lead times and do carry additional charges. Please contact customer service for details.

## CUSTOMER'S OWN MATERIAL/LEATHER

Customer's own material (COM) and customer's own leather (COL) will generally be upholstered at the price designated in each product's price list. Please be advised, however, that we specifically reserve the right to charge a higher price when we determine that special circumstances, such as unusual repeats or challenging materials, present themselves. All orders for custom coverings must be approved by Stylex before they will be accepted for production. To submit proposed textile for approval, please use the COM form [here](#).

### Special Note:

We assume no responsibility for the durability or tailoring quality of any COM or COL. Directional covers in particular may not meet your satisfaction due to the design of certain products. Please be advised that COM and COL orders are not subject to return. If you have doubts about the ultimate appearance of certain coverings, please order a sample done with that specific COM or COL. In addition, while we inspect textiles for mill imperfections, some are difficult to recognize. We cannot be responsible for defects, color inaccuracies, dye lot variations, or other flaws.

Under no circumstances will we be responsible for COM shortages, flaws, or other such problems. Finally, it is not our responsibility to police the receipt of COM's in order to meet delivery deadlines, and we assume our customers are aware of any undue delay in the shipment of their COM textiles.

### COM textile and COL leather should be sent prepaid to: Stylex

**Attn: COM/COL - [Your PO #]  
740 Coopertown Road  
Delanco, NJ 08075**

**Clearly mark textile or leather with the dealer's name, purchase order number, and furniture model number of the item to be covered. Actual furniture orders should include the same information, as well as a description of the textile or leather, including pattern and color number, in order to provide a cross reference.**

Yardage requirements shown in the price list are based on non-directional goods of 54" width. Textiles less than 54" wide or those requiring matching (stripes, prints, or large patterned designs) call for additional yardage. We will be happy to supply yardage requirements for large quantities where economies may be realized.

### Add the following yardage for stripes, plaids, or patterns with repeats:

Textile Width	Plain Textile	2-14" Repeat	15-24" Repeat	25-27" Repeat	28-36" Repeat
54"	0%	10%	15%	20%	25%
50"	10%	20%	25%	30%	35%
48"	15%	25%	30%	35%	40%
45"	40%	50%	55%	60%	65%
36"	50%	60%	65%	70%	75%

## COM/COL FORM

To avoid delay in processing COM orders we request that you submit a sample of your COM textile stapled to this form which can be downloaded [here](#). If a textile has a stripe or design, the size of the repeat should be indicated. Please indicate the textile supplier's name, textile number, and color. Also indicate the Stylex product on which the textile will be used.

The textile supplier must indicate on his shipping labels the dealer name and purchase order number as well as the Stylex model number.

### Please Note:

No order may be entered into production or have a shipping date assigned until all related COM is received at the factory.



CENTER OF STRIPE OR DESIGN

TOP	TOP
-----	-----

1. Size of Repeat

2. Textile Supplier

3. Textile Number

4. Color

5. Stylex Product

# Contents

<hr/>	
<a href="#">COLORS, MATERIALS, AND FINISHES</a>	<a href="#">5</a>
<hr/>	
<a href="#">STATEMENT OF LINE</a>	<a href="#">6</a>
<hr/>	
<a href="#">DIMENSIONS</a>	<a href="#">7</a>
<hr/>	
<a href="#">HOW TO ORDER</a>	<a href="#">8</a>
<hr/>	
<a href="#">PRICING</a>	<a href="#">9</a>
<hr/>	

CLICK THE TITLES ABOVE TO NAVIGATE THROUGH THE DOCUMENT  
PRODUCT HEADERS ON SUBSEQUENT PAGES LINK BACK TO THIS PAGE


# Nestle

COLORS, MATERIALS, AND FINISHES


---

## POWDER COAT FINISH


---




MILK  
(MK)




SAND  
(SD)




PALE YELLOW  
(PY)




YELLOW  
(YL)




ORANGE  
(OR)




TERRACOTTA  
(TC)




RED  
(RD)




RED ORANGE  
(RO)




RUSTY RED  
(RR)




DUSTY PINK  
(DP)




MEADOW GREEN  
(MG)




FOREST GREEN  
(FG)




SOFT BLUE  
(SB)



BLUE  
(BL)




NAVY  
(NV)




LIGHT GRAY  
(LG)




CHAMPAGNE  
(CP)




METALLIC SILVER  
(MS)




NICKEL  
(NK)




BRASS  
(BR)



TAUPE  
(TP)




DARK BRONZE  
(DB)




DARK GRAY  
(DG)



TEXTURED SLATE  
(TS)



BLACK TWILIGHT  
(BT)




BLACK MATTE  
(BM)


---

## METAL FINISH

---



CHROME  
(CH)



POLISHED  
ALUMINUM  
(AL)

---

## WOOD LEG FINISH


---



MAPLE  
(83)




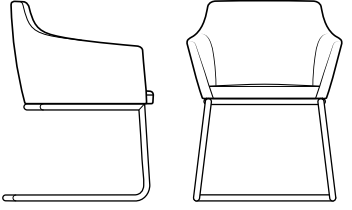
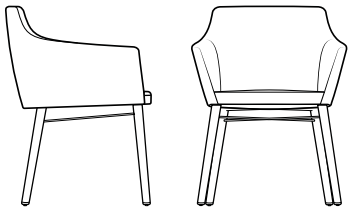
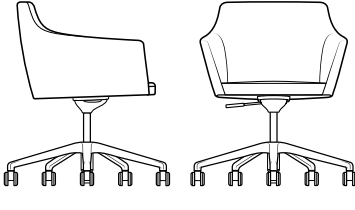
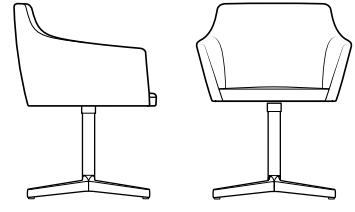
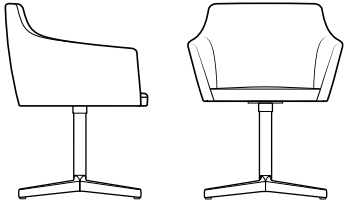
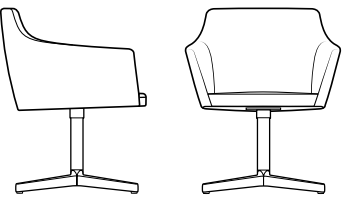

WHITE OAK  
(81)



WALNUT  
(85)

# Nestle

## SPECIFICATION GUIDE: STATEMENT OF LINE & DIMENSIONS

OVERVIEW	GUEST			LOUNGE		ADJUSTABLE HEIGHT	
	<b>Mitered Sled</b> 	<b>Cantilever Sled</b> 	<b>Wood Metal Leg</b> 			<b>Five Blade</b> 	
	<b>Swivel Cast Aluminum</b> 	<b>Swivel Return Cast Aluminum</b> 		<b>Swivel Cast Aluminum</b> 	<b>Swivel Return Cast Aluminum</b> 		

### PRODUCT INFORMATION

#### Design

Brad Ascalon

#### Bases

Sled bases utilize steel tubing. Both 4-blade and 5-blade bases are cast aluminum. Wood Legs are braced with a steel cross-structure beneath the seat. The wood legs are produced from either White Oak, Maple, or Walnut.

All sled base components, as well as the steel cross-structure on 4-leg wood bases, may be ordered in bright chrome, or one of our powder coat finishes. The 4-blade and 5-blade swivel bases are polished aluminum or powder coated.

#### Glides

Glides are either plastic or plastic with felt pads. Please note that felt pad glides are not available on models with Aluminum or Cantilever bases.

#### Performance Standards

Manufactured to comply with:

- ANSI/BIFMA X5.1 General-Purpose Office Chairs - Tests

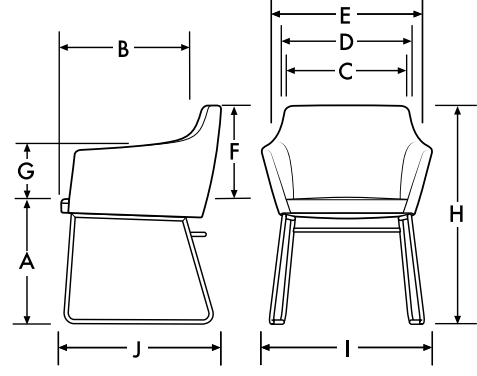
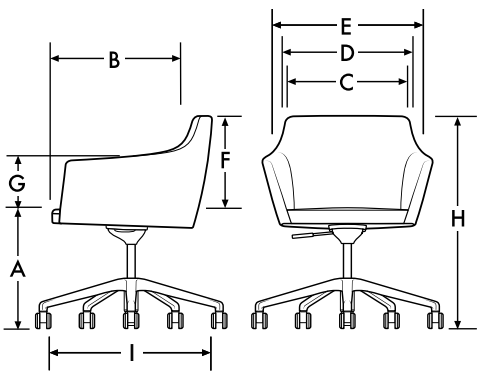
#### Environment

Greenguard Certified

# Nestle

## SPECIFICATION GUIDE: STATEMENT OF LINE & DIMENSIONS

### DIMENSIONS

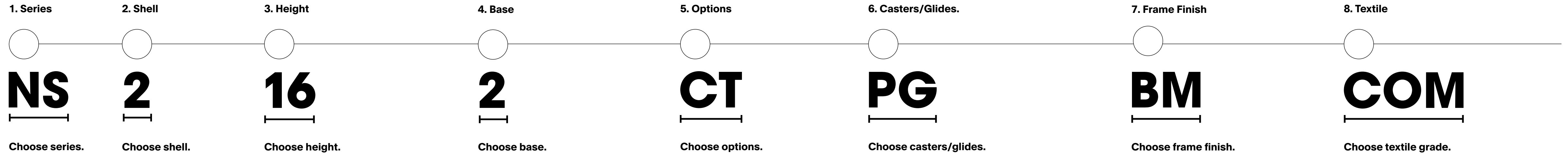
	<b>Mitered Sled Guest</b>	<b>Cantilever Sled Guest</b>	<b>Wood Metal Leg Guest</b>	<b>Swivel Cast Aluminum, Guest</b>	<b>Swivel Return Cast Aluminum Guest</b>	<b>Swivel Cast Aluminum Lounge</b>	<b>Swivel Return Cast Aluminum Lounge</b>
<p>A. Seat Height</p> <p>B. Seat Depth</p> <p>C. Seat Width</p> <p>D. Back Width</p> <p>E. Distance Between Arms</p> <p>F. Back Height</p> <p>G. Arm Height</p> <p>H. Overall Height</p> <p>I. Overall Width</p> <p>J. Overall Depth</p> 	<p>A. 18</p> <p>B. 19.5</p> <p>C. 18</p> <p>D. 19.25</p> <p>E. 22.75</p> <p>F. 14</p> <p>G. 8</p> <p>H. 33</p> <p>I. 25.75</p> <p>J. 23.75</p>	<p>A. 18"</p> <p>B. 19.5"</p> <p>C. 18"</p> <p>D. 19.25"</p> <p>E. 22.75"</p> <p>F. 14"</p> <p>G. 8"</p> <p>H. 33"</p> <p>I. 25.75"</p> <p>J. 25"</p>	<p>A. 18</p> <p>B. 19.5</p> <p>C. 18</p> <p>D. 19.25</p> <p>E. 22.75</p> <p>F. 14</p> <p>G. 8</p> <p>H. 32.75</p> <p>I. 25.75</p> <p>J. 24.25"</p>	<p>A. 18</p> <p>B. 19.5</p> <p>C. 18</p> <p>D. 19.25</p> <p>E. 22.75</p> <p>F. 14</p> <p>G. 8</p> <p>H. 32.5</p> <p>I. 25.75</p> <p>J. 24.25"</p>	<p>A. 18</p> <p>B. 19.5</p> <p>C. 18</p> <p>D. 19.25</p> <p>E. 22.75</p> <p>F. 14</p> <p>G. 8</p> <p>H. 32.5</p> <p>I. 25.75</p> <p>J. 24.25"</p>	<p>A. 16.5"</p> <p>B. 19.5"</p> <p>C. 18"</p> <p>D. 19.25"</p> <p>E. 22.75"</p> <p>F. 14"</p> <p>G. 8"</p> <p>H. 30"</p> <p>I. 25.75"</p> <p>J. 24.25"</p>	<p>A. 16.5"</p> <p>B. 19.5"</p> <p>C. 18"</p> <p>D. 19.25"</p> <p>E. 22.75"</p> <p>F. 14"</p> <p>G. 8"</p> <p>H. 30"</p> <p>I. 25.75"</p> <p>J. 24.25"</p>
<p>A. Seat Height</p> <p>B. Seat Depth</p> <p>C. Seat Width</p> <p>D. Back Width</p> <p>E. Distance Between Arms</p> <p>F. Back Height</p> <p>G. Arm Height</p> <p>H. Overall Height</p> <p>I. Overall Depth Chair</p> 	<p><b>Five Blade Cast Aluminum</b></p> <p>A. 15.4" - 20.4"</p> <p>B. 19.5"</p> <p>C. 18"</p> <p>D. 19.25"</p> <p>E. 22.75"</p> <p>F. 14"</p> <p>G. 8"</p> <p>H. 28.5" - 33.5"</p> <p>I. 24.25"</p>						

# Nestle

SPECIFICATION GUIDE: HOW TO ORDER

## MODEL CODE BREAKDOWN

Sample Model Code: NS2162CTPGBMCOM



**Series**  
NS – NESTLE

**Shell Type**  
2 – UPHOLSTERED

**Height Options**  
16 – LOUNGE HEIGHT  
18 – GUEST HEIGHT  
40 – ADJUSTABLE HEIGHT SWIVEL

**Base Opitons**  
2 – MITERED SLED  
3 – CANTILEVER SLED  
5 – WOOD METAL LEG  
7 – SWIVEL CAST ALUMINUM  
8 – SWIVEL RETURN CAST ALUMINUM  
9 – FIVE-BLADE ALUMINUM BASE

**Options**  
DF1 – DUAL UPHOLSTERY  
CT – CONTRASTING THREAD

**Glides**  
PG – PLASTIC GLIDES  
FG – PLASTIC GLIDES WITH FELT PADS  
AG – ADJUSTABLE GLIDES

**Black Casters**  
BS – BLACK TRIM SOFT WHEEL  
CC – CHROME TRIM CASTERS  
CS – CHROME TRIM SOFT WHEEL

**Gray Casters**  
GC – GRAY CARPET CASTERS

**Frame Color**  
**Standard Powder Coat**  
BL – BLUE  
BM – BLACK MATTE  
BR – BRASS  
BT – BLACK TWILIGHT  
CP – CHAMPAGNE  
DB – DARK BRONZE  
DG – DARK GRAY  
DP – DUSTY PINK  
FG – FOREST GREEN  
LG – LIGHT GRAY  
MG – MEADOW GREEN  
MK – MILK  
MS – METALLIC SILVER  
NK – NICKEL  
NV – NAVY  
OR – ORANGE  
PY – PALE YELLOW  
RD – RED  
RO – RED ORANGE  
RR – RUSTY RED  
SB – SOFT BLUE  
SD – SAND  
TC – TERRACOTTA  
TP – TAUPE  
TS – TEXTURED SLATE  
YL – YELLOW

**Other**  
CH – CHROME

**Wood Finish**  
81 – WHITE OAK  
83 – NATURAL MAPLE  
85 – WALNUT  
09 – CUSTOM COLOR MATCH


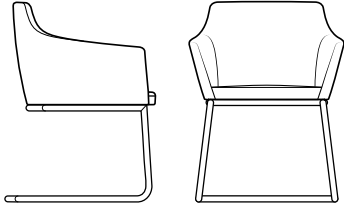
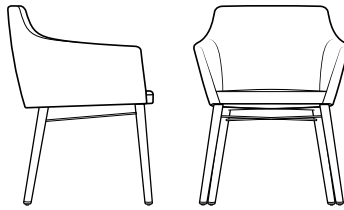
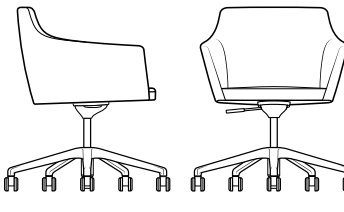
**Textile**  
**Textile Grades**  
COM – CUSTOMER'S OWN MATERIAL  
A – GRADE A  
B – GRADE B  
C – GRADE C  
D – GRADE D  
E – GRADE E  
F – GRADE F  
G – GRADE G  
H – GRADE H  
I – GRADE I  
J – GRADE J  
K – GRADE K  
L – GRADE L  
M – GRADE M

**Leather Grades**  
COL – CUSTOMER'S OWN LEATHER  
W – GRADE W  
X – GRADE X  
Y – GRADE Y  
E1 – GRADE E1  
E2 – GRADE E2



# Nestle

## PRICING

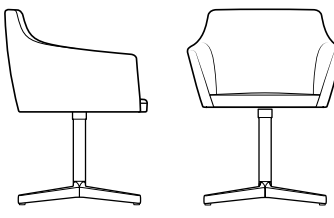
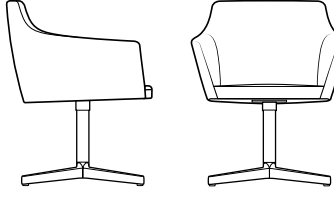
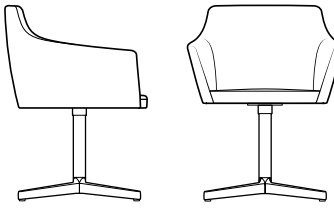
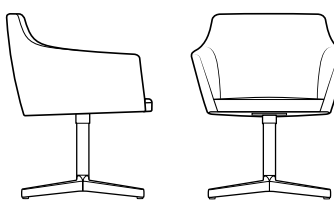
TITLE	SERIES	SEAT	FRAME	DIMENSIONS	COM YDG	COL SQFT	Textile Upholstery Grades										Leather Upholstery Grades							
							COM	A	B	C	D	E	F	G	H	I	W	X	Y	E1	E2			
<b>Mitered Sled Frame</b> 	NS	218	2	25.75W x 23.75D x 33H	2.25	30	1,647	1,825	1,924	2,018	2,114	2,211	2,318	2,424	2,552	2,712	2,354	2,532	3,116	3,382	3,991			
<b>Cantilever Sled Frame</b> 	NS	218	3	25.75W x 25D x 33H	2.25	30	1,647	1,825	1,924	2,018	2,114	2,211	2,318	2,424	2,552	2,712	2,354	2,532	3,116	3,382	3,991			
<b>Wood Metal Leg Frame</b> 	NS	218	5	25.75W x 24.25D x 32.75H	2.25	30	1,933	2,112	2,208	2,306	2,400	2,498	2,605	2,710	2,835	2,999	2,642	2,818	3,416	3,669	4,290			
<b>Five-Blade Aluminum Base</b> 	NS	240	9	25.75W x 24.25D x 28.5 - 33.5H	2.25	30	1,933	2,112	2,208	2,306	2,400	2,498	2,605	2,710	2,835	2,999	2,642	2,818	3,416	3,669	4,290			

### To Order Select Below

<p><b>1. Series</b></p> <p>● <b>Series</b></p> <p>NS NESTLE</p>	<p><b>2. Shell</b></p> <p>● <b>Shell</b></p> <p>2 UPHOLSTERED</p>	<p><b>3. Height</b></p> <p>● <b>Height</b></p> <p>18 GUEST HEIGHT ADJUSTABLE 40 HEIGHT SWIVEL</p>	<p><b>4. Base</b></p> <p>● <b>Base</b></p> <p>2 MITERED SLED 3 CANTILEVER SLED 5 WOOD METAL LEG FIVE-BLADE 9 ALUMINUM BASE</p> <p>Cylinder color will match the frame if the frame finish is black matte, light gray, or milk. Otherwise, the cylinder will be chrome.</p>	<p><b>5. Options</b></p> <p>● <b>Options</b></p> <p>DF1 DUAL UPHOLSTERY CONTRASTING CT THREAD</p> <p><b>Dual Upholstery:</b> Back Shell Upholstery 1.7 yds 25 sqft</p> <p>Seat Upholstery 0.75 yds 10 sqft</p>	<p><b>6. Casters/Glides</b></p> <p>● <b>Glides</b></p> <p>PG PLASTIC GLIDES PLASTIC GLIDES FG WITH FELT PADS</p> <p>● <b>Casters</b></p> <p>BS SOFT WHEEL CASTER <b>+43</b> CHROME TRIM CC CARPET CASTER <b>+98</b> CHROME TRIM CS SOFT WHEEL CASTER <b>+124</b> GC GRAY CARPET CASTER <b>+28</b> GRAY TRIM GS SOFT WHEEL CASTER <b>+53</b></p> <p>9 Only casters available on five-blade base. Black carpet casters are used on five blade base unless other caster option is chosen.</p>	<p><b>5. Frame Finish</b></p> <p>● <b>Powder Coat</b></p> <p>BL BLUE BM BLACK MATTE BR BRASS BT BLACK TWILIGHT CP CHAMPAGNE DB DARK BRONZE DG DARK GRAY DP DUSTY PINK FG FOREST GREEN</p> <p>● <b>Other</b></p> <p>CH CHROME <b>+147</b> AL POLISHED ALUMINUM</p> <p>Chrome available for non-bladed bases. Polished aluminum available for bladed bases.</p>	<p><b>7. Upholstery</b></p> <p>● <b>See general information section for details on textile program and COM/COL information.</b></p> <p>● <b>Wood</b></p> <p>81 WHITE OAK 83 NATURAL MAPLE 85 WALNUT <b>+129</b> 09 CUSTOM COLOR MATCH</p> <p>There is a 20 chair minimum for custom wood color match.</p>
---	---	---	--	--	--	---	---

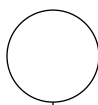
# Nestle

## PRICING

TITLE	SERIES	SEAT	FRAME	DIMENSIONS	COM	COL	Textile Upholstery Grades											Leather Upholstery Grades						
							YDG	SQFT	COM	A	B	C	D	E	F	G	H	I	W	X	Y	E1	E2	
Swivel Cast Aluminum Base, Guest Height 	NS	218	7	25.75W x 24.25D x 32.5H	2.25	30	1,718	1,897	1,993	2,092	2,186	2,284	2,391	2,496	2,621	2,784	2,426	2,604	3,190	3,453	4,067			
Swivel Cast Aluminum Base, Lounge Height 	NS	216	7	25.75W x 24.25D x 32.5H	2.25	30	1,718	1,897	1,993	2,092	2,186	2,284	2,391	2,496	2,621	2,784	2,426	2,604	3,190	3,453	4,067			
Swivel Return Cast Aluminum Base, Guest Height 	NS	218	8	25.75W x 24.25D x 32.5H	2.25	30	1,898	2,075	2,172	2,268	2,365	2,463	2,568	2,676	2,801	2,963	2,605	2,783	3,379	3,632	4,253			
Swivel Return Cast Aluminum Base, Lounge Height 	NS	216	8	25.75W x 24.25D x 32.5H	2.25	30	1,898	2,075	2,172	2,268	2,365	2,463	2,568	2,676	2,801	2,963	2,605	2,783	3,379	3,632	4,253			

### To Order Select Below

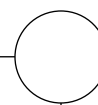
#### 1. Series



##### Series

NS NESTLE

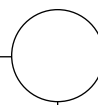
#### 2. Shell



##### Shell

2 UPHOLSTERED

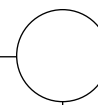
#### 3. Height



##### Height

16 LOUNGE HEIGHT  
18 GUEST HEIGHT

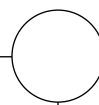
#### 4. Base



##### Base

7 SWIVEL CAST ALUMINUM  
8 SWIVEL RETURN CAST ALUMINUM

#### 5. Options



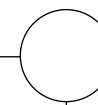
##### Options

DF1 DUAL UPHOLSTERY  
ADJUSTABLE GLIDES **+14**  
AG  
CT CONTRASTING THREAD

**Dual Upholstery:**  
Back Shell Upholstery  
1.7 yds  
25 sqft

Seat Upholstery  
0.75 yds  
10 sqft

#### 6. Frame Finish



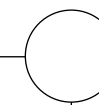
##### Powder Coat

BL BLUE	LG LIGHT GRAY	RO RED ORANGE
BM BLACK MATTE	MG MEADOW GREEN	RR RUSTY RED
BR BRASS	MK MILK	SB SOFT BLUE
BT BLACK TWILIGHT	MS METALLIC SILVER	SD SAND
CP CHAMPAGNE	NK NICKEL	TC TERRACOTTA
DB DARK BRONZE	NV NAVY	TP TAUPE
DG DARK GRAY	OR ORANGE	TS TEXTURED SLATE
DP DUSTY PINK	PY PALE YELLOW	YL YELLOW
FG FOREST GREEN	RD RED	

##### Other

AL POLISHED ALUMINUM

#### 7. Upholstery



See [general information section](#) for details on textile program and COM/COL information.