

stylex

NYC

PRICE LIST

Effective November 01, 2024

General Information

STYLEX PRICE LIST

GENERAL INFORMATION

Terms

Net 30 days from date of invoice,
F. O. B . Delanco, New Jersey.

Damaged Shipments

All Stylex products are carefully inspected before they are packed in sturdy cartons designed to satisfy shipping requirements. Stylex is not responsible for damage in shipment. The transportation company assumes responsibility for delivering products to you in good condition when the bill of lading is signed. You protect yourself by refusing shipments showing damage or shortage until transportation company has noted on the delivery sheet the extent of damage or shortage. Concealed damage should be reported to the carrier as soon as discovered, but no later than 5 days after receiving shipment.

Return/Restocking Policy

Return shipments will not be accepted unless specifically authorized by Stylex in writing. The Return Authorization number should be clearly marked on the carton. The customer returning Stylex products is responsible for return shipping costs. Merchandise must be returned unused. Returned merchandise is subject to a 35% restocking fee.

Special Products

Modifications to standard products will be considered for large runs. Contact factory for price quotations.

Design Changes

In keeping with modern manufacturing advances, Stylex reserves the right to incorporate minor modifications and design changes in products without notice.

Cancellation/Change Order Policy

Regarding requests for order cancellation and/or order modification, please be advised that no charges will be applied before production, unless inventory has been specifically requisitioned to fulfill your order. Once orders proceed to the production phase, they cannot be altered or canceled under any circumstances. All requests for order cancellations or order changes must be submitted in writing and will only be considered valid upon approval by Stylex.

WARRANTY

Except as provided below, Stylex warrants exclusively to the original Purchaser of our product that all parts, under normal use and service, will be free from defects in workmanship and material for a period of ten (10) years from the date of purchase. "Normal use and service" means that the product will be used in a typical office environment for 40-45 hours per week.

This warranty is subject to the following limitations, exclusions and provisions:

Limitations involving materials and components:

Wood components of plywood stacking chairs
(such as Brooks and Welcome)
5 years

Upholstery

(including mesh used for Click, F4, Insight, and Zephyr Mesh)
3 years

SAVA Mesh

10 years

Pneumatic Cylinders

3 years

COM Upholstery

No warranty
Upholstery it approves is suitable for the intended use. Nevertheless, we will not warrant, and assume no responsibility for, the durability or tailoring quality of any COM or COL . If you have any concerns about the ultimate appearance of any covering, please order an upholstered sample.

Painted Stack Chair Frames

No Warranty
We will not warrant the finish of painted stack chair frames against damage from stacking. Please order chrome frames for chairs that will be stacked.

Felt Glides

No warranty
Due to the different surfaces on which felt glides may be used, we cannot warrant their durability over time.

If this product fails during normal use and service within the applicable warranty period (other than through normal wear and tear), please submit a warranty claim at stylexdesign.com/warranty-claim/. Quantity, model details, description of issue, and Stylex certified labels are required for submission. PLEASE DO NOT RETURN PARTS OR THE PRODUCT TO STYLEX UNLESS INSTRUCTED TO DO SO BY STYLEX. Stylex will, at its discretion, either repair or replace the defective product or part at no cost. Labor requests must receive approval and will be authorized on a case-by-case basis. We will only reimburse for labor costs directly incurred, excluding any travel-related expenses. Purchaser may be required (at the option of Stylex) to return to Stylex at Purchaser's expense any defective part with all freight or shipping charges prepaid. The foregoing warranty shall be void if the product has been altered or repaired (other than by Stylex). The warranty does not cover damage to the product caused by accident, neglect, misuse, abuse, modification to the product by anyone other than Stylex or damage caused by use of the product for a purpose other than that for which it was designed. This warranty extends only to the original Purchaser of the product.

No Other Warranties

This warranty is in lieu of all other warranties, expressed or implied, including, but not limited to, implied warranties of merchantability and fitness for a particular purpose. The rights and remedies provided herein are the exclusive rights and remedies of the original purchaser of the product.

No Liability For Damages

In no event shall Stylex or its suppliers be responsible or liable for any special, indirect, consequential, or incidental damages. In no event shall the liability of Stylex exceed the actual purchase price paid to Stylex for the product.

Out of Warranty Products

For all products no longer covered by our warranty, please refer to our Design for Durability and Upgradability Policy. Contact your Account Manager if you would like to purchase any replaceable components to further extend the life of any Stylex seating product. This warranty applies to all Stylex products purchased on April 13, 2018, and thereafter.

PRODUCT TAKE BACK PROGRAM

In order to be good stewards of our products, Stylex offers a pathway towards a Product Take Back Program as a more viable solution to the end of our products' originally intended life.

Stylex supports the sustainable programs of ANEW and offers their added value to our clients through a comprehensive take-back solution for surplus office furniture and materials of any kind, in any condition. ANEW is a 501(c)(3) non-profit organization that exists to provide companies with smart, cost effective alternatives for their surplus furniture and other items with the priority of matching it to non- profits, public agencies and the underserved, within the local community of the project site. Corporate Social Responsibility is raised while the impact on the environment is lowered by diverting products and materials otherwise destined for landfill.

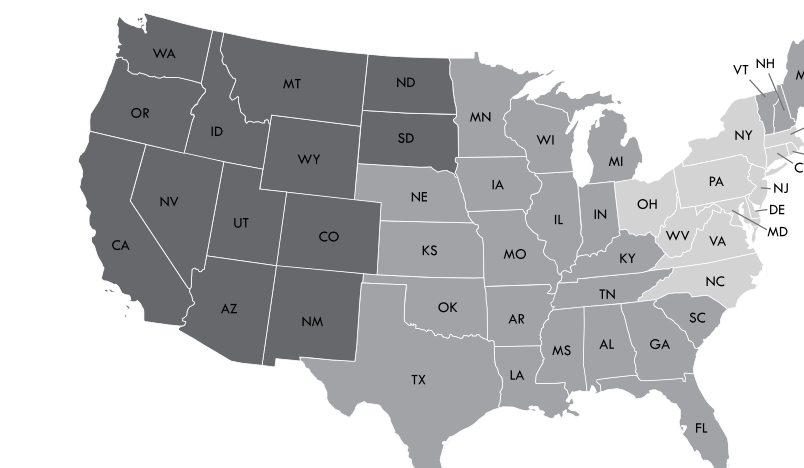
Stylex is proud to offer ANEW to customers dedicated to strengthening their community network by repurposing their furniture, fixtures and architectural materials to those in need. In 2014, Stylex committed to making this relationship a part of our strategic sales strategy. Visit www.anewfound.org to find out more.

To initiate a Product Take Back strategy through ANEW, contact Stylex Account Management at 800-257-5742.

For other end of life recovery options, please see our Product Disassembly Instructions and End of Life Recovery Options documents available on our website in the resources section of each product in our line.

FREIGHT PROGRAM

Freight charges will be calculated as a percentage of the net product price and added to the invoice at the time of shipment. The continental United States has been divided into three zones. Please use the map below to determine freight charges for the product's destination. Minimum freight charge is \$250. Please let us know if you will be shipping to a residential address or require inside delivery as this requires an additional fee. Also please note we need to be made aware if a liftgate is required prior to delivery. If any requests are made at the time of delivery, applicable charges will apply.



Zone 1 - 4%
Zone 2 - 5%
Zone 3 - 6%

ZONE 1 - 4%

Connecticut
Delaware
New York
New Jersey
Maryland
Massachusetts
North Carolina
Ohio
Pennsylvania
Rhode Island
Virginia
Washington D.C.
West Virginia

ZONE 2 - 5%

Alabama
Arkansas
Canada, Ontario
Canada, Quebec
Florida
Georgia
Iowa
Illinois
Indiana
Kansas
Kentucky
Louisiana
Nebraska
New Hampshire
Oklahoma
Maine
Michigan
Minnesota
Missouri
Mississippi
South Carolina
Tennessee
Texas
Vermont
Wisconsin

ZONE 3 - 6%

Arizona
California
Colorado
Idaho
Montana
Nevada
New Mexico
North Dakota
Oregon
South Dakota
Utah
Washington
Wyoming

Quote Per Project
Alaska
Hawaii
Canada
(outside Ontario & Quebec)
Mexico

General Information

STYLEX PRICE LIST

TEXTILE PARTNERS & APPROVALS

Textile Partners

To customize your furniture performance needs and design vision, Stylex offers a wide selection of in-graded leathers and textiles from Grades A through Y. We've partnered with leading manufacturers on the options, focusing on color, price, durability, and construction. To view our partners and explore our digital carded program with broadly approved textiles, visit [this page](#). We stand by these textiles: They're tried and tested, and will effortlessly fit into any design aesthetic.

Textile Approvals

All textiles must be approved for the product you are specifying. For the related approved textile lists, visit [this page](#).

CAL 117 AND 133 COMPLIANCE

CAL 117-2013

CAL 117-2013 compliance is a requirement for all textiles applied on our seating products. All Stylex seating products meet this standard.

CAL 133

Most Stylex seating can be ordered to meet the requirements of CAL 133. When ordering, simply specify "CAL 133 compliance required". The upcharge for this option is \$54 list per yard. Please refer to the COM yardage of each model to determine the number of yards required. We do frequently require full-scale burn tests in order to certify CAL 133 before an order will be accepted. Such burn tests may increase normal lead times and do carry additional charges. Please contact your Stylex account manager for details.

CUSTOMER'S OWN MATERIAL/LEATHER

Customer's own material (COM) and customer's own leather (COL) will generally be upholstered at the price designated in each product's price list. Please be advised, however, that we specifically reserve the right to charge a higher price when we determine that special circumstances, such as unusual repeats or challenging materials, present themselves. All orders for custom coverings must be approved by Stylex before they will be accepted for production. To submit proposed textile for approval, please use the COM form [here](#).

Special Note:

We assume no responsibility for the durability or tailoring quality of any COM or COL. Directional covers in particular may not meet your satisfaction due to the design of certain products. Please be advised that COM and COL orders are not subject to return. If you have doubts about the ultimate appearance of certain coverings, please order a sample done with that specific COM or COL. In addition, while we inspect fabrics for mill imperfections, some are difficult to recognize. We cannot be responsible for defects, color inaccuracies, dye lot variations, or other flaws.

Under no circumstances will we be responsible for COM shortages, flaws, or other such problems. Finally, it is not our responsibility to police the receipt of COM's in order to meet delivery deadlines, and we assume our customers are aware of any undue delay in the shipment of their COM fabrics.

COM fabric and COL leather should be sent prepaid to: Stylex

Attn: COM/COL - [Your Stylex PO #]
740 Coopertown Road
Delanco, NJ 08075

All COM/COL sent to Stylex must be accompanied with a packing list which indicates the dealers' name, Stylex corresponding PO number, sales order number, COM/COL supplier name, textile pattern, colorway and shipped quantity. Stylex requires COM to be sent in as continuous yardage in the same dielot.

Yardage requirements shown in the price list are based on non-directional goods of 54" width. Fabrics less than 54" wide or those requiring matching (stripes, prints, or large patterned designs) call for additional yardage. We will be happy to supply yardage requirements for large quantities where economies may be realized.

Add the following yardage for stripes, plaids, or patterns with repeats:

Fabric Width	Plain Fabric	2-14" Repeat	15-24" Repeat	25-27" Repeat	28-36" Repeat
54"	0%	10%	15%	20%	25%
50"	10%	20%	25%	30%	35%
48"	15%	25%	30%	35%	40%
45"	40%	50%	55%	60%	65%
36"	50%	60%	65%	70%	75%

COM/COL FORM

To avoid delay in processing COM orders we request that you submit a sample of your COM textile stapled to this form which can be downloaded [here](#). If a textile has a stripe or design, the size of the repeat should be indicated. Please indicate the textile supplier's name, textile number, and color. Also indicate the Stylex product on which the textile will be used. If a certain direction of application is required, please ensure that information is communicated directly to your Stylex account manager.

The fabric supplier must indicate on his shipping labels the dealer name and purchase order number as well as the Stylex model number.

Please Note:

No order may be entered into production or have a shipping date assigned until all related COM is received at the factory.



CENTER OF STRIPE OR DESIGN

TOP OF CHAIR	TOP OF CHAIR
--------------	--------------

1. Size of Repeat

2. Textile Supplier

3. Textile Number

4. Color

5. Stylex Product

Contents


<hr/>		<hr/>	
COLORS, MATERIALS, AND FINISHES	5	STANDARD	15
<hr/>		<hr/>	
STATEMENT OF LINE	6	WRAP-OVER	22
<hr/>		<hr/>	
OPTIONS AND POWER	7	RELAXED	29
<hr/>		<hr/>	
DIMENSIONS	8	LOOSE	36
<hr/>		<hr/>	
IDEA STARTERS AND ORDERING GUIDE	11	ARMS, TABLES, AND PILLOWS	53
<hr/>		<hr/>	
HOW TO ORDER	12		
<hr/>			

CLICK THE TITLES ABOVE TO NAVIGATE THROUGH THE DOCUMENT
PRODUCT HEADERS ON SUBSEQUENT PAGES LINK BACK TO THIS PAGE


NYC

COLORS, MATERIALS, AND FINISHES


POWDER COATED METAL




MILK
(MK)




SAND
(SD)




PALE YELLOW
(PY)




TERRACOTTA
(TC)




LIPSTICK RED
(LR)



RED ORANGE
(RO)




RUSTY RED
(RR)




DUSTY PINK
(DP)




LIGHT PISTACHIO
(LP)




MEADOW GREEN
(MG)




DARK SAGE
(DG)



SOFT BLUE
(SB)




BLUE
(BL)



MIDNIGHT BLUE
(MB)




LILAC GRAY
(LL)



LIGHT GRAY
(LG)




CHAMPAGNE
(CP)




METALLIC SILVER
(MS)



NICKEL
(NK)




OCHRE
(OC)




TAUPE
(TP)



DARK BRONZE
(DB)




DARK GRAY
(DG)




BLACK MATTE
(BM)

POLISHED METAL




POLISHED
ALUMINUM
(AL)



CHROME
(CH)


CAESARSTONE®




PURE
WHITE
(65)



STATUARIO
NUVO
(96)



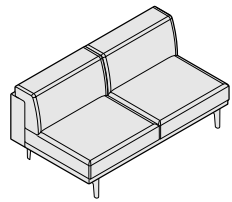
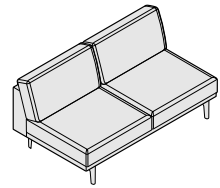

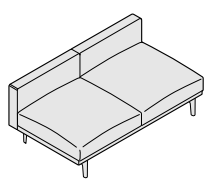
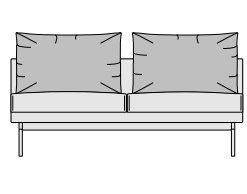
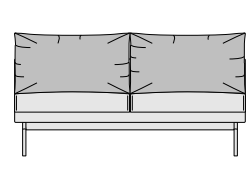
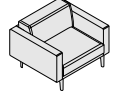
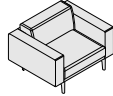
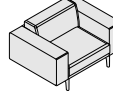

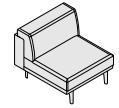
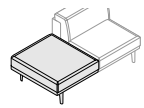
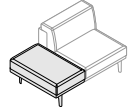
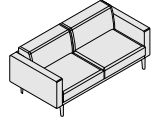
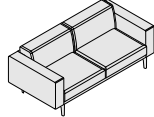
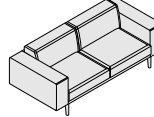
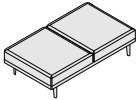
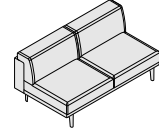
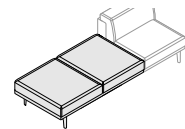
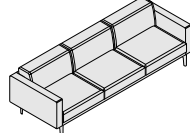
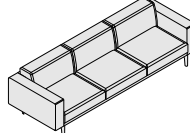
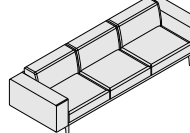
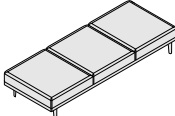
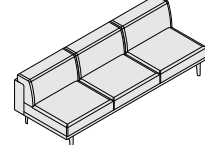
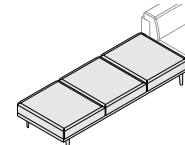
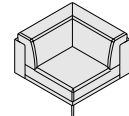
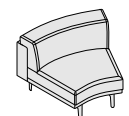

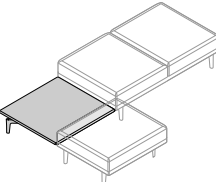
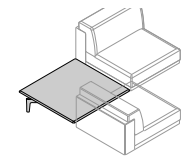
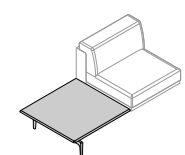
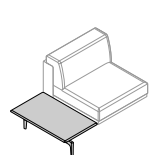

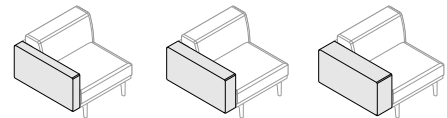
SLEEK
CONCRETE
(52)



JET BLACK
(51)

NYC

SPECIFICATION GUIDE: STATEMENT OF LINE

STYLES							
<p>NYC is offered in the following 6 styles. All styles can be applied to the seat, corner, and bench components listed below.</p>	Wrap-Over	Standard	Relaxed	Loose No Cushions	Loose Partial Cushions	Loose Full Cushions	
							
OVERVIEW	STAND ALONE				MODULAR		
One-Seat	Club Chair 4" Arms 	Club Chair 6" Arms 	Club Chair 9" Arms 	Bench 	Modular Unit 	In-line Bench 	In-line 2/3 Bench 
Two-Seat	Sofa 4" Arms 	Sofa 6" Arms 	Sofa 9" Arms 	Bench 	Modular Unit 	In-line Bench 	
Three-Seat	Sofa 4" Arms 	Sofa 6" Arms 	Sofa 9" Arms 	Bench 	Modular Unit 	In-line Bench 	
Corner					90° Unit 	135° Unit 	150° Unit 
Table	Bench Corner Table (used with stand alone bench models only) 				Inline Corner Table 	Inline Full Table 	Inline 2/3 Table 
Accessories	Throw Pillow 24×24, 20×20, 18×18, 16×16, 14×20, 16×22, 18" Round 				Modular Arms 4, 6, or 9" 		

PRODUCT INFORMATION

Design

Stylex

Throw Pillow Construction

Throw pillows incorporate down/feather inserts.

Understructure

NYC support frames consist of aluminum legs attached to steel rails. These frames may be powder coated in a variety of finishes, or ordered as polished aluminum with chrome-plated rails. Adjustable glides are standard.

Tables

Caesarstone is available, but surfaces may also be specified and purchased by the customer for installation on site. In either case, the top is supported by a steel plate with four holes. Stylex will supply digital templates for all table styles, or you may request a physical template from Stylex Customer Service.

Testing

Manufactured to comply with:
ANSI/BIFMA X5.4 Public and Lounge Seating Standard

Environment

Greenguard Certified
LEVEL® 2

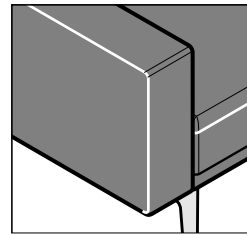
NYC

SPECIFICATION GUIDE: OPTIONS AND POWER

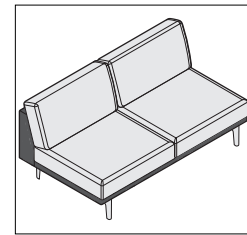
OPTIONS

Upholstery

Contrasting Thread




Dual Upholstery



Welt Cord*



Sewn and Button Tuft*



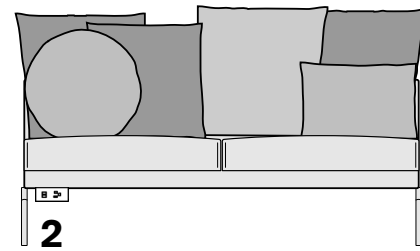
* See pricing pages for model dependent availability

POWER

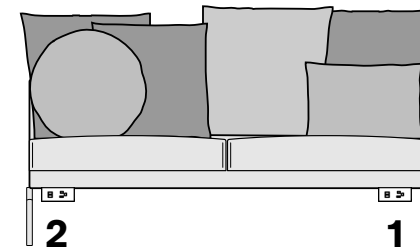
Seating Under Mount
for models with and without arms

POWER PORTS

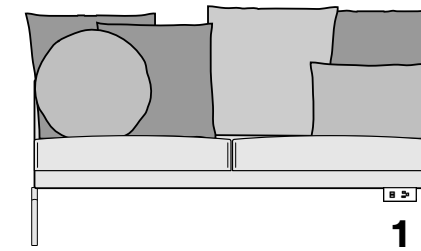
Position 2
(Right)



Position 1 and 2
(Left and Right)

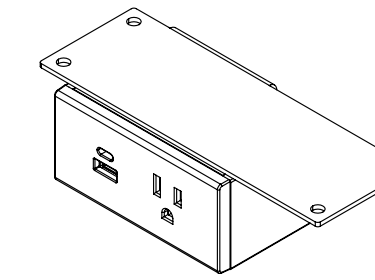


Position 1
(Left)



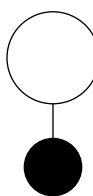
DAISY CHAIN POWER

Modular Power



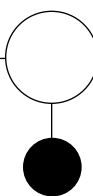
To Order Power Select Below

1. Mount Type



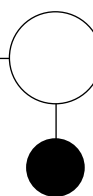
U	UNDER MOUNT
DCU	UNDER MOUNT, DAISY CHAIN

2. Unit Color



B	BLACK
G	GRAY
W	WHITE

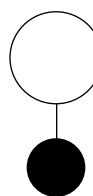
3. Wire/Position



1	POSITION 1	+648
2	POSITION 2	+648
12	POSITION 1 AND 2	+1,295
H1	HARDWIRE POSITION 1	+849
H2	HARDWIRE POSITION 2	+849
H12	HARDWIRE POSITION 1 AND 2	+1,497

Due to frame configurations, power location will need to be verified by Stylex via layout drawing or CET Designer.

5. Daisy Chain Power



NYPBS	NYC POWER SYSTEM	
	SYSTEM INFEED (REQUIRED)	+202
	UNDERMOUNT POWER	+41
	JUMPER EXTENSION (5')	+144

Use CET to determine jumper length and configure daisy chain system. Pricing shown above is in addition to the individual power unit charges in steps 1-3.

PRODUCT INFORMATION

Power

Undermount units can be specified to be hardwired or with a 3-prong plug. The units have one USB-A port, one USB-C port, and a standard, grounded 3-prong electrical outlet. Additional power options include daisy chaining.

Cord Length

Both the standard cord and the conduit whip are 10 feet long. Other lengths may be available as a custom order.

Power Restrictions

Power is not available on corner seats, curved units, or tables. We also do not recommend power unit or daisy chain wires running under tables because they would be visible through the gaps on either side of the table.

Cable Management

All units ship with a cable mount and screw.

Daisy Chain Power

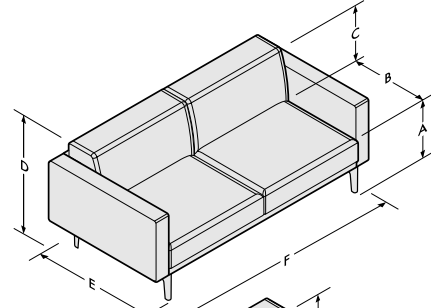
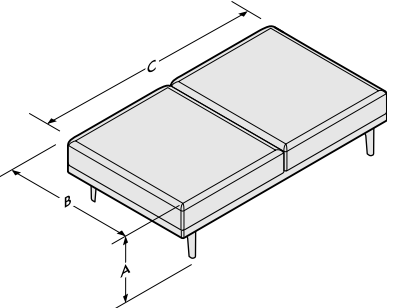
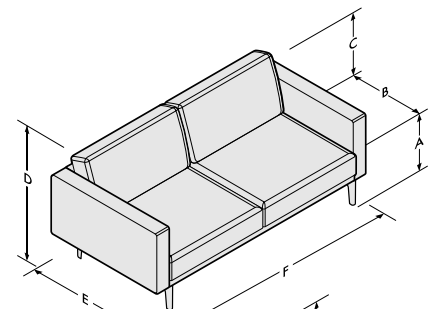
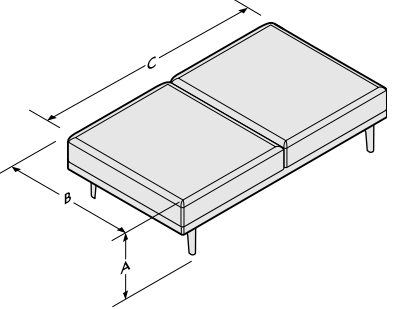
Undermount power can be daisy chained. Up to 8 units can be connected to the same system.

Power Order Entry

Due to frame configurations, power locations will need to be verified by Stylex via layout drawing or CET Designer. CET is required for modular power order entry. All daisy chain units are entered under 1 line item.

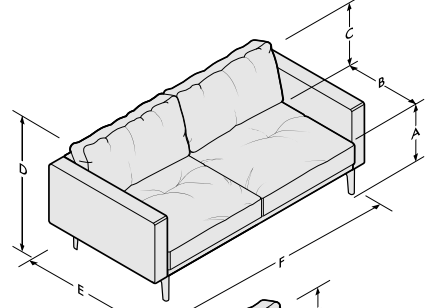
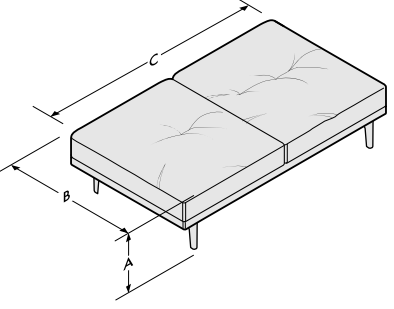
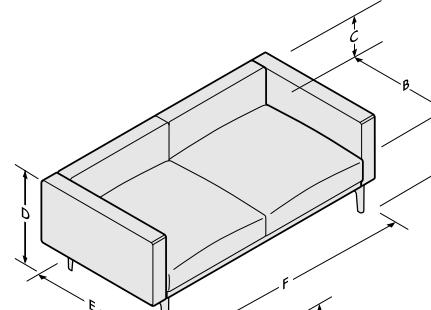
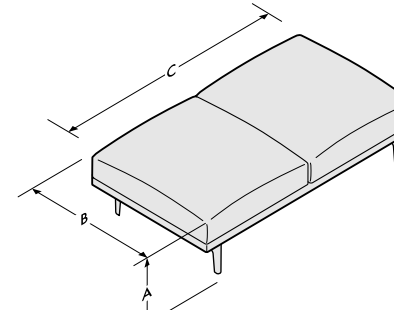
NYC

SPECIFICATION GUIDE: DIMENSIONS, SEATS AND BENCHES

DIMENSIONS - WRAP-OVER		STAND ALONE			MODULAR			
Wrap-Over Seats A. Seat Height B. Seat Depth C. Back Height D. Overall Height E. Overall Depth F1. Overall Width (One-Seat) F2. Overall Width (Two-Seat) F3. Overall Width (Three-Seat)		Models with 4" Arms A. 17.5 B. 22.5 C. 12 D. 29.5 E. 34.5 F1. 38 F2. 68 F3. 98	Models with 6" Arms A. 17.5 B. 22.5 C. 12 D. 29.5 E. 34.5 F1. 42 F2. 72 F3. 102	Models with 9" Arms A. 17.5 B. 22.5 C. 12 D. 29.5 E. 34.5 F1. 48 F2. 78 F3. 108	Armless A. 17.5 B. 22.5 C. 12 D. 29.5 E. 34.5 F1. 30 F2. 60 F3. 90	90° Corner A. 17.5 B. 22.5 C. 12 D. 29.5 E. 34.5 F1. 47.88	135° Corner A. 17.5 B. 22.5 C. 12 D. 29.5 E. 34.5 F1. 42	150° Corner A. 17.5 B. 22.5 C. 12 D. 29.5 E. 34.5 F1. 40.38
	Wrap-Over Benches A. Overall Height B. Overall Depth C. Overall Width		One-Seat Bench A. 17.5 B. 33.5 C. 30	Two-Seat Bench A. 17.5 B. 33.5 C. 60	Three Seat Bench A. 17.5 B. 33.5 C. 90	In-line One-Seat Bench A. 17.5 B. 34.5 C. 30	In-line Two-Seat Bench A. 17.5 B. 34.5 C. 60	In-line Three-Seat Bench A. 17.5 B. 34.5 C. 90
DIMENSIONS - STANDARD		STAND ALONE			MODULAR			
Standard Seats A. Seat Height B. Seat Depth C. Back Height D. Overall Height E. Overall Depth F1. Overall Width (One-Seat) F2. Overall Width (Two-Seat) F3. Overall Width (Three-Seat)		Models with 4" Arms A. 17.5 B. 23.75 C. 13.25 D. 30.75 E. 34.5 F1. 38 F2. 68 F3. 98	Models with 6" Arms A. 17.5 B. 23.75 C. 13.25 D. 30.75 E. 34.5 F1. 42 F2. 72 F3. 102	Models with 9" Arms A. 17.5 B. 23.75 C. 13.25 D. 30.75 E. 34.5 F1. 48 F2. 78 F3. 108	Armless A. 17.5 B. 23.75 C. 13.25 D. 30.75 E. 34.5 F1. 30 F2. 60 F3. 90	90° Corner A. 17.5 B. 23.75 C. 13.25 D. 30.75 E. 34.5 F1. 47.88	135° Corner A. 17.5 B. 23.75 C. 13.25 D. 30.75 E. 34.5 F1. 42	150° Corner A. 17.5 B. 23.75 C. 13.25 D. 30.75 E. 34.5 F1. 40.38
	Standard Benches A. Overall Height B. Overall Depth C. Overall Width		One-Seat Bench A. 17.5 B. 33.5 C. 30	Two-Seat Bench A. 17.5 B. 33.5 C. 60	Three Seat Bench A. 17.5 B. 33.5 C. 90	In-line One-Seat Bench A. 17.5 B. 34.5 C. 30	In-line Two-Seat Bench A. 17.5 B. 34.5 C. 60	In-line Three-Seat Bench A. 17.5 B. 34.5 C. 90

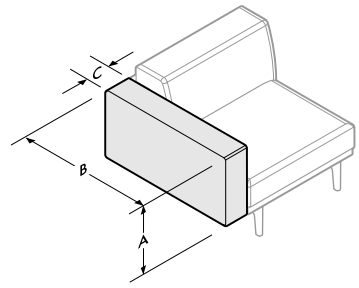
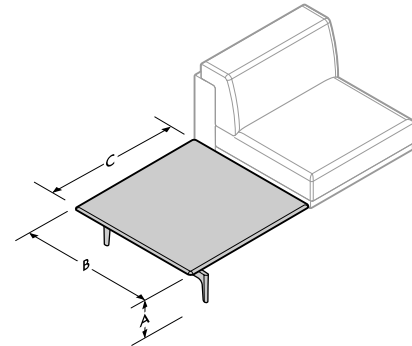
NYC

SPECIFICATION GUIDE: DIMENSIONS, SEATS AND BENCHES

DIMENSIONS - RELAXED		STAND ALONE						MODULAR							
Relaxed Seats A. Seat Height B. Seat Depth C. Back Height D. Overall Height E. Overall Depth F1. Overall Width (One-Seat) F2. Overall Width (Two-Seat) F3. Overall Width (Three-Seat)		Models with 4" Arms		Models with 6" Arms		Models with 9" Arms		Armless		90° Corner		135° Corner		150° Corner	
		A. 17.5 B. 22.5 C. 12 D. 29.5 E. 34.5 F1. 38 F2. 68 F3. 98	A. 17.5 B. 22.5 C. 12 D. 29.5 E. 34.5 F1. 42 F2. 72 F3. 102	A. 17.5 B. 22.5 C. 12 D. 29.5 E. 34.5 F1. 48 F2. 78 F3. 108	A. 17.5 B. 22.5 C. 12 D. 29.5 E. 34.5 F1. 30 F2. 60 F3. 90	A. 17.5 B. 22.5 C. 12 D. 29.5 E. 34.5 F1. 47.88	A. 17.5 B. 22.5 C. 12 D. 29.5 E. 34.5 F1. 42	A. 17.5 B. 22.5 C. 12 D. 29.5 E. 34.5 F1. 40.38							
Relaxed Benches A. Overall Height B. Overall Depth C. Overall Width		One-Seat Bench		Two-Seat Bench		Three Seat Bench		In-line One-Seat Bench		In-line Two-Seat Bench		In-line Three-Seat Bench		In-line 2/3-Seat Bench	
		A. 16.5 B. 33.5 C. 30	A. 16.5 B. 33.5 C. 60	A. 16.5 B. 33.5 C. 90	A. 16.5 B. 34.5 C. 30	A. 16.5 B. 34.5 C. 60	A. 16.5 B. 34.5 C. 90	A. 16.5 B. 34.5 C. 20							
DIMENSIONS - LOOSE		STAND ALONE						MODULAR							
Loose Seats With and Without Cushions A. Seat Height B. Seat Depth C. Back Height D. Overall Height E. Overall Depth F1. Overall Width (One-Seat) F2. Overall Width (Two-Seat) F3. Overall Width (Three-Seat)		4" Arms	4" Arms	6" Arms	6" Arms	9" Arms	9" Arms	Armless	Armless	90° Corner	90° Corner	135° Corner	135° Corner	150° Corner	150° Corner
		A. 17.5 B. 30.5 C. 9.75 D. 25.25 E. 34.5 F1. 38 F2. 68 F3. 98	No Cushions A. 17.5 B. 22 C. 13.5 D. 31 E. 34.5 F1. 38 F2. 68 F3. 98	Cushions A. 17.5 B. 22 C. 13.5 D. 31 E. 34.5 F1. 38 F2. 68 F3. 98	No Cushions A. 17.5 B. 30.5 C. 9.75 D. 25.25 E. 34.5 F1. 42 F2. 72 F3. 102	Cushions A. 17.5 B. 22 C. 13.5 D. 31 E. 34.5 F1. 42 F2. 72 F3. 102	No Cushions A. 17.5 B. 30.5 C. 9.75 D. 25.25 E. 34.5 F1. 48 F2. 78 F3. 108	Cushions A. 17.5 B. 22 C. 13.5 D. 31 E. 34.5 F1. 48 F2. 78 F3. 108	No Cushions A. 17.5 B. 30.5 C. 9.75 D. 25.25 E. 34.5 F1. 30 F2. 60 F3. 90	Cushions A. 17.5 B. 22 C. 13.5 D. 31 E. 34.5 F1. 30 F2. 60 F3. 90	No Cushions A. 17.5 B. 30.5 C. 9.75 D. 25.25 E. 34.5 F1. 47.88	Cushions A. 17.5 B. 22 C. 13.5 D. 31 E. 34.5 F1. 47.88	No Cushions A. 17.5 B. 30.5 C. 9.75 D. 25.25 E. 34.5 F1. 42	Cushions A. 17.5 B. 22 C. 13.5 D. 31 E. 34.5 F1. 42	No Cushions A. 17.5 B. 30.5 C. 9.75 D. 25.25 E. 34.5 F1. 40.38
Loose Benches A. Overall Height B. Overall Depth C. Overall Width		One-Seat Bench		Two-Seat Bench		Three Seat Bench		In-line One-Seat Bench		In-line Two-Seat Bench		In-line Three-Seat Bench		In-line 2/3-Seat Bench	
		A. 17.5 B. 33.5 C. 30	A. 17.5 B. 33.5 C. 60	A. 17.5 B. 33.5 C. 90	A. 17.5 B. 34.5 C. 30	A. 17.5 B. 34.5 C. 60	A. 17.5 B. 34.5 C. 90	A. 17.5 B. 34.5 C. 20							

NYC

SPECIFICATION GUIDE: DIMENSIONS, ARMS AND TABLES

DIMENSIONS - TABLES AND ARMS	STAND ALONE			MODULAR			
<p>Arms A. Arm Height B. Arm Depth C. Arm Width</p> 				<p>4" Arms A. 16.5 B. 33.5 C. 4</p>	<p>6" Arms A. 16.5 B. 33.5 C. 6</p>	<p>9" Arms A. 16.5 B. 33.5 C. 9</p>	
<p>Tables A. Overall Height B. Overall Depth C. Overall Width</p> 	<p>Bench Corner Table A. 11.5 B. 33.5 C. 33.5</p>			<p>In-line Corner Table A. 11.5 B. 34.5 C. 34.5</p>	<p>In-line Full Table A. 11.5 B. 33.5 C. 33.5</p>	<p>In-line 2/3 Table A. 11.5 B. 33.5 C. 20</p>	

NYC

SPECIFICATION GUIDE: IDEA STARTERS AND ORDERING GUIDE

IDEA STARTERS

Idea Starter 1



Idea Starter 2



Idea Starter 3



Idea Starter 4



Idea Starter 5



Idea Starter 6



ORDERING GUIDE

Modular Ordering and Specification

While NYC offers traditional stand-alone units, it is at the same time fundamentally flexible. The Modular models have all been designed to encourage creation of a wide variety of set-ups. To ensure clarity when ordering modular set-ups, it is critical that line items should be listed in the order in which they will be connected from left end (seated perspective) to right end. Modular Benches must be connected to other units. Modular Arms can only be added to the outside ends of any modular set-up. Seating orientation of a set-up (direction in which the user faces) can only be changed on either side of a table located in the middle of a set-up.

Leg Placement

NYC is a rail-supported modular seating system. The placement and number of legs will depend on each layout. Prior to order entry Stylex will provide a dimensioned layout that depicts the specific leg placement for approval. Order leadtime will start from the time Stylex Customer Service has received back a signed copy of this layout.

NYC Loose Cushions and Throw Pillows

NYC Loose is not only modular, it also offers tremendous design flexibility. NYC Loose may be ordered without any back cushions or throw pillows, allowing the freedom to obtain back support from any supplier.

At the same time, you may decide to buy either attached back cushions or loose throw pillows from Stylex. Back cushions come in two widths: Partial (27" Wide) and Full (30" Wide). Throw pillows, unlike back cushions, are not attached to the unit and may be freely rearranged. Throw pillows are available in a variety of sizes and seam styles.

Idea Starters Online and in CET


At Stylex, we have a constant eye towards making our products easy to specify. Our Design Application team is working on layouts every day, so we have built a library online of the most requested layouts, with all the accompanying information, files, and pricing. We believe these will make our products easier to specify, and in turn help kick start your project. You can also find these in CET, please check out our 'Idea Starters' tab on for the easiest way to drag-and-drop right into your layout. Visit [Stylexdesign.com/idea-starters](https://stylexdesign.com/idea-starters) to get started.

NYC

SPECIFICATION GUIDE: HOW TO ORDER, SEATING

MODEL CODE BREAKDOWN - SEATING

Sample Model Code: NY121B24C1ALUB1CTCOM




1. Series	2. Model	3. Style	4. Arm & Upholstery Options	5. Leg Choice	6. Leg Finish	7. Power	8. Options	9. Textile
NY	12	1	B24	C1	AL	UB1	CT	COM
Series NY NYC	Model Stand Alone 01 ONE-SEAT BENCH 02 TWO-SEAT BENCH 03 THREE-EAT BENCH 11 CLUB CHAIR 12 TWO-SEAT SOFA 13 THREE-SEAT SOFA Modular 04 ONE-SEAT INLINE BENCH 05 TWO-SEAT INLINE BENCH 05 THREE-SEAT INLINE BENCH 07 2/3-SEAT INLINE BENCH 11 ONE-SEAT UNIT 12 TWO-SEAT UNIT 13 THREE-SEAT UNIT 14 135 DEGREE CORNER 15 150 DEGREE CORNER 16 90 DEGREE CORNER	Style 1 WRAP-OVER 2 STANDARD 3 RELAXED 4 LOOSE, PARTIAL CUSHION 5 LOOSE, FULL CUSHION 6 LOOSE, NO CUSHION	Arm Thickness 24 4" ARM 26 6" ARM 29 9" ARM B24 4" ARM, BOTH B26 6" ARM, BOTH B29 9" ARM, BOTH Arm Location L LEFT POSITION WHEN SEATED R RIGHT POSITION WHEN SEATED Note: Predetermined arms only available with Standalone units. Modular units must specify arms separately. Upholstery Style DF DUAL UPHOLSTERY	Leg Choice C1 ALUMINUM LEGS WITH ADJUSTABLE GLIDES	Leg Finish Standard Powder Coat BL BLUE BM BLACK MATTE CP CHAMPAGNE DB DARK BRONZE DG DARK GRAY DP DUSTY PINK DS DARK SAGE LG LIGHT GRAY LL LILAC GRAY LP LIGHT PISTACHIO LR LIPSTICK RED MB MIDNIGHT BLUE MG MEADOW GREEN MK MILK MS METALLIC SILVER NK NICKEL OC OCHRE PY PALE YELLOW RO RED ORANGE RR RUSTY RED SB SOFT BLUE SD SAND TC TERRACOTTA TP TAUPE Polished Metal AL POLISHED ALUMINUM/CHROME Note: Chrome rails with polished aluminum legs	Power Mount Type U UNDERMOUNT Color B BLACK G GRAY W WHITE Cord ~ STANDARD H HARDWIRE Location 1 POSITION 1 (LEFT) 2 POSITION 2 (RIGHT) 12 POSITION 1 & 2	Options Welt Cord W1 WELT CORD ON SEAT W3 WELT CORD ON SEAT AND BACK Sewn Tuft T1 TUFTED SEAT T3 TUFTED SEAT AND BACK Button Tuft B2 BUTTON TUFTED BACK Contrasting Thread CT CONTRASTING THREAD	Textile Grades COM CUSTOMER'S OWN MATERIAL A GRADE A B GRADE B C GRADE C D GRADE D E GRADE E F GRADE F G GRADE G H GRADE H I GRADE I J GRADE J K GRADE K L GRADE L M GRADE M Leather Grades COL CUSTOMER'S OWN LEATHER W GRADE W X GRADE X Y GRADE Y E1 GRADE E1 E2 GRADE E2 Note: Select highest grade in the case of dual upholstery

NYC

SPECIFICATION GUIDE: HOW TO ORDER, TABLES

MODEL CODE BREAKDOWN - TABLES

Sample Model Code: **NY51CS51C1AL**



1. Series

2. Model

3. Top

4. Leg Choice

6. Leg Finish

NY

51

CS51

C1

AL

Series

NY NYC

Model

- 51 FULL INLINE TABLE
- 53 2/3 INLINE TABLE
- 55 CORNER INLINE TABLE
- 57 BENCH CORNER TABLE

Top

Caesarstone Tops

- CS51 JET BLACK
- CS52 SLEEK CONCRETE
- CS65 PURE WHITE
- CS96 STATUARIO NUVO

Other

- COT CUSTOMER'S OWN TOP

Leg Choice

- C1 ALUMINUM LEGS WITH ADJUSTABLE GLIDES

Leg Finish

Standard Powder Coat

- BL BLUE
- BM BLACK MATTE
- CP CHAMPAGNE
- DB DARK BRONZE
- DG DARK GRAY
- DP DUSTY PINK
- DS DARK SAGE
- LG LIGHT GRAY
- LL LILAC GRAY
- LP LIGHT PISTACHIO
- LR LIPSTICK RED
- MB MIDNIGHT BLUE
- MG MEADOW GREEN
- MK MILK
- MS METALLIC SILVER
- NK NICKEL
- OC OCHRE
- PY PALE YELLOW
- RO RED ORANGE
- RR RUSTY RED
- SB SOFT BLUE
- SD SAND
- TC TERRACOTTA
- TP TAUPE

Polished Metal

- AL POLISHED ALUMINUM/CHROME

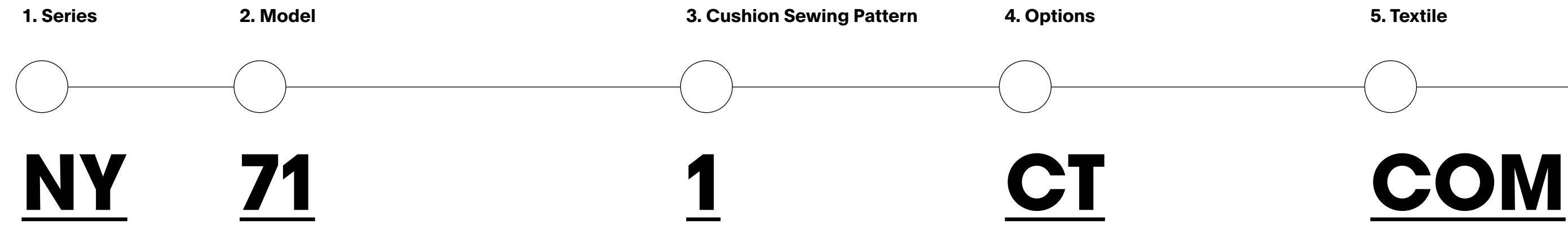
Note: Chrome rails with polished aluminum legs

NYC

SPECIFICATION GUIDE: HOW TO ORDER, THROW PILLOWS

MODEL CODE BREAKDOWN - THROW PILLOWS

Sample Model Code: NY711CTCOM



Series

NY NYC

Model

71 24"X 24" THROW PILLOW
72 20"X 20" THROW PILLOW
73 18"X 18" THROW PILLOW
74 16"X 16" THROW PILLOW
75 14"X 20" THROW PILLOW
76 16"X 22" THROW PILLOW
77 18" ROUND THROW PILLOW

Upholstery Options

1 GUSSET
2 PINCH
3 PANEL

Options

CT CONTRASTING THREAD

Textile Grades

COM CUSTOMER'S OWN MATERIAL
A GRADE A
B GRADE B
C GRADE C
D GRADE D
E GRADE E
F GRADE F
G GRADE G
H GRADE H
I GRADE I
J GRADE J
K GRADE K
L GRADE L
M GRADE M

Leather Grades

COL CUSTOMER'S OWN LEATHER
W GRADE W
X GRADE X
Y GRADE Y
E1 GRADE E1
E2 GRADE E2

NYC

STANDARD: MODULAR SEATING

TITLE	SERIES	MODEL	STYLE	DIMENSIONS	COM	COL	Textile Upholstery Grades										Leather Upholstery Grades								
							YDG	SQFT	COM	A	B	C	D	E	F	G	H	I	J	K	L	M	W	X	Y
Modular One-Seat Unit Standard	NY	11	2	30W x 34.5D x 30.75H	4.5	60	3,547	3,918	4,118	4,314	4,515	4,714	4,936	5,155	5,414	5,750	6,153	6,556	6,948	7,353	5,149	5,649	6,923	7,672	9,048
Modular Two-Seat Unit Standard	NY	12	2	60W x 34.5D x 30.75H	8	117	5,709	6,411	6,794	7,166	7,547	7,930	8,349	8,770	9,261	9,906	10,669	11,436	12,189	12,954	8,836	9,811	12,304	13,771	16,457
Modular Three-Seat Unit Standard	NY	13	2	90W x 34.5D x 30.75H	12	171	7,868	8,924	9,496	10,053	10,627	11,202	11,830	12,460	13,199	14,164	15,312	16,458	17,588	18,737	12,472	13,910	17,575	19,731	23,686

To Order Select Below

1. Series/Model/Style

NY112	NYC Modular, One-Seat Unit, Standard
NY122	NYC Modular, Two-Seat Unit, Standard
NY132	NYC Modular, Three-Seat Unit, Standard

2. Upholstery Style

DF	DUAL UPHOLSTERY	Dual upholstery option allows for a second textile to be applied to NYC seats and backs.
	One-Seat Plinth	2.0 yds
	Seat and Back	3.5 yds
	Two-Seat Plinth	3.0 yds
	Seats and Backs	6.0 yds
	Three-Seat Plinth	5.0 yds
	Seats and Backs	8.0 yds

3. Leg Choice

C1	ALUMINUM LEGS WITH ADJUSTABLE GLIDES
----	---

4. Leg Finish

BL	BLUE	MG	MEADOW GREEN	
BM	BLACK MATTE	MK	MILK	
CP	CHAMPAGNE	MS	METALLIC SILVER	
DB	DARK BRONZE	NK	NICKEL	
DG	DARK GRAY	OC	OCHRE	
DP	DUSTY PINK	PY	PALE YELLOW	
DS	DARK SAGE	RO	RED ORANGE	
LG	LIGHT GRAY	RR	RUSTY RED	
LL	LILAC GRAY	SB	SOFT BLUE	
LP	LIGHT PISTACHIO	SD	SAND	
LR	LIPSTICK RED	TC	TERRACOTTA	
MB	MIDNIGHT BLUE	TP	TAUPE	
	Polished Metal	1-Seat	2-Seat	3-Seat
AL	POLISHED ALUMINUM/CHROME	+232	+232	+309

Chrome rails with polished aluminum legs.

5. Power

Power
Refer to power ordering steps on page 7.

6. Options

WI	WELT CORD ON SEAT	+61	+123	+183
W3	WELT CORD ON SEAT AND BACK	+108	+216	+324
	Sewn Tuft			
T1	TUFTED SEAT	+61	+123	+183
T3	TUFTED SEAT AND BACK	+108	+216	+324
	Button Tuft			
B2	BUTTON TUFTED BACK	+61	+123	+183
	Options			
CT	CONTRASTING THREAD			

Important Option Parameters

Welt cords and sewn tufts can be specified on the same cushions. Button Tufts (backs only) can be combined with tufted seats and welt cords. Contrasting thread is not available with the welt cord option.

7. Upholstery

Upholstery
See general information section for details on textile program and COM/ COL information.

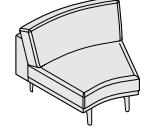
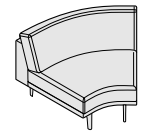
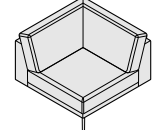
Yardages provided are for non-directional fabrics that are applied railroaded. Directional fabrics may require additional yardage.

When specifying dual upholstery models, the higher of the two grades will determine price.

Tufting will help evenly distribute the wrinkling that will occur with certain leathers and fabrics.

NYC

STANDARD: MODULAR CORNERS

TITLE	SERIES	MODEL	STYLE	DIMENSIONS	COM	COL	Textile Upholstery Grades														Leather Upholstery Grades				
							YDG	SQFT	COM	A	B	C	D	E	F	G	H	I	J	K	L	M	W	X	Y
Modular 135 Degree Corner Standard 	NY	14	2	42W x 34.5D x 30.75H	6	65	4,010	4,539	4,825	5,105	5,392	5,677	5,991	6,308	6,678	7,159	7,734	8,308	8,872	9,446	5,764	6,309	7,706	8,523	10,029
Modular 150 Degree Corner Standard 	NY	15	2	40.38W x 34.5D x 30.75H	6	65	4,010	4,539	4,825	5,105	5,392	5,677	5,991	6,308	6,678	7,159	7,734	8,308	8,872	9,446	5,764	6,309	7,706	8,523	10,029
Modular 90 Degree Corner Standard 	NY	16	2	47.88W x 34.5D x 30.75H	7	89	4,319	4,865	5,162	5,450	5,746	6,041	6,367	6,692	7,075	7,573	8,166	8,759	9,342	9,936	6,719	7,470	9,383	10,509	12,572

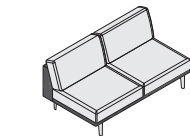
To Order Select Below

1. Series/Model/Style

- NY142
NYC Modular, 135° Corner, Standard
- NY152
NYC Modular, 150° Corner, Standard
- NY162
NYC Modular, 90° Corner, Standard

2. Upholstery Style

- Upholstery Style**
DF DUAL UPHOLSTERY
Dual upholstery option allows for a second textile to be applied to NYC seats and backs.
- 135° Corner**
Plinth 3.0 yds
Seat and Back 4.0 yds
- 150° Corner**
Plinth 3.0 yds
Seat and Back 4.0 yds
- 90° Corner**
Plinth 3.0 yds
Seat and Backs 4.0 yds



3. Leg Choice

- Leg Choice**
C1 ALUMINUM LEGS WITH ADJUSTABLE GLIDES

4. Leg Finish

- Standard Powder Coat**
 - BL BLUE
 - BM BLACK MATTE
 - CP CHAMPAGNE
 - DB DARK BRONZE
 - DG DARK GRAY
 - DP DUSTY PINK
 - DS DARK SAGE
 - LG LIGHT GRAY
 - LL LILAC GRAY
 - LP LIGHT PISTACHIO
 - LR LIPSTICK RED
 - MB MIDNIGHT BLUE
 - MG MEADOW GREEN
 - MK MILK
 - MS METALLIC SILVER
 - NK NICKEL
 - OC OCHRE
 - PY PALE YELLOW
 - RO RED ORANGE
 - RR RUSTY RED
 - SB SOFT BLUE
 - SD SAND
 - TC TERRACOTTA
 - TP TAUPE
- Polished Metal**
AL POLISHED ALUMINUM/CHROME **+232**
Chrome rails with polished aluminum legs.

5. Power

- Power**
Refer to power ordering steps on [page 7](#).

6. Options

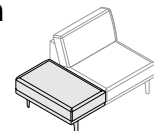
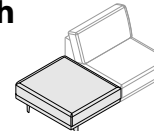
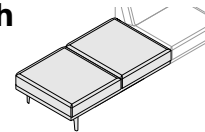
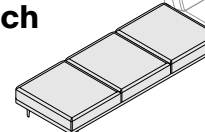
- Welt Cord**
 - WI WELT CORD ON SEAT **+61**
 - W3 WELT CORD ON SEAT AND BACK **+153**
 - Sewn Tuft**
 - T1 TUFTED SEAT **+61**
 - T3 TUFTED SEAT AND BACK **+153**
 - Button Tuft**
 - B2 BUTTON TUFTED BACK **+123**
 - Options**
CT CONTRASTING THREAD
- Important Option Parameters**
Welt cords and sewn tufts can be specified on the same cushions. Button Tufts (backs only) can be combined with tufted seats and welt cords. Contrasting thread is not available with the welt cord option.

7. Upholstery

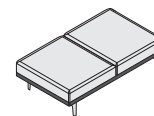
- Upholstery**
See [general information section](#) for details on textile program and COM/COL information.
Yardages provided are for non-directional fabrics that are applied railroaded. Directional fabrics may require additional yardage.
When specifying dual upholstery models, the higher of the two grades will determine price.
Tufting will help evenly distribute the wrinkling that will occur with certain leathers and fabrics.

NYC

STANDARD: MODULAR IN-LINE BENCHES

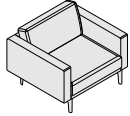
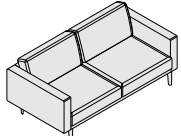
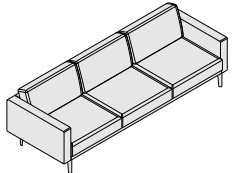
TITLE	SERIES	MODEL	STYLE	DIMENSIONS	COM	COL	Textile Upholstery Grades										Leather Upholstery Grades								
							YDG	SQFT	COM	A	B	C	D	E	F	G	H	I	J	K	L	M	W	X	Y
Modular 2/3-Seat In-line Bench Standard 	NY	07	2	20W x 34.5D x 17.5H	2.5	30	1,904	2,084	2,183	2,279	2,376	2,476	2,583	2,693	2,817	2,983	3,180	3,377	3,569	3,768	2,741	3,005	3,670	4,064	4,781
Modular One-Seat In-line Bench Standard 	NY	04	2	30W x 34.5D x 17.5H	3	40	2,222	2,494	2,641	2,783	2,932	3,079	3,239	3,403	3,593	3,842	4,134	4,429	4,721	5,017	3,318	3,659	4,535	5,045	5,988
Modular Two-Seat In-line Bench Standard 	NY	05	2	60W x 34.5D x 17.5H	5.5	74	3,491	3,945	4,189	4,427	4,674	4,919	5,190	5,458	5,775	6,188	6,681	7,175	7,658	8,149	5,511	6,139	7,750	8,694	10,431
Modular Three-Seat In-line Bench Standard 	NY	06	2	90W x 34.5D x 17.5H	7.5	100	5,076	5,712	6,056	6,389	6,733	7,077	7,455	7,833	8,278	8,854	9,543	10,234	10,911	11,600	8,015	8,932	11,274	12,650	15,173

To Order Select Below

1. Series/Model/Style	2. Upholstery Style	3. Leg Choice	4. Leg Finish	5. Power	6. Options	7. Upholstery																																																																							
<p>NY072</p> <p>NYC Modular, 2/3-Seat In-line Bench, Standard</p> <hr/> <p>NY042</p> <p>NYC Modular, One-Seat In-line Bench, Standard</p> <hr/> <p>NY052</p> <p>NYC Modular, Two-Seat In-line Bench, Standard</p> <hr/> <p>NY062</p> <p>NYC Modular, Three-Seat In-line Bench, Standard</p>	<p>DF DUAL UPHOLSTERY</p> <p>Dual upholstery option allows for a second textile to be applied to NYC seats and backs.</p>  <p>2/3-Seat In-Line Bench Plinth 1.5 yds Seat 2.0 yds</p> <p>One-Seat In-Line Bench Plinth 1.5 yds Seat 2.5 yds</p> <p>Two-Seat In-Line Bench Plinth 2.0 yds Seats 4.0 yds</p> <p>Three-Seat In-Line Bench Plinth 2.0 yds Seats 6.0 yds</p>	<p>C1</p> <p>ALUMINUM LEGS WITH ADJUSTABLE GLIDES</p>	<p>Standard Powder Coat</p> <table border="0"> <tr><td>BL</td><td>BLUE</td><td>MG</td><td>MEADOW GREEN</td></tr> <tr><td>BM</td><td>BLACK MATTE</td><td>MK</td><td>MILK</td></tr> <tr><td>CP</td><td>CHAMPAGNE</td><td>MS</td><td>METALLIC SILVER</td></tr> <tr><td>DB</td><td>DARK BRONZE</td><td>NK</td><td>NICKEL</td></tr> <tr><td>DG</td><td>DARK GRAY</td><td>OC</td><td>OCHRE</td></tr> <tr><td>DP</td><td>DUSTY PINK</td><td>PY</td><td>PALE YELLOW</td></tr> <tr><td>DS</td><td>DARK SAGE</td><td>RO</td><td>RED ORANGE</td></tr> <tr><td>LG</td><td>LIGHT GRAY</td><td>RR</td><td>RUSTY RED</td></tr> <tr><td>LL</td><td>LILAC GRAY</td><td>SB</td><td>SOFT BLUE</td></tr> <tr><td>LP</td><td>LIGHT PISTACHIO</td><td>SD</td><td>SAND</td></tr> <tr><td>LR</td><td>LIPSTICK RED</td><td>TC</td><td>TERRACOTTA</td></tr> <tr><td>MB</td><td>MIDNIGHT BLUE</td><td>TP</td><td>TAUPE</td></tr> </table> <p>Polished Metal</p> <table border="0"> <tr> <td></td> <td>2/3-Seat 1-Seat</td> <td>2-Seat</td> <td>3-Seat</td> </tr> <tr> <td>AL</td> <td>POLISHED ALUMINUM/CHROME</td> <td>+232</td> <td>+309</td> </tr> </table> <p>Chrome rails with polished aluminum legs.</p>	BL	BLUE	MG	MEADOW GREEN	BM	BLACK MATTE	MK	MILK	CP	CHAMPAGNE	MS	METALLIC SILVER	DB	DARK BRONZE	NK	NICKEL	DG	DARK GRAY	OC	OCHRE	DP	DUSTY PINK	PY	PALE YELLOW	DS	DARK SAGE	RO	RED ORANGE	LG	LIGHT GRAY	RR	RUSTY RED	LL	LILAC GRAY	SB	SOFT BLUE	LP	LIGHT PISTACHIO	SD	SAND	LR	LIPSTICK RED	TC	TERRACOTTA	MB	MIDNIGHT BLUE	TP	TAUPE		2/3-Seat 1-Seat	2-Seat	3-Seat	AL	POLISHED ALUMINUM/CHROME	+232	+309	<p>Power</p> <p>Refer to power ordering steps on page 7.</p>	<p>Welt Cord</p> <table border="0"> <tr> <td>WI</td> <td>WELT CORD ON SEAT</td> <td>+61</td> <td>+123</td> <td>+183</td> </tr> </table> <p>Sewn Tuft</p> <table border="0"> <tr> <td>T1</td> <td>TUFTED SEAT</td> <td>+61</td> <td>+123</td> <td>+183</td> </tr> </table> <p>Options</p> <table border="0"> <tr> <td>CT</td> <td>CONTRASTING THREAD</td> <td></td> <td></td> <td></td> </tr> </table> <p>Important Option Parameters Welt cords and sewn tufts can be specified on the same cushions. Contrasting thread is not available with the welt cord option.</p>	WI	WELT CORD ON SEAT	+61	+123	+183	T1	TUFTED SEAT	+61	+123	+183	CT	CONTRASTING THREAD				<p>Upholstery</p> <p>See general information section for details on textile program and COM/ COL information.</p> <p>Yardages provided are for non-directional fabrics that are applied railroaded. Directional fabrics may require additional yardage.</p> <p>When specifying dual upholstery models, the higher of the two grades will determine price.</p> <p>Tufting will help evenly distribute the wrinkling that will occur with certain leathers and fabrics.</p>
BL	BLUE	MG	MEADOW GREEN																																																																										
BM	BLACK MATTE	MK	MILK																																																																										
CP	CHAMPAGNE	MS	METALLIC SILVER																																																																										
DB	DARK BRONZE	NK	NICKEL																																																																										
DG	DARK GRAY	OC	OCHRE																																																																										
DP	DUSTY PINK	PY	PALE YELLOW																																																																										
DS	DARK SAGE	RO	RED ORANGE																																																																										
LG	LIGHT GRAY	RR	RUSTY RED																																																																										
LL	LILAC GRAY	SB	SOFT BLUE																																																																										
LP	LIGHT PISTACHIO	SD	SAND																																																																										
LR	LIPSTICK RED	TC	TERRACOTTA																																																																										
MB	MIDNIGHT BLUE	TP	TAUPE																																																																										
	2/3-Seat 1-Seat	2-Seat	3-Seat																																																																										
AL	POLISHED ALUMINUM/CHROME	+232	+309																																																																										
WI	WELT CORD ON SEAT	+61	+123	+183																																																																									
T1	TUFTED SEAT	+61	+123	+183																																																																									
CT	CONTRASTING THREAD																																																																												

NYC

STANDARD: STAND ALONE SEATING, 4IN ARM

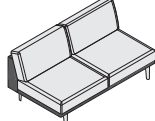
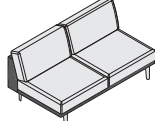
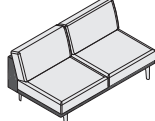
TITLE	SERIES	MODEL	STYLE	ARM	DIMENSIONS	COM	COL	Textile Upholstery Grades										Leather Upholstery Grades								
								YDG	SQFT	COM	A	B	C	D	E	F	G	H	I	J	K	L	M	W	X	Y
Stand Alone Club Chair Standard 4in Arm 	NY	11	2	B24	38W x 34.5D x 30.75H	7	98	4,560	5,115	5,415	5,708	6,008	6,310	6,638	6,970	7,360	7,862	8,467	9,069	9,662	10,265	7,256	8,102	10,248	11,512	13,829
Stand Alone Two-Seat Sofa Standard 4in Arm 	NY	12	2	B24	68W x 34.5D x 30.75H	11	154	6,719	7,600	8,078	8,539	9,019	9,496	10,021	10,546	11,162	11,966	12,923	13,878	14,820	15,776	10,867	12,163	15,467	17,410	20,973
Stand Alone Three-Seat Sofa Standard 4in Arm 	NY	13	2	B24	98W x 34.5D x 30.75H	14	209	8,881	10,199	10,918	11,612	12,329	13,046	13,832	14,619	15,545	16,747	18,182	19,619	21,031	22,464	14,504	16,258	20,739	23,372	28,203

To Order Select Below

1. Series/Model/Style/Arm

NY112B24	NYC Stand Alone, Club Chair Standard, 4in Arm
NY122B24	NYC Stand Alone, Two-Seat Sofa, Standard, 4in Arm
NY132B24	NYC Stand Alone, Three-Seat Sofa, Standard, 4in Arm

2. Upholstery Style

DF	DUAL UPHOLSTERY	Dual upholstery option allows for a second textile to be applied to NYC seats and backs.
	Club Chair Plinth and Arms Seat and Back	4.5 yds 3.5 yds
	Two-Seat Sofa Plinth and Arms Seats and Backs	5.5 yds 6.0 yds
	Three-Seat Sofa Plinth and Arms Seats and Backs	6.5 yds 9.0 yds

3. Leg Choice

C1	ALUMINUM LEGS WITH ADJUSTABLE GLIDES
----	---

4. Leg Finish

BL	BLUE	MG	MEADOW GREEN	
BM	BLACK MATTE	MK	MILK	
CP	CHAMPAGNE	MS	METALLIC SILVER	
DB	DARK BRONZE	NK	NICKEL	
DG	DARK GRAY	OC	OCHRE	
DP	DUSTY PINK	PY	PALE YELLOW	
DS	DARK SAGE	RO	RED ORANGE	
LG	LIGHT GRAY	RR	RUSTY RED	
LL	LILAC GRAY	SB	SOFT BLUE	
LP	LIGHT PISTACHIO	SD	SAND	
LR	LIPSTICK RED	TC	TERRACOTTA	
MB	MIDNIGHT BLUE	TP	TAUPE	
Polished Metal		1-Seat	2-Seat	3-Seat
AL	POLISHED ALUMINUM/CHROME	+232	+232	+309

Chrome rails with polished aluminum legs.

5. Power

Power
Refer to power ordering steps on page 7.

6. Options

WI	WELT CORD ON SEAT	+61	+123	+183
W3	WELT CORD ON SEAT AND BACK	+108	+216	+324
Sewn Tuft				
T1	TUFTED SEAT	+61	+123	+183
T3	TUFTED SEAT AND BACK	+108	+216	+324
Button Tuft				
B2	BUTTON TUFTED BACK	+61	+123	+183
Options				
CT	CONTRASTING THREAD			

Important Option Parameters

Welt cords and sewn tufts can be specified on the same cushions. Button Tufts (backs only) can be combined with tufted seats and welt cords. Contrasting thread is not available with the welt cord option.

7. Upholstery

Upholstery
See general information section for details on textile program and COM/ COL information.

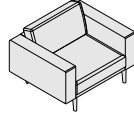
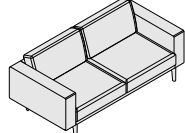
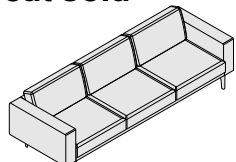
Yardages provided are for non-directional fabrics that are applied railroaded. Directional fabrics may require additional yardage.

When specifying dual upholstery models, the higher of the two grades will determine price.

Tufting will help evenly distribute the wrinkling that will occur with certain leathers and fabrics.

NYC

STANDARD: STAND ALONE SEATING, 6IN ARM

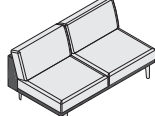
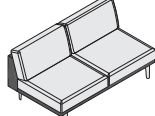
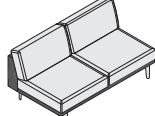
TITLE	SERIES	MODEL	STYLE	ARM	DIMENSIONS	COM YDG	COL SQFT	Textile Upholstery Grades										Leather Upholstery Grades								
								COM	A	B	C	D	E	F	G	H	I	J	K	L	M	W	X	Y	E1	E2
Stand Alone Club Chair Standard 6in Arm 	NY	11	2	B26	42W x 34.5D x 30.75H	7	98	4,560	5,115	5,415	5,708	6,008	6,310	6,638	6,970	7,360	7,862	8,467	9,069	9,662	10,265	7,256	8,102	10,248	11,512	13,829
Stand Alone Two-Seat Sofa Standard 6in Arm 	NY	12	2	B26	72W x 34.5D x 30.75H	11	154	6,719	7,600	8,078	8,539	9,019	9,496	10,021	10,546	11,162	11,966	12,923	13,878	14,820	15,776	10,867	12,163	15,467	17,410	20,973
Stand Alone Three-Seat Sofa Standard 6in Arm 	NY	13	2	B26	102W x 34.5D x 30.75H	14	209	8,881	10,199	10,918	11,612	12,329	13,046	13,832	14,619	15,545	16,747	18,182	19,619	21,031	22,464	14,504	16,258	20,739	23,372	28,203

To Order Select Below

1. Series/Model/Style/Arm

NY112B26	NYC Stand Alone, Club Chair Standard, 6in Arm
NY122B26	NYC Stand Alone, Two-Seat Sofa, Standard, 6in Arm
NY132B26	NYC Stand Alone, Three-Seat Sofa, Standard, 6in Arm

2. Upholstery Style

DF	DUAL UPHOLSTERY	Dual upholstery option allows for a second textile to be applied to NYC seats and backs.
		Club Chair Plinth and Arms 4.5 yds Seat and Back 3.5 yds
		Two-Seat Sofa Plinth and Arms 5.5 yds Seats and Backs 6.0 yds
		Three-Seat Sofa Plinth and Arms 6.5 yds Seats and Backs 8.0 yds

3. Leg Choice

C1	ALUMINUM LEGS WITH ADJUSTABLE GLIDES
----	--------------------------------------

4. Leg Finish

BL	BLUE	MG	MEADOW GREEN	
BM	BLACK MATTE	MK	MILK	
CP	CHAMPAGNE	MS	METALLIC SILVER	
DB	DARK BRONZE	NK	NICKEL	
DG	DARK GRAY	OC	OCHRE	
DP	DUSTY PINK	PY	PALE YELLOW	
DS	DARK SAGE	RO	RED ORANGE	
LG	LIGHT GRAY	RR	RUSTY RED	
LL	LILAC GRAY	SB	SOFT BLUE	
LP	LIGHT PISTACHIO	SD	SAND	
LR	LIPSTICK RED	TC	TERRACOTTA	
MB	MIDNIGHT BLUE	TP	TAUPE	
	Polished Metal	1-Seat	2-Seat	3-Seat
AL	POLISHED ALUMINUM/CHROME	+232	+232	+309

Chrome rails with polished aluminum legs.

5. Power

Power
Refer to power ordering steps on page 7.

6. Options

WI	WELT CORD ON SEAT	+61	+123	+183
W3	WELT CORD ON SEAT AND BACK	+108	+216	+324
	Sewn Tuft			
T1	TUFTED SEAT	+61	+123	+183
T3	TUFTED SEAT AND BACK	+108	+216	+324
	Button Tuft			
B2	BUTTON TUFTED BACK	+61	+123	+183
	Options			
CT	CONTRASTING THREAD			

Important Option Parameters

Welt cords and sewn tufts can be specified on the same cushions. Button Tufts (backs only) can be combined with tufted seats and welt cords. Contrasting thread is not available with the welt cord option.

7. Upholstery

Upholstery
See general information section for details on textile program and COM/ COL information.

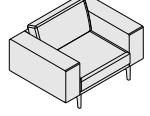
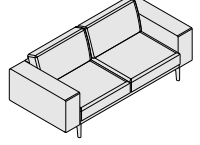
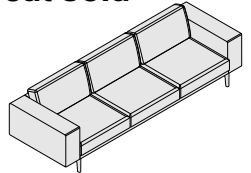
Yardages provided are for non-directional fabrics that are applied railroaded. Directional fabrics may require additional yardage.

When specifying dual upholstery models, the higher of the two grades will determine price.

Tufting will help evenly distribute the wrinkling that will occur with certain leathers and fabrics.

NYC

STANDARD: STAND ALONE SEATING, 9IN ARM

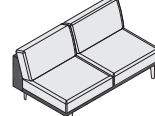
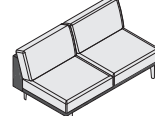
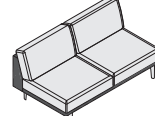
TITLE	SERIES	MODEL	STYLE	ARM	DIMENSIONS	COM	COL	Textile Upholstery Grades										Leather Upholstery Grades								
								YDG	SQFT	COM	A	B	COL	C	D	E	F	G	H	I	J	K	L	M	W	X
Stand Alone Club Chair Standard 9in Arm 	NY	11	2	B29	48W x 34.5D x 30.75H	9	102	4,560	5,307	5,715	6,108	6,515	6,920	7,366	7,812	8,338	9,019	9,831	10,645	11,445	12,258	7,377	8,257	10,656	11,823	14,241
Stand Alone Two-Seat Sofa Standard 9in Arm 	NY	12	2	B29	78W x 34.5D x 30.75H	13	159	6,719	7,774	8,347	8,904	9,479	10,053	10,682	11,311	12,053	13,015	14,164	15,311	16,438	17,588	10,987	12,320	15,721	17,720	21,389
Stand Alone Three-Seat Sofa Standard 9in Arm 	NY	13	2	B29	108W x 34.5D x 30.75H	16	214	8,881	10,288	11,053	11,793	12,559	13,322	14,164	15,002	15,991	17,273	18,804	20,333	21,839	23,369	14,620	16,416	20,991	23,681	28,616

To Order Select Below

1. Series/Model/Style/Arm

NY112B29	NYC Stand Alone, Club Chair Standard, 9in Arm
NY122B29	NYC Stand Alone, Two-Seat Sofa, Standard, 9in Arm
NY132B29	NYC Stand Alone, Three-Seat Sofa, Standard, 9in Arm

2. Upholstery Style

DF	DUAL UPHOLSTERY	Dual upholstery option allows for a second textile to be applied to NYC seats and backs.
	Club Chair	Plinth and Arms 6.5 yds Seat and Back 3.5 yds
	Two-Seat Sofa	Plinth and Arms 7.5 yds Seats and Backs 6.0 yds
	Three-Seat Sofa	Plinth and Arms 9.0 yds Seats and Backs 8.0 yds

3. Leg Choice

C1	ALUMINUM LEGS WITH ADJUSTABLE GLIDES
----	--------------------------------------

4. Leg Finish

BL	BLUE	MG	MEADOW GREEN	
BM	BLACK MATTE	MK	MILK	
CP	CHAMPAGNE	MS	METALLIC SILVER	
DB	DARK BRONZE	NK	NICKEL	
DG	DARK GRAY	OC	OCHRE	
DP	DUSTY PINK	PY	PALE YELLOW	
DS	DARK SAGE	RO	RED ORANGE	
LG	LIGHT GRAY	RR	RUSTY RED	
LL	LILAC GRAY	SB	SOFT BLUE	
LP	LIGHT PISTACHIO	SD	SAND	
LR	LIPSTICK RED	TC	TERRACOTTA	
MB	MIDNIGHT BLUE	TP	TAUPE	
Polished Metal		1-Seat	2-Seat	3-Seat
AL	POLISHED ALUMINUM/CHROME	+232	+232	+309

Chrome rails with polished aluminum legs.

5. Power

Power
Refer to power ordering steps on page 7.

6. Options

Welt Cord		1-Seat	2-Seat	3-Seat
WI	WELT CORD ON SEAT	+61	+123	+183
W3	WELT CORD ON SEAT AND BACK	+108	+216	+324
Sewn Tuft				
T1	TUFTED SEAT	+61	+123	+183
T3	TUFTED SEAT AND BACK	+108	+216	+324
Button Tuft				
B2	BUTTON TUFTED BACK	+61	+123	+183
Options				
CT	CONTRASTING THREAD			

Important Option Parameters

Welt cords and sewn tufts can be specified on the same cushions. Button Tufts (backs only) can be combined with tufted seats and welt cords. Contrasting thread is not available with the welt cord option.

7. Upholstery

Upholstery
See general information section for details on textile program and COM/ COL information.

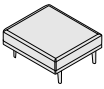
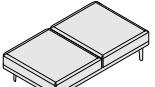
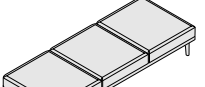
Yardages provided are for non-directional fabrics that are applied railroaded. Directional fabrics may require additional yardage.

When specifying dual upholstery models, the higher of the two grades will determine price.

Tufting will help evenly distribute the wrinkling that will occur with certain leathers and fabrics.


NYC

STANDARD: STAND ALONE BENCHES

TITLE	SERIES	MODEL	STYLE	DIMENSIONS	COM	COL	Textile Upholstery Grades										Leather Upholstery Grades								
							YDG	SQFT	COM	A	B	C	D	E	F	G	H	I	J	K	L	M	W	X	Y
Stand Alone One-Seat Bench Standard 	NY	01	2	30W x 33.5D x 17.5H	3	40	2,858	3,127	3,274	3,416	3,566	3,713	3,874	4,038	4,228	4,477	4,769	5,066	5,356	5,651	3,952	4,294	5,170	5,679	6,624
Stand Alone Two-Seat Bench Standard 	NY	02	2	60W x 33.5D x 17.5H	5	74	3,491	3,945	4,189	4,427	4,674	4,919	5,190	5,458	5,775	6,188	6,681	7,175	7,658	8,149	5,511	6,139	7,750	8,694	10,431
Stand Alone Three-Seat Bench Standard 	NY	03	2	90W x 33.5D x 17.5H	7.5	100	5,076	5,712	6,056	6,389	6,733	7,077	7,455	7,833	8,278	8,854	9,543	10,234	10,911	11,600	8,015	8,932	11,274	12,650	15,173

To Order Select Below

1. Series/Model/Style



NY012
NYC Stand Alone, One-Seat Bench, Standard

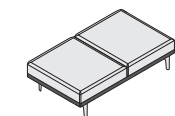
NY022
NYC Stand Alone, Two-Seat Bench, Standard

NY032
NYC Stand-Alone, Three-Seat Bench, Standard

2. Upholstery Style



DF DUAL UPHOLSTERY
 Dual upholstery option allows for a second textile to be applied to NYC seats and backs.

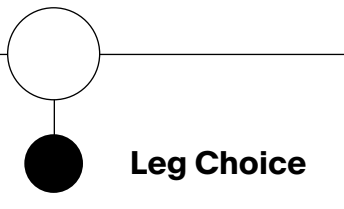


One-Seat Stand Alone Bench
 Plinth 1.5 yds
 Seat 2.5 yds

Two-Seat Stand Alone Bench
 Plinth 2.0 yds
 Seats 4.0 yds

Three-Seat Stand Alone Bench
 Plinth 2.0 yds
 Seats 6.0 yds

3. Leg Choice



C1 ALUMINUM LEGS WITH ADJUSTABLE GLIDES

4. Leg Finish



Standard Powder Coat

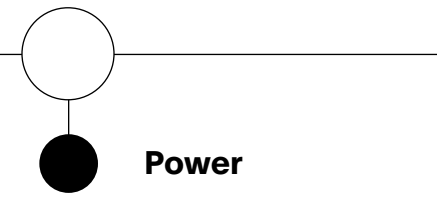
BL	BLUE
BM	BLACK MATTE
CP	CHAMPAGNE
DB	DARK BRONZE
DG	DARK GRAY
DP	DUSTY PINK
DS	DARK SAGE
LG	LIGHT GRAY
LL	LILAC GRAY
LP	LIGHT PISTACHIO
LR	LIPSTICK RED
MB	MIDNIGHT BLUE

Polished Metal

	1-Seat	2-Seat	3-Seat	
AL	POLISHED ALUMINUM/CHROME	+232	+232	+309


Chrome rails with polished aluminum legs.

5. Power



Power
 Refer to power ordering steps on [page 7](#).

6. Options



Welt Cord

WI	WELT CORD ON SEAT	+61	+123	+183
----	-------------------	------------	-------------	-------------

Sewn Tuft

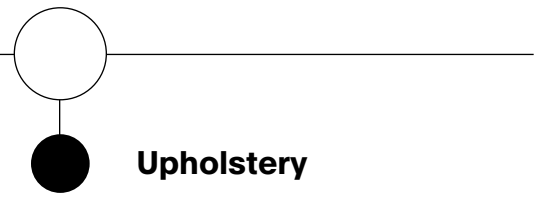
T1	TUFTED SEAT	+61	+123	+183
----	-------------	------------	-------------	-------------

Options

CT	CONTRASTING THREAD			
----	--------------------	--	--	--

Important Option Parameters
 Welt cords and sewn tufts can be specified on the same cushions. Contrasting thread is not available with the welt cord option.

7. Upholstery



Upholstery
 See general information section for details on textile program and COM/ COL information.

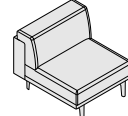
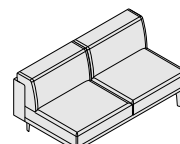
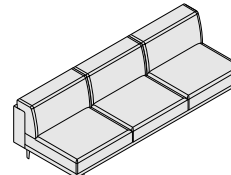
Yardages provided are for non-directional fabrics that are applied railroaded. Directional fabrics may require additional yardage.

When specifying dual upholstery models, the higher of the two grades will determine price.

Tufting will help evenly distribute the wrinkling that will occur with certain leathers and fabrics.

NYC

WRAP-OVER: MODULAR SEATING

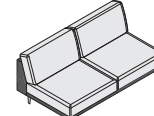
TITLE	SERIES	MODEL	STYLE	DIMENSIONS	COM		Textile Upholstery Grades										Leather Upholstery Grades								
					YDG	COL	COM	A	B	C	D	E	F	G	H	I	J	K	L	M	W	X	Y	E1	E2
Modular One-Seat Unit Wrap-Over 	NY	11	1	30W x 34.5D x 29.5H	4.5	70	3,547	3,918	4,118	4,314	4,515	4,714	4,936	5,155	5,414	5,750	6,153	6,556	6,948	7,353	5,414	5,998	7,485	8,357	9,963
Modular Two-Seat Unit Wrap-Over 	NY	12	1	60W x 34.5D x 29.5H	8.5	132	5,709	6,411	6,794	7,166	7,547	7,930	8,349	8,770	9,261	9,906	10,669	11,436	12,189	12,954	9,239	10,345	13,159	14,815	17,852
Modular Three-Seat Unit Wrap-Over 	NY	13	1	90W x 34.5D x 29.5H	13	194	7,868	8,924	9,496	10,053	10,627	11,202	11,830	12,460	13,199	14,164	15,312	16,458	17,588	18,737	13,059	14,683	18,822	21,254	25,714

To Order Select Below

1. Series/Model/Style

NY111	NYC Modular, One-Seat Unit, Wrap-Over
NY121	NYC Modular, Two-Seat Unit, Wrap-Over
NY131	NYC Modular, Three-Seat Unit, Wrap-Over

2. Upholstery Style

DF	DUAL UPHOLSTERY	Dual upholstery option allows for a second textile to be applied to NYC seats and backs.
		
	One-Seat	
	Plinth	2.0 yds
	Seat and Back	3.5 yds
	Two-Seat	
	Plinth	3.0 yds
	Seats and Backs	6.0 yds
	Three-Seat	
	Plinth	4.0 yds
	Seats and Backs	9.0 yds

3. Leg Choice

C1	ALUMINUM LEGS WITH ADJUSTABLE GLIDES
----	--------------------------------------

4. Leg Finish

BL	BLUE	MG	MEADOW GREEN	
BM	BLACK MATTE	MK	MILK	
CP	CHAMPAGNE	MS	METALLIC SILVER	
DB	DARK BRONZE	NK	NICKEL	
DG	DARK GRAY	OC	OCHRE	
DP	DUSTY PINK	PY	PALE YELLOW	
DS	DARK SAGE	RO	RED ORANGE	
LG	LIGHT GRAY	RR	RUSTY RED	
LL	LILAC GRAY	SB	SOFT BLUE	
LP	LIGHT PISTACHIO	SD	SAND	
LR	LIPSTICK RED	TC	TERRACOTTA	
MB	MIDNIGHT BLUE	TP	TAUPE	
	Polished Metal	1-Seat	2-Seat	3-Seat
AL	POLISHED ALUMINUM/CHROME	+232	+232	+309

Chrome rails with polished aluminum legs.

5. Power

Power
Refer to power ordering steps on [page 7](#).

6. Options

WI	WELT CORD ON SEAT	+61	+123	+183
W3	WELT CORD ON SEAT AND BACK	+108	+216	+324
	Sewn Tuft			
T1	TUFTED SEAT	+61	+123	+183
T3	TUFTED SEAT AND BACK	+108	+216	+324
	Options			
CT	CONTRASTING THREAD			

Important Option Parameters

Welt cords and sewn tufts can be specified on the same cushions. Contrasting thread is not available with the welt cord option.

7. Upholstery

Upholstery
See general information section for details on textile program and COM/ COL information.

Yardages provided are for non-directional fabrics that are applied railroaded. Directional fabrics may require additional yardage.

When specifying dual upholstery models, the higher of the two grades will determine price.

Tufting will help evenly distribute the wrinkling that will occur with certain leathers and fabrics.

NYC

WRAP-OVER: MODULAR CORNERS

TITLE	SERIES	MODEL	STYLE	DIMENSIONS	COM	COL	Textile Upholstery Grades										Leather Upholstery Grades								
							YDG	SQFT	COM	A	B	C	D	E	F	G	H	I	J	K	L	M	W	X	Y
Modular 135 Degree Corner Wrap-Over	NY	14	1	42W x 34.5D x 29.5H	6	75	4,010	4,539	4,825	5,105	5,392	5,677	5,991	6,308	6,678	7,159	7,734	8,308	8,872	9,446	6,047	6,681	8,303	9,257	11,007
Modular 150 Degree Corner Wrap-Over	NY	15	1	40.38W x 34.5D x 29.5H	6	75	4,010	4,539	4,825	5,105	5,392	5,677	5,991	6,308	6,678	7,159	7,734	8,308	8,872	9,446	6,047	6,681	8,303	9,257	11,007
Modular 90 Degree Corner Wrap-Over	NY	16	1	47.88W x 34.5D x 29.5H	7	99	4,319	4,936	5,269	5,593	5,930	6,264	6,631	6,998	7,430	7,991	8,662	9,332	9,990	10,659	6,979	7,809	9,931	11,176	13,461

To Order Select Below

1. Series/Model/Style

- NY141
NYC Modular, 135° Corner, Wrap-Over
- NY151
NYC Modular, 150° Corner, Wrap-Over
- NY161
NYC Modular, 90° Corner, Wrap-Over

2. Upholstery Style

- Upholstery Style**
DF DUAL UPHOLSTERY
Dual upholstery option allows for a second textile to be applied to NYC seats and backs.
- 135° Corner**
Plinth 3.0 yds
Seat and Back 4.0 yds
- 150° Corner**
Plinth 3.0 yds
Seat and Back 4.0 yds
- 90° Corner**
Plinth 3.0 yds
Seat and Backs 4.0 yds

3. Leg Choice

- Leg Choice**
C1 ALUMINUM LEGS WITH ADJUSTABLE GLIDES

4. Leg Finish

- Standard Powder Coat**
 - BL BLUE
 - BM BLACK MATTE
 - CP CHAMPAGNE
 - DB DARK BRONZE
 - DG DARK GRAY
 - DP DUSTY PINK
 - DS DARK SAGE
 - LG LIGHT GRAY
 - LL LILAC GRAY
 - LP LIGHT PISTACHIO
 - LR LIPSTICK RED
 - MB MIDNIGHT BLUE
 - MG MEADOW GREEN
 - MK MILK
 - MS METALLIC SILVER
 - NK NICKEL
 - OC OCHRE
 - PY PALE YELLOW
 - RO RED ORANGE
 - RR RUSTY RED
 - SB SOFT BLUE
 - SD SAND
 - TC TERRACOTTA
 - TP TAUPE
- Polished Metal**
AL POLISHED ALUMINUM/CHROME **+232**

Chrome rails with polished aluminum legs.

5. Power

- Power**
Refer to power ordering steps on [page 7](#).

6. Options

- Welt Cord**
 - WI WELT CORD ON SEAT **+61**
 - W3 WELT CORD ON SEAT AND BACK **+153**
- Sewn Tuft**
 - T1 TUFTED SEAT **+61**
 - T3 TUFTED SEAT AND BACK **+153**
- Options**
CT CONTRASTING THREAD

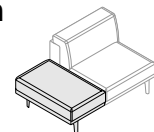
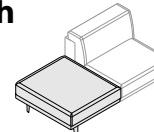
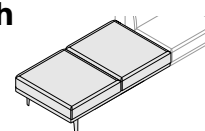
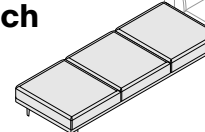
Important Option Parameters
Welt cords and sewn tufts can be specified on the same cushions. Contrasting thread is not available with the welt cord option.

7. Upholstery

- Upholstery**
See [general information section](#) for details on textile program and COM/COL information.
Yardages provided are for non-directional fabrics that are applied railroaded. Directional fabrics may require additional yardage.
When specifying dual upholstery models, the higher of the two grades will determine price.
Tufting will help evenly distribute the wrinkling that will occur with certain leathers and fabrics.

NYC

WRAP-OVER: MODULAR IN-LINE BENCHES

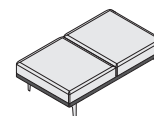
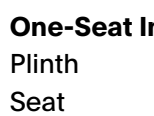
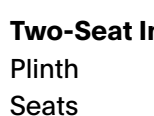
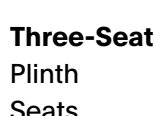
TITLE	SERIES	MODEL	STYLE	DIMENSIONS	COM	COL	Textile Upholstery Grades										Leather Upholstery Grades								
							YDG	SQFT	COM	A	B	COL	C	D	E	F	G	H	I	J	K	L	M	W	X
Modular 2/3-Seat In-line Bench Wrap-Over 	NY	07	1	20W x 34.5D x 17.5H	2.5	30	1,904	2,084	2,183	2,279	2,376	2,476	2,583	2,693	2,817	2,983	3,180	3,377	3,569	3,768	2,741	3,005	3,670	4,064	4,781
Modular One-Seat In-line Bench Wrap-Over 	NY	04	1	30W x 34.5D x 17.5H	3	40	2,222	2,494	2,641	2,783	2,932	3,079	3,239	3,403	3,593	3,842	4,134	4,429	4,721	5,017	3,318	3,659	4,535	5,045	5,988
Modular Two-Seat In-line Bench Wrap-Over 	NY	05	1	60W x 34.5D x 17.5H	5	74	3,491	3,945	4,189	4,427	4,674	4,919	5,190	5,458	5,775	6,188	6,681	7,175	7,658	8,149	5,511	6,139	7,750	8,694	10,431
Modular Three-Seat In-line Bench Wrap-Over 	NY	06	1	90W x 34.5D x 17.5H	7.5	99	5,076	5,712	6,056	6,389	6,733	7,077	7,455	7,833	8,278	8,854	9,543	10,234	10,911	11,600	8,015	8,932	11,274	12,650	15,173

To Order Select Below

1. Series/Model/Style

NY071	NYC Modular, 2/3-Seat In-line Bench, Wrap-Over
NY041	NYC Modular, One-Seat In-line Bench, Wrap-Over
NY051	NYC Modular, Two-Seat In-line Bench, Wrap-Over
NY061	NYC Modular, Three-Seat In-line Bench, Wrap-Over

2. Upholstery Style

DF	DUAL UPHOLSTERY
Dual upholstery option allows for a second textile to be applied to NYC seats and backs.	
	2/3-Seat In-Line Bench
Plinth	1.5 yds
Seat	2.0 yds
	One-Seat In-Line Bench
Plinth	1.5 yds
Seat	2.5 yds
	Two-Seat In-Line Bench
Plinth	2.0 yds
Seats	4.0 yds
	Three-Seat In-Line Bench
Plinth	2.0 yds
Seats	6.0 yds

3. Leg Choice

C1	ALUMINUM LEGS WITH ADJUSTABLE GLIDES
----	---

4. Leg Finish

BL	BLUE	MG	MEADOW GREEN	
BM	BLACK MATTE	MK	MILK	
CP	CHAMPAGNE	MS	METALLIC SILVER	
DB	DARK BRONZE	NK	NICKEL	
DG	DARK GRAY	OC	OCHRE	
DP	DUSTY PINK	PY	PALE YELLOW	
DS	DARK SAGE	RO	RED ORANGE	
LG	LIGHT GRAY	RR	RUSTY RED	
LL	LILAC GRAY	SB	SOFT BLUE	
LP	LIGHT PISTACHIO	SD	SAND	
LR	LIPSTICK RED	TC	TERRACOTTA	
MB	MIDNIGHT BLUE	TP	TAUPE	
Polished Metal		2/3-Seat 1-Seat	2-Seat	3-Seat
AL	POLISHED ALUMINUM/CHROME	+232	+232	+309

Chrome rails with polished aluminum legs.

5. Power

Power
Refer to power ordering steps on [page 7](#).

6. Options

WI	WELT CORD ON SEAT	2/3-Seat 1-Seat	2-Seat	3-Seat
		+61	+123	+183
T1	TUFTED SEAT	+61	+123	+183
CT	CONTRASTING THREAD			
Important Option Parameters				
Welt cords and sewn tufts can be specified on the same cushions. Contrasting thread is not available with the welt cord option.				

7. Upholstery

Upholstery
See [general information section](#) for details on textile program and COM/ COL information.

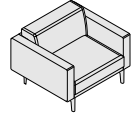
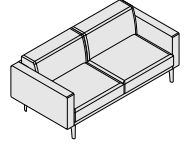
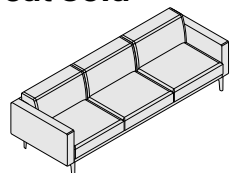
Yardages provided are for non-directional fabrics that are applied railroaded. Directional fabrics may require additional yardage.

When specifying dual upholstery models, the higher of the two grades will determine price.

Tufting will help evenly distribute the wrinkling that will occur with certain leathers and fabrics.

NYC

WRAP-OVERD: STAND ALONE SEATING, 4IN ARM

TITLE	SERIES	MODEL	STYLE	ARM	DIMENSIONS	COM	COL	Textile Upholstery Grades										Leather Upholstery Grades								
								YDG	SQFT	COM	A	B	C	D	E	F	G	H	I	J	K	L	M	W	X	Y
Stand Alone Club Chair Wrap-Over 4in Arm 	NY	11	1	B24	38W x 34.5D x 29.5H	7	108	4,560	5,131	5,443	5,744	6,055	6,365	6,706	7,047	7,448	7,971	8,590	9,212	9,827	10,447	7,445	8,346	10,648	12,000	14,478
Stand Alone Two-Seat Sofa Wrap-Over 4in Arm 	NY	12	1	B24	68W x 34.5D x 29.5H	11	170	6,719	7,600	8,078	8,539	9,019	9,496	10,021	10,546	11,162	11,966	12,923	13,878	14,820	15,776	11,274	12,694	16,322	18,457	22,367
Stand Alone Three-Seat Sofa Wrap-Over 4in Arm 	NY	13	1	B24	98W x 34.5D x 29.5H	15	232	8,881	10,199	10,918	11,612	12,329	13,046	13,832	14,619	15,545	16,747	18,182	19,619	21,031	22,464	15,091	17,035	21,982	24,896	30,234

To Order Select Below

1. Series/Model/Style/Arm

- NY11B24

NYC
Stand Alone, Club Chair
Wrap-Over, 4in Arm
- NY12B24

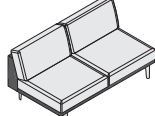
NYC
Stand Alone, Two-Seat
Sofa, Wrap-Over, 4in Arm
- NY13B24

NYC
Stand Alone, Three-Seat
Sofa, Wrap-Over, 4in Arm

2. Upholstery Style

- Upholstery Style**

DF DUAL UPHOLSTERY

Dual upholstery option allows for a second textile to be applied to NYC seats and backs.
- 

Club Chair
Plinth and Arms 4.5 yds
Seat and Back 3.5 yds
- Two-Seat Sofa**
Plinth and Arms 5.5 yds
Seats and Backs 6.0 yds
- Three-Seat Sofa**
Plinth and Arms 6.5 yds
Seats and Backs 9.0 yds

3. Leg Choice

- Leg Choice**

C1 ALUMINUM LEGS WITH ADJUSTABLE GLIDES

4. Leg Finish

- Standard Powder Coat**

BL	BLUE	MG	MEADOW GREEN
BM	BLACK MATTE	MK	MILK
CP	CHAMPAGNE	MS	METALLIC SILVER
DB	DARK BRONZE	NK	NICKEL
DG	DARK GRAY	OC	OCHRE
DP	DUSTY PINK	PY	PALE YELLOW
DS	DARK SAGE	RO	RED ORANGE
LG	LIGHT GRAY	RR	RUSTY RED
LL	LILAC GRAY	SB	SOFT BLUE
LP	LIGHT PISTACHIO	SD	SAND
LR	LIPSTICK RED	TC	TERRACOTTA
MB	MIDNIGHT BLUE	TP	TAUPE
- Polished Metal**

	1-Seat	2-Seat	3-Seat
AL	POLISHED ALUMINUM/CHROME	+232	+309

Chrome rails with polished aluminum legs.

5. Power

- Power**

Refer to power ordering steps on [page 7](#).

6. Options

- Welt Cord**

		1-Seat	2-Seat	3-Seat
WI	WELT CORD ON SEAT	+61	+123	+183
W3	WELT CORD ON SEAT AND BACK	+108	+216	+324
- Sewn Tuft**

		1-Seat	2-Seat	3-Seat
T1	TUFTED SEAT	+61	+123	+183
T3	TUFTED SEAT AND BACK	+108	+216	+324
- Options**

CT	CONTRASTING THREAD
----	--------------------

Important Option Parameters

Welt cords and sewn tufts can be specified on the same cushions. Contrasting thread is not available with the welt cord option.

7. Upholstery

- Upholstery**

See [general information section](#) for details on textile program and COM/ COL information.

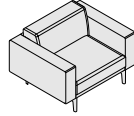
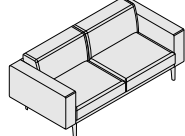
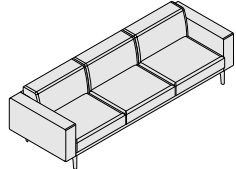
Yardages provided are for non-directional fabrics that are applied railroaded. Directional fabrics may require additional yardage.

When specifying dual upholstery models, the higher of the two grades will determine price.

Tufting will help evenly distribute the wrinkling that will occur with certain leathers and fabrics.

NYC

WRAP-OVER: STAND ALONE SEATING, 6IN ARM

TITLE	SERIES	MODEL	STYLE	ARM	DIMENSIONS	COM	COL	Textile Upholstery Grades										Leather Upholstery Grades								
								YDG	SQFT	COM	A	B	C	D	E	F	G	H	I	J	K	L	M	W	X	Y
Stand Alone Club Chair Wrap-Over 6in Arm 	NY	11	1	B26	42W x 34.5D x 29.5H	7	108	4,560	5,131	5,443	5,744	6,055	6,365	6,706	7,047	7,448	7,971	8,590	9,212	9,827	10,447	7,445	8,346	10,648	12,000	14,478
Stand Alone Two-Seat Sofa Wrap-Over 6in Arm 	NY	12	1	B26	72W x 34.5D x 29.5H	11	170	6,719	7,600	8,078	8,539	9,019	9,496	10,021	10,546	11,162	11,966	12,923	13,878	14,820	15,776	11,274	12,694	16,322	18,457	22,367
Stand Alone Three-Seat Sofa Wrap-Over 6in Arm 	NY	13	1	B26	102W x 34.5D x 29.5H	15	232	8,881	10,199	10,918	11,612	12,329	13,046	13,832	14,619	15,545	16,747	18,182	19,619	21,031	22,464	15,091	17,035	21,982	24,896	30,234

To Order Select Below

1. Series/Model/Style/Arm

- NY11B26

NYC
Stand Alone, Club Chair
Wrap-Over, 6in Arm
- NY12B26

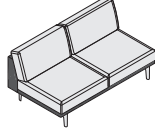
NYC
Stand Alone, Two-Seat
Sofa, Wrap-Over, 6in Arm
- NY13B26

NYC
Stand Alone, Three-Seat
Sofa, Wrap-Over, 6in Arm

2. Upholstery Style

- Upholstery Style**

DF DUAL UPHOLSTERY

Dual upholstery option allows for a second textile to be applied to NYC seats and backs.
- 

Club Chair
Plinth and Arms 4.5 yds
Seat and Back 3.5 yds
- Two-Seat Sofa**
Plinth and Arms 5.5 yds
Seats and Backs 6.0 yds
- Three-Seat Sofa**
Plinth and Arms 6.5 yds
Seats and Backs 9.0 yds

3. Leg Choice

- Leg Choice**

C1 ALUMINUM LEGS WITH ADJUSTABLE GLIDES

4. Leg Finish

- Standard Powder Coat**

BL	BLUE	MG	MEADOW GREEN
BM	BLACK MATTE	MK	MILK
CP	CHAMPAGNE	MS	METALLIC SILVER
DB	DARK BRONZE	NK	NICKEL
DG	DARK GRAY	OC	OCHRE
DP	DUSTY PINK	PY	PALE YELLOW
DS	DARK SAGE	RO	RED ORANGE
LG	LIGHT GRAY	RR	RUSTY RED
LL	LILAC GRAY	SB	SOFT BLUE
LP	LIGHT PISTACHIO	SD	SAND
LR	LIPSTICK RED	TC	TERRACOTTA
MB	MIDNIGHT BLUE	TP	TAUPE
- Polished Metal**

	1-Seat	2-Seat	3-Seat
AL	POLISHED ALUMINUM/CHROME	+232	+309

Chrome rails with polished aluminum legs.

5. Power

- Power**

Refer to power ordering steps on [page 7](#).

6. Options

- Welt Cord**

		1-Seat	2-Seat	3-Seat
WI	WELT CORD ON SEAT	+61	+123	+183
W3	WELT CORD ON SEAT AND BACK	+108	+216	+324
 - Sewn Tuft**

		1-Seat	2-Seat	3-Seat
T1	TUFTED SEAT	+61	+123	+183
T3	TUFTED SEAT AND BACK	+108	+216	+324
 - Options**

CT	CONTRASTING THREAD
----	--------------------
- Important Option Parameters**
Welt cords and sewn tufts can be specified on the same cushions. Contrasting thread is not available with the welt cord option.

7. Upholstery

- Upholstery**

See general information section for details on textile program and COM/ COL information.

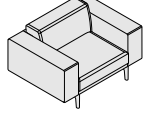
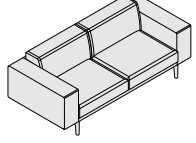
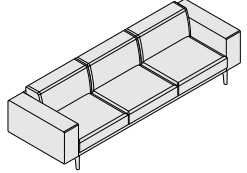
Yardages provided are for non-directional fabrics that are applied railroaded. Directional fabrics may require additional yardage.

When specifying dual upholstery models, the higher of the two grades will determine price.

Tufting will help evenly distribute the wrinkling that will occur with certain leathers and fabrics.

NYC

WRAP-OVER: STAND ALONE SEATING, 9IN ARM

TITLE	SERIES	MODEL	STYLE	ARM	DIMENSIONS	COM YDG	COL SQFT	Textile Upholstery Grades											Leather Upholstery Grades							
								COM	A	B	C	D	E	F	G	H	I	J	K	L	M	W	X	Y	E1	E2
Stand Alone Club Chair Wrap-Over 9in Arm 	NY	11	1	B29	48W x 34.5D x 29.5H	9	112	4,560	5,307	5,715	6,108	6,515	6,920	7,366	7,812	8,338	9,019	9,831	10,645	11,445	12,258	7,565	8,507	10,899	12,308	14,891
Stand Alone Two-Seat Sofa Wrap-Over 9in Arm 	NY	12	1	B29	78W x 34.5D x 29.5H	13	174	6,719	7,774	8,347	8,904	9,479	10,053	10,682	11,311	12,053	13,015	14,164	15,311	16,438	17,588	11,392	12,853	16,574	18,766	22,780
Stand Alone Three-Seat Sofa Wrap-Over 9in Arm 	NY	13	1	B29	108W x 34.5D x 29.5H	17	236	8,881	10,376	11,189	11,974	12,790	13,602	14,493	15,384	16,433	17,796	19,424	21,050	22,649	24,276	15,210	17,191	22,235	25,204	30,647

To Order Select Below

1. Series/Model/Style/Arm

- NY11B29
NYC Stand Alone, Club Chair Wrap-Over, 9in Arm
- NY12B29
NYC Stand Alone, Two-Seat Sofa, Wrap-Over, 9in Arm
- NY13B29
NYC Stand Alone, Three-Seat Sofa, Wrap-Over, 9in Arm

2. Upholstery Style

- Upholstery Style**
DF DUAL UPHOLSTERY
Dual upholstery option allows for a second textile to be applied to NYC seats and backs.
- Club Chair**
Plinth and Arms 6.5 yds
Seat and Back 3.5 yds
- Two-Seat Sofa**
Plinth and Arms 7.5 yds
Seats and Backs 6.0 yds
- Three-Seat Sofa**
Plinth and Arms 9.0 yds
Seats and Backs 8.0 yds

3. Leg Choice

- Leg Choice**
C1 ALUMINUM LEGS WITH ADJUSTABLE GLIDES

4. Leg Finish

- Standard Powder Coat**

BL	BLUE	MG	MEADOW GREEN
BM	BLACK MATTE	MK	MILK
CP	CHAMPAGNE	MS	METALLIC SILVER
DB	DARK BRONZE	NK	NICKEL
DG	DARK GRAY	OC	OCHRE
DP	DUSTY PINK	PY	PALE YELLOW
DS	DARK SAGE	RO	RED ORANGE
LG	LIGHT GRAY	RR	RUSTY RED
LL	LILAC GRAY	SB	SOFT BLUE
LP	LIGHT PISTACHIO	SD	SAND
LR	LIPSTICK RED	TC	TERRACOTTA
MB	MIDNIGHT BLUE	TP	TAUPE
- Polished Metal**

	1-Seat	2-Seat	3-Seat
AL POLISHED ALUMINUM/CHROME	+232	+232	+309

Chrome rails with polished aluminum legs.

5. Power

- Power**
Refer to power ordering steps on page 7.

6. Options

- Welt Cord**

	1-Seat	2-Seat	3-Seat
WI WELT CORD ON SEAT	+61	+123	+183
W3 WELT CORD ON SEAT AND BACK	+108	+216	+324
- Sewn Tuft**

	1-Seat	2-Seat	3-Seat
T1 TUFTED SEAT	+61	+123	+183
T3 TUFTED SEAT AND BACK	+108	+216	+324
- Options**
CT CONTRASTING THREAD

Important Option Parameters

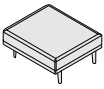
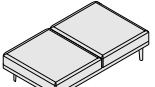
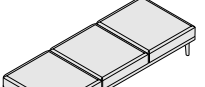
Welt cords and sewn tufts can be specified on the same cushions. Contrasting thread is not available with the welt cord option.

7. Upholstery

- Upholstery**
See general information section for details on textile program and COM/ COL information.
Yardages provided are for non-directional fabrics that are applied railroaded. Directional fabrics may require additional yardage.
When specifying dual upholstery models, the higher of the two grades will determine price.
Tufting will help evenly distribute the wrinkling that will occur with certain leathers and fabrics.

NYC

WRAP-OVER: STAND ALONE BENCHES

TITLE	SERIES	MODEL	STYLE	DIMENSIONS	COM	COL	Textile Upholstery Grades										Leather Upholstery Grades								
							YDG	SQFT	COM	A	B	C	D	E	F	G	H	I	J	K	L	M	W	X	Y
Stand Alone One-Seat Bench Wrap-Over 	NY	01	1	30W x 33.5D x 17.5H	3	40	2,858	3,127	3,274	3,416	3,566	3,713	3,874	4,038	4,228	4,477	4,769	5,066	5,356	5,651	3,952	4,294	5,170	5,679	6,624
Stand Alone Two-Seat Bench Wrap-Over 	NY	02	1	60W x 33.5D x 17.5H	5.5	74	3,491	3,945	4,189	4,427	4,674	4,919	5,190	5,458	5,775	6,188	6,681	7,175	7,658	8,149	5,511	6,139	7,750	8,694	10,431
Stand Alone Three-Seat Bench Wrap-Over 	NY	03	1	90W x 33.5D x 17.5H	7.5	99	5,076	5,712	6,056	6,389	6,733	7,077	7,455	7,833	8,278	8,854	9,543	10,234	10,911	11,600	8,015	8,932	11,274	12,650	15,173

To Order Select Below

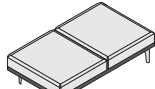
1. Series/Model/Style

- NY011
NYC Stand Alone, One-Seat Bench, Wrap-Over
- NY021
NYC Stand Alone, Two-Seat Bench, Wrap-Over
- NY031
NYC Stand-Alone, Three-Seat Bench, Wrap-Over

2. Upholstery Style

- Upholstery Style**
DF DUAL UPHOLSTERY

Dual upholstery option allows for a second textile to be applied to NYC seats and backs.


- One-Seat Stand Alone Bench**
Plinth 1.5 yds
Seat 2.5 yds
- Two-Seat Stand Alone Bench**
Plinth 2.0 yds
Seats 4.0 yds
- Three-Seat Stand Alone Bench**
Plinth 2.0 yds
Seats 6.0 yds

3. Leg Choice

- Leg Choice**
C1 ALUMINUM LEGS WITH ADJUSTABLE GLIDES

4. Leg Finish

- Standard Powder Coat**

BL	BLUE	MG	MEADOW GREEN
BM	BLACK MATTE	MK	MILK
CP	CHAMPAGNE	MS	METALLIC SILVER
DB	DARK BRONZE	NK	NICKEL
DG	DARK GRAY	OC	OCHRE
DP	DUSTY PINK	PY	PALE YELLOW
DS	DARK SAGE	RO	RED ORANGE
LG	LIGHT GRAY	RR	RUSTY RED
LL	LILAC GRAY	SB	SOFT BLUE
LP	LIGHT PISTACHIO	SD	SAND
LR	LIPSTICK RED	TC	TERRACOTTA
MB	MIDNIGHT BLUE	TP	TAUPE
- Polished Metal**

		1-Seat	2-Seat	3-Seat
AL	POLISHED ALUMINUM/CHROME	+232	+232	+309

Chrome rails with polished aluminum legs.

5. Power

- Power**
Refer to power ordering steps on [page 7](#).

6. Options

- Welt Cord**

WI	WELT CORD ON SEAT	+61	+123	+183
----	-------------------	------------	-------------	-------------
 - Sewn Tuft**

T1	TUFTED SEAT	+61	+123	+183
----	-------------	------------	-------------	-------------
 - Options**

CT	CONTRASTING THREAD			
----	--------------------	--	--	--
- Important Option Parameters**
Welt cords and sewn tufts can be specified on the same cushions. Contrasting thread is not available with the welt cord option.

7. Upholstery

- Upholstery**
See [general information section](#) for details on textile program and COM/ COL information.




Yardages provided are for non-directional fabrics that are applied railroaded. Directional fabrics may require additional yardage.

When specifying dual upholstery models, the higher of the two grades will determine price.

Tufting will help evenly distribute the wrinkling that will occur with certain leathers and fabrics.

NYC

RELAXED: MODULAR SEATING

TITLE	SERIES	MODEL	STYLE	DIMENSIONS	COM		Textile Upholstery Grades										Leather Upholstery Grades								
					YDG	COL	COM	A	B	C	D	E	F	G	H	I	J	K	L	M	W	X	Y	E1	E2
Modular One Seat Unit Relaxed 	NY	11	3	30W x 34.5D x 29.5H	4.5	62	3,857	4,228	4,427	4,623	4,822	5,023	5,246	5,463	5,722	6,061	6,460	6,864	7,257	7,662	5,534	6,057	7,394	8,180	9,621
Modular Two Seat Unit Relaxed 	NY	12	3	60W x 34.5D x 29.5H	8	117	6,325	7,029	7,410	7,782	8,165	8,546	8,968	9,388	9,880	10,523	11,287	12,054	12,804	13,571	9,453	10,431	12,921	14,387	17,075
Modular Three Seat Unit Relaxed 	NY	13	3	90W x 34.5D x 29.5H	12	171	8,795	9,850	10,423	10,978	11,553	12,126	12,755	13,386	14,124	15,089	16,235	17,383	18,514	19,662	13,396	14,834	18,501	20,656	24,611

To Order Select Below

1. Series/Model/Style



NY113
NYC Modular, One-Seat Unit, Relaxed

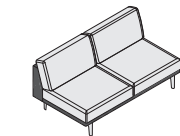
NY123
NYC Modular, Two-Seat Unit, Relaxed

NY133
NYC Modular, Three-Seat Unit, Relaxed

2. Upholstery Style



Upholstery Style
DF DUAL UPHOLSTERY
Dual upholstery option allows for a second textile to be applied to NYC seats and backs.



One-Seat
Plinth 2.0 yds
Seat and Back 3.5 yds

Two-Seat
Plinth 3.0 yds
Seats and Backs 6.0 yds

Three-Seat
Plinth 5.0 yds
Seats and Backs 8.0 yds

3. Leg Choice



Leg Choice
C1 ALUMINUM LEGS WITH ADJUSTABLE GLIDES

4. Leg Finish



Standard Powder Coat

BL	BLUE	MG	MEADOW GREEN
BM	BLACK MATTE	MK	MILK
CP	CHAMPAGNE	MS	METALLIC SILVER
DB	DARK BRONZE	NK	NICKEL
DG	DARK GRAY	OC	OCHRE
DP	DUSTY PINK	PY	PALE YELLOW
DS	DARK SAGE	RO	RED ORANGE
LG	LIGHT GRAY	RR	RUSTY RED
LL	LILAC GRAY	SB	SOFT BLUE
LP	LIGHT PISTACHIO	SD	SAND
LR	LIPSTICK RED	TC	TERRACOTTA
MB	MIDNIGHT BLUE	TP	TAUPE

Polished Metal

	1-Seat	2-Seat	3-Seat	
AL	POLISHED ALUMINUM/CHROME	+232	+232	+309

Chrome rails with polished aluminum legs.

5. Power



Power
Refer to power ordering steps on [page 7](#).

6. Options



Welt Cord

WI	WELT CORD ON SEAT	+61	+123	+183
W3	WELT CORD ON SEAT AND BACK	+108	+216	+324

Options
CT CONTRASTING THREAD

Important Option Parameters
Contrasting thread is not available with the welt cord option.

7. Upholstery



Upholstery
See general information section for details on textile program and COM/ COL information.

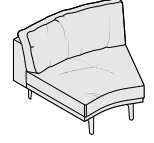
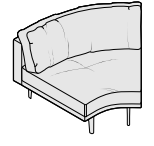
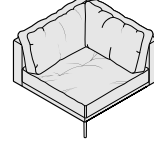
Yardages provided are for non-directional fabrics that are applied railroaded. Directional fabrics may require additional yardage.

When specifying dual upholstery models, the higher of the two grades will determine price.

Tufting will help evenly distribute the wrinkling that will occur with certain leathers and fabrics.

NYC

RELAXED: MODULAR CORNERS

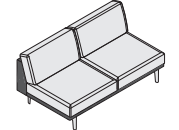
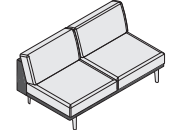
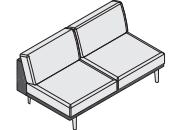
TITLE	SERIES	MODEL	STYLE	DIMENSIONS	COM		Textile Upholstery Grades										Leather Upholstery Grades								
					YDG	COL	COM	A	B	C	D	E	F	G	H	I	J	K	L	M	W	X	Y	E1	E2
Modular 135 Degree Corner Relaxed 	NY	14	3	42W x 34.5D x 29.5H	6	65	4,476	5,000	5,288	5,568	5,854	6,139	6,455	6,769	7,140	7,621	8,196	8,770	9,334	9,908	6,225	6,770	8,168	8,988	10,492
Modular 150 Degree Corner Relaxed 	NY	15	3	40.38W x 34.5D x 29.5H	6	65	4,476	5,000	5,288	5,568	5,854	6,139	6,455	6,769	7,140	7,621	8,196	8,770	9,334	9,908	6,225	6,770	8,168	8,988	10,492
Modular 90 Degree Corner Relaxed 	NY	16	3	47.88W x 34.5D x 29.5H	7	89	4,781	5,330	5,625	5,911	6,208	6,504	6,831	7,155	7,537	8,035	8,628	9,222	9,804	10,398	7,181	7,933	9,848	10,971	13,033

To Order Select Below

1. Series/Model/Style

- NY143
NYC Modular, 135° Corner, Relaxed
- NY153
NYC Modular, 150° Corner, Relaxed
- NY163
NYC Modular, 90° Corner, Relaxed

2. Upholstery Style

- Upholstery Style**
DF DUAL UPHOLSTERY
Dual upholstery option allows for a second textile to be applied to NYC seats and backs.
- 
135° Corner
Plinth 3.0 yds
Seat and Back 4.0 yds
- 
150° Corner
Plinth 3.0 yds
Seat and Back 4.0 yds
- 
90° Corner
Plinth 3.0 yds
Seat and Backs 4.0 yds

3. Leg Choice

- Leg Choice**
C1 ALUMINUM LEGS WITH ADJUSTABLE GLIDES

4. Leg Finish

- Standard Powder Coat**
 - BL BLUE
 - BM BLACK MATTE
 - CP CHAMPAGNE
 - DB DARK BRONZE
 - DG DARK GRAY
 - DP DUSTY PINK
 - DS DARK SAGE
 - LG LIGHT GRAY
 - LL LILAC GRAY
 - LP LIGHT PISTACHIO
 - LR LIPSTICK RED
 - MB MIDNIGHT BLUE
 - MG MEADOW GREEN
 - MK MILK
 - MS METALLIC SILVER
 - NK NICKEL
 - OC OCHRE
 - PY PALE YELLOW
 - RO RED ORANGE
 - RR RUSTY RED
 - SB SOFT BLUE
 - SD SAND
 - TC TERRACOTTA
 - TP TAUPE
- Polished Metal**
AL POLISHED ALUMINUM/CHROME +232
Chrome rails with polished aluminum legs.

5. Power

- Power**
Refer to power ordering steps on page 7.

6. Options



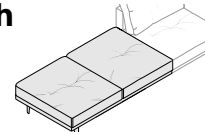
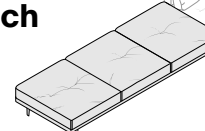
- Welt Cord**
 - WI WELT CORD ON SEAT +61
 - W3 WELT CORD ON SEAT AND BACK +153
- Options**
CT CONTRASTING THREAD
Important Option Parameters
Contrasting thread is not available with the welt cord option.

7. Upholstery

- Upholstery**
See general information section for details on textile program and COM/COL information.
Yardages provided are for non-directional fabrics that are applied railroaded. Directional fabrics may require additional yardage.
When specifying dual upholstery models, the higher of the two grades will determine price.
Tufting will help evenly distribute the wrinkling that will occur with certain leathers and fabrics.

NYC

RELAXED: MODULAR IN-LINE BENCHES

TITLE	SERIES	MODEL	STYLE	DIMENSIONS	COM	COL	Textile Upholstery Grades														Leather Upholstery Grades				
							YDG	SQFT	COM	A	B	C	D	E	F	G	H	I	J	K	L	M	W	X	Y
Modular 2/3-Seat In-line Bench Relaxed 	NY	07	3	20W x 34.5D x 17.5H	2.5	30	2,061	2,243	2,343	2,439	2,536	2,634	2,741	2,851	2,976	3,141	3,338	3,535	3,729	3,927	2,902	3,162	3,828	4,222	4,941
Modular One-Seat In-line Bench Relaxed 	NY	04	3	30W x 34.5D x 17.5H	3	40	2,382	2,651	2,799	2,942	3,091	3,236	3,400	3,563	3,751	3,999	4,294	4,588	4,880	5,175	3,477	3,818	4,694	5,204	6,150
Modular Two-Seat In-line Bench Relaxed 	NY	05	3	60W x 34.5D x 17.5H	5	74	3,807	4,261	4,505	4,744	4,992	5,236	5,507	5,775	6,093	6,505	6,998	7,491	7,974	8,467	5,826	6,458	8,066	9,013	10,746
Modular Three-Seat In-line Bench Relaxed 	NY	06	3	90W x 34.5D x 17.5H	7.5	100	5,553	6,187	6,531	6,865	7,208	7,554	7,932	8,309	8,754	9,331	10,020	10,708	11,385	12,074	8,491	9,408	11,749	13,125	15,650

To Order Select Below

1. Series/Model/Style

- NY073
NYC Modular, 2/3-Seat In-line Bench, Relaxed
- NY043
NYC Modular, One-Seat In-line Bench, Relaxed
- NY053
NYC Modular, Two-Seat In-line Bench, Relaxed
- NY063
NYC Modular, Three-Seat In-line Bench, Relaxed

2. Upholstery Style

- Upholstery Style**
DF DUAL UPHOLSTERY
Dual upholstery option allows for a second textile to be applied to NYC seats and backs.
- 2/3-Seat In-Line Bench**
Plinth 1.5 yds
Seat 2.0 yds
- One-Seat In-Line Bench**
Plinth 1.5 yds
Seat 2.5 yds
- Two-Seat In-Line Bench**
Plinth 2.0 yds
Seats 4.0 yds
- Three-Seat In-Line Bench**
Plinth 2.0 yds
Seats 6.0 yds

3. Leg Choice

- Leg Choice**
C1 ALUMINUM LEGS WITH ADJUSTABLE GLIDES

4. Leg Finish

- Standard Powder Coat**

BL	BLUE	MG	MEADOW GREEN
BM	BLACK MATTE	MK	MILK
CP	CHAMPAGNE	MS	METALLIC SILVER
DB	DARK BRONZE	NK	NICKEL
DG	DARK GRAY	OC	OCHRE
DP	DUSTY PINK	PY	PALE YELLOW
DS	DARK SAGE	RO	RED ORANGE
LG	LIGHT GRAY	RR	RUSTY RED
LL	LILAC GRAY	SB	SOFT BLUE
LP	LIGHT PISTACHIO	SD	SAND
LR	LIPSTICK RED	TC	TERRACOTTA
MB	MIDNIGHT BLUE	TP	TAUPE
- Polished Metal**

		2/3-Seat 1-Seat	2-Seat	3-Seat
AL	POLISHED ALUMINUM/CHROME	+232	+232	+309

Chrome rails with polished aluminum legs.

5. Power

- Power**
Refer to power ordering steps on [page 7](#).

6. Options

- Welt Cord**

WI	WELT CORD ON SEAT	+61	+123	+183
----	-------------------	------------	-------------	-------------
- Options**
CT CONTRASTING THREAD
- Important Option Parameters**
Contrasting thread is not available with the welt cord option.

7. Upholstery

- Upholstery**
See [general information section](#) for details on textile program and COM/ COL information.



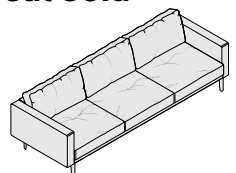
Yardages provided are for non-directional fabrics that are applied railroaded. Directional fabrics may require additional yardage.

When specifying dual upholstery models, the higher of the two grades will determine price.

Tufting will help evenly distribute the wrinkling that will occur with certain leathers and fabrics.

NYC

RELAXED: STAND ALONE SEATING, 4IN ARM

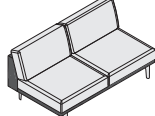
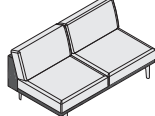
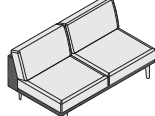
TITLE	SERIES	MODEL	STYLE	ARM	DIMENSIONS	COM	COL	Textile Upholstery Grades										Leather Upholstery Grades								
								YDG	SQFT	COM	A	B	C	D	E	F	G	H	I	J	K	L	M	W	X	Y
Stand Alone Club Chair Relaxed 4in Arm 	NY	11	3	B24	38W x 34.5D x 29.5H	7	98	4,867	5,424	5,723	6,017	6,316	6,619	6,947	7,279	7,668	8,171	8,776	9,378	9,972	10,574	7,583	8,432	10,598	11,868	14,202
Stand Alone Two-Seat Sofa Relaxed 4in Arm 	NY	12	3	B24	68W x 34.5D x 29.5H	11	154	7,338	8,217	8,694	9,157	9,635	10,114	10,638	11,162	11,779	12,581	13,540	14,496	15,436	16,395	11,484	12,780	16,236	18,027	21,592
Stand Alone Three-Seat Sofa Relaxed 4in Arm 	NY	13	3	B24	98W x 34.5D x 29.5H	14	209	9,805	11,124	11,842	12,536	13,254	13,971	14,759	15,545	16,470	17,675	19,108	20,544	21,954	23,391	15,428	17,184	21,664	24,301	29,129

To Order Select Below

1. Series/Model/Style/Arm

NY113B24	NYC Stand Alone, Club Chair Relaxed, 4in Arm
NY123B24	NYC Stand Alone, Two-Seat Sofa, Relaxed, 4in Arm
NY133B24	NYC Stand Alone, Three-Seat Sofa, Relaxed, 4in Arm

2. Upholstery Style

DF	DUAL UPHOLSTERY	Dual upholstery option allows for a second textile to be applied to NYC seats and backs.
	Club Chair	Plinth and Arms 4.5 yds Seat and Back 3.5 yds
	Two-Seat Sofa	Plinth and Arms 5.5 yds Seats and Backs 6.0 yds
	Three-Seat Sofa	Plinth and Arms 6.5 yds Seats and Backs 8.0 yds

3. Leg Choice

C1	ALUMINUM LEGS WITH ADJUSTABLE GLIDES
----	--------------------------------------

4. Leg Finish

Standard Powder Coat	BL BLUE	MG MEADOW GREEN	
BM BLACK MATTE	MK MILK		
CP CHAMPAGNE	MS METALLIC SILVER		
DB DARK BRONZE	NK NICKEL		
DG DARK GRAY	OC OCHRE		
DP DUSTY PINK	PY PALE YELLOW		
DS DARK SAGE	RO RED ORANGE		
LG LIGHT GRAY	RR RUSTY RED		
LL LILAC GRAY	SB SOFT BLUE		
LP LIGHT PISTACHIO	SD SAND		
LR LIPSTICK RED	TC TERRACOTTA		
MB MIDNIGHT BLUE	TP TAUPE		
Polished Metal	1-Seat	2-Seat	3-Seat
AL POLISHED ALUMINUM/CHROME	+232	+232	+309

Chrome rails with polished aluminum legs.

5. Power

Power
Refer to power ordering steps on [page 7](#).

6. Options

Welt Cord		1-Seat	2-Seat	3-Seat
WI WELT CORD ON SEAT		+61	+123	+183
W3 WELT CORD ON SEAT AND BACK		+108	+216	+324
Options				
CT CONTRASTING THREAD				
Important Option Parameters	Contrasting thread is not available with the welt cord option.			

7. Upholstery

Upholstery
See general information section for details on textile program and COM/ COL information.


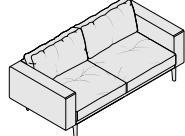
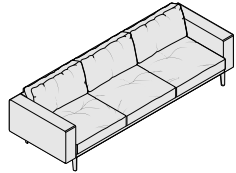
Yardages provided are for non-directional fabrics that are applied railroaded. Directional fabrics may require additional yardage.

When specifying dual upholstery models, the higher of the two grades will determine price.

Tufting will help evenly distribute the wrinkling that will occur with certain leathers and fabrics.

NYC

RELAXED: STAND ALONE SEATING, 6IN ARM

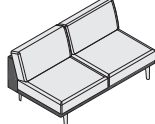
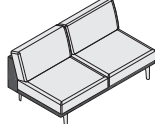
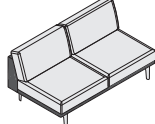
TITLE	SERIES	MODEL	STYLE	ARM	DIMENSIONS	Textile Upholstery Grades		Leather Upholstery Grades																		
						COM	COL	COM	A	B	COL	C	D	E	F	G	H	I	J	K	L	M	W	X	Y	E1
Stand Alone Club Chair Relaxed 6in Arm 	NY	11	3	B26	42W x 34.5D x 29.5H	7	98	4,867	5,424	5,723	6,017	6,316	6,619	6,947	7,279	7,668	8,171	8,776	9,378	9,972	10,574	7,583	8,432	10,598	11,868	14,202
Stand Alone Two-Seat Sofa Relaxed 6in Arm 	NY	12	3	B26	72W x 34.5D x 29.5H	11	154	7,338	8,217	8,694	9,157	9,635	10,114	10,638	11,162	11,779	12,581	13,540	14,496	15,436	16,395	11,484	12,780	16,236	18,027	21,592
Stand Alone Three-Seat Sofa Relaxed 6in Arm 	NY	13	3	B26	102W x 34.5D x 29.5H	14	209	9,805	11,124	11,842	12,536	13,254	13,971	14,759	15,545	16,470	17,675	19,108	20,544	21,954	23,391	15,428	17,184	21,664	24,301	29,129

To Order Select Below

1. Series/Model/Style/Arm

NY113B26	NYC Stand Alone, Club Chair Relaxed, 6in Arm
NY123B26	NYC Stand Alone, Two-Seat Sofa, Relaxed, 6in Arm
NY133B26	NYC Stand Alone, Three-Seat Sofa, Relaxed, 6in Arm

2. Upholstery Style

DF	DUAL UPHOLSTERY
Dual upholstery option allows for a second textile to be applied to NYC seats and backs.	
	Club Chair
Plinth and Arms	4.5 yds
Seat and Back	3.5 yds
	Two-Seat Sofa
Plinth and Arms	5.5 yds
Seats and Backs	6.0 yds
	Three-Seat Sofa
Plinth and Arms	6.5 yds
Seats and Backs	9.0 yds

3. Leg Choice

C1	ALUMINUM LEGS WITH ADJUSTABLE GLIDES
----	--------------------------------------

4. Leg Finish

BL	BLUE	MG	MEADOW GREEN
BM	BLACK MATTE	MK	MILK
CP	CHAMPAGNE	MS	METALLIC SILVER
DB	DARK BRONZE	NK	NICKEL
DG	DARK GRAY	OC	OCHRE
DP	DUSTY PINK	PY	PALE YELLOW
DS	DARK SAGE	RO	RED ORANGE
LG	LIGHT GRAY	RR	RUSTY RED
LL	LILAC GRAY	SB	SOFT BLUE
LP	LIGHT PISTACHIO	SD	SAND
LR	LIPSTICK RED	TC	TERRACOTTA
MB	MIDNIGHT BLUE	TP	TAUPE
Polished Metal			
AL	POLISHED ALUMINUM/CHROME	+232	+232
		+309	

Chrome rails with polished aluminum legs.

5. Power

Power
Refer to power ordering steps on [page 7](#).

6. Options

WI	WELT CORD ON SEAT	+61	+123	+183
W3	WELT CORD ON SEAT AND BACK	+108	+216	+324
Options				
CT	CONTRASTING THREAD			
Important Option Parameters Contrasting thread is not available with the welt cord option.				

7. Upholstery

Upholstery
See [general information section](#) for details on textile program and COM/ COL information.



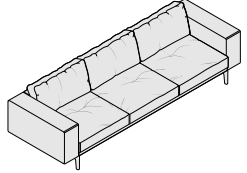
Yardages provided are for non-directional fabrics that are applied railroaded. Directional fabrics may require additional yardage.

When specifying dual upholstery models, the higher of the two grades will determine price.

Tufting will help evenly distribute the wrinkling that will occur with certain leathers and fabrics.

NYC

RELAXED: STAND ALONE SEATING, 9IN ARM

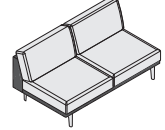
TITLE	SERIES	MODEL	STYLE	ARM	DIMENSIONS	Textile Upholstery Grades		Leather Upholstery Grades																		
						COM	COL	COM	A	B	C	D	E	F	G	H	I	J	K	L	M	W	X	Y	E1	E2
Stand Alone Club Chair Relaxed 9in Arm 	NY	11	3	B29	48W x 34.5D x 29.5H	9	102	4,867	5,616	6,024	6,416	6,822	7,228	7,675	8,121	8,648	9,327	10,140	10,954	11,753	12,566	7,705	8,589	10,850	12,180	14,615
Stand Alone Two-Seat Sofa Relaxed 9in Arm 	NY	12	3	B29	78W x 34.5D x 29.5H	13	159	7,338	8,217	8,694	9,157	9,635	10,114	10,638	11,162	11,779	12,581	13,540	14,496	15,436	16,395	11,603	12,937	16,491	18,337	22,005
Stand Alone Three-Seat Sofa Relaxed 9in Arm 	NY	13	3	B29	108W x 34.5D x 29.5H	16	214	9,805	11,212	11,977	12,717	13,484	14,247	15,089	15,926	16,916	18,197	19,729	21,259	22,765	24,294	15,547	17,340	21,917	24,608	29,541

To Order Select Below

1. Series/Model/Style/Arm

NY113B29	NYC Stand Alone, Club Chair Relaxed, 9in Arm
NY123B29	NYC Stand Alone, Two-Seat Sofa, Relaxed, 9in Arm
NY133B29	NYC Stand Alone, Three-Seat Sofa, Relaxed, 9in Arm

2. Upholstery Style

DF	DUAL UPHOLSTERY	Dual upholstery option allows for a second textile to be applied to NYC seats and backs.
	Club Chair	Plinth and Arms 6.5 yds Seat and Back 3.5 yds
	Two-Seat Sofa	Plinth and Arms 7.5 yds Seats and Backs 6.0 yds
	Three-Seat Sofa	Plinth and Arms 9.0 yds Seats and Backs 8.0 yds

3. Leg Choice

C1	ALUMINUM LEGS WITH ADJUSTABLE GLIDES
----	--------------------------------------

4. Leg Finish

BL	BLUE	MG	MEADOW GREEN	
BM	BLACK MATTE	MK	MILK	
CP	CHAMPAGNE	MS	METALLIC SILVER	
DB	DARK BRONZE	NK	NICKEL	
DG	DARK GRAY	OC	OCHRE	
DP	DUSTY PINK	PY	PALE YELLOW	
DS	DARK SAGE	RO	RED ORANGE	
LG	LIGHT GRAY	RR	RUSTY RED	
LL	LILAC GRAY	SB	SOFT BLUE	
LP	LIGHT PISTACHIO	SD	SAND	
LR	LIPSTICK RED	TC	TERRACOTTA	
MB	MIDNIGHT BLUE	TP	TAUPE	
	Polished Metal	1-Seat	2-Seat	3-Seat
AL	POLISHED ALUMINUM/CHROME	+232	+232	+309

Chrome rails with polished aluminum legs.

5. Power

Power
Refer to power ordering steps on page 7.

6. Options

WI	WELT CORD ON SEAT	+61	+123	+183
W3	WELT CORD ON SEAT AND BACK	+108	+216	+324
	Options			
CT	CONTRASTING THREAD			
	Important Option Parameters			
	Contrasting thread is not available with the welt cord option.			

7. Upholstery

Upholstery
See general information section for details on textile program and COM/ COL information.


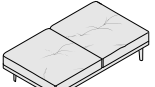

Yardages provided are for non-directional fabrics that are applied railroaded. Directional fabrics may require additional yardage.

When specifying dual upholstery models, the higher of the two grades will determine price.

Tufting will help evenly distribute the wrinkling that will occur with certain leathers and fabrics.

NYC

RELAXED: STAND ALONE BENCHES

TITLE	SERIES	MODEL	STYLE	DIMENSIONS	COM	COL	Textile Upholstery Grades										Leather Upholstery Grades								
							YDG	SQFT	COM	A	B	C	D	E	F	G	H	I	J	K	L	M	W	X	Y
Stand Alone One-Seat Bench Relaxed 	NY	01	3	30W x 33.5D x 17.5H	3	40	3,014	3,287	3,434	3,578	3,725	3,872	4,034	4,196	4,388	4,633	4,929	5,222	5,515	5,809	4,112	4,451	5,327	5,840	6,783
Stand Alone Two-Seat Bench Relaxed 	NY	02	3	60W x 33.5D x 17.5H	5.5	74	3,807	4,261	4,505	4,744	4,992	5,236	5,507	5,775	6,093	6,505	6,998	7,491	7,974	8,467	5,826	6,458	8,066	9,013	10,746
Stand Alone Three-Seat Bench Relaxed 	NY	03	3	90W x 33.5D x 17.5H	7.5	100	5,553	6,187	6,531	6,865	7,208	7,554	7,932	8,309	8,754	9,331	10,020	10,708	11,385	12,074	8,491	9,408	11,749	13,125	15,650

To Order Select Below

1. Series/Model/Style

NY013

NYC Stand Alone, One-Seat Bench, Relaxed

NY023

NYC Stand Alone, Two-Seat Bench, Relaxed

NY033

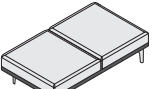
NYC Stand-Alone, Three-Seat Bench, Relaxed

2. Upholstery Style

Upholstery Style

DF DUAL UPHOLSTERY

Dual upholstery option allows for a second textile to be applied to NYC seats and backs.



One-Seat Stand Alone Bench
Plinth 1.5 yds
Seat 2.0 yds

Two-Seat Stand Alone Bench
Plinth 2.0 yds
Seats 4.0 yds

Three-Seat Stand Alone Bench
Plinth 2.0 yds
Seats 6.0 yds

3. Leg Choice

Leg Choice

C1 ALUMINUM LEGS WITH ADJUSTABLE GLIDES

4. Leg Finish

Standard Powder Coat

BL	BLUE	MG	MEADOW GREEN
BM	BLACK MATTE	MK	MILK
CP	CHAMPAGNE	MS	METALLIC SILVER
DB	DARK BRONZE	NK	NICKEL
DG	DARK GRAY	OC	OCHRE
DP	DUSTY PINK	PY	PALE YELLOW
DS	DARK SAGE	RO	RED ORANGE
LG	LIGHT GRAY	RR	RUSTY RED
LL	LILAC GRAY	SB	SOFT BLUE
LP	LIGHT PISTACHIO	SD	SAND
LR	LIPSTICK RED	TC	TERRACOTTA
MB	MIDNIGHT BLUE	TP	TAUPE

Polished Metal

	1-Seat	2-Seat	3-Seat	
AL	POLISHED ALUMINUM/CHROME	+232	+232	+309

Chrome rails with polished aluminum legs.

5. Power

Power

Refer to power ordering steps on [page 7](#).

6. Options

Welt Cord

WI	WELT CORD ON SEAT	+61	+123	+183
----	-------------------	------------	-------------	-------------

Options

CT CONTRASTING THREAD

Important Option Parameters
Contrasting thread is not available with the welt cord option.

7. Upholstery

Upholstery

See general information section for details on textile program and COM/ COL information.

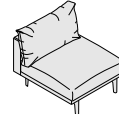

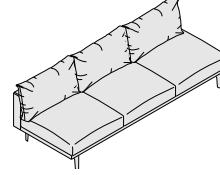
Yardages provided are for non-directional fabrics that are applied railroaded. Directional fabrics may require additional yardage.

When specifying dual upholstery models, the higher of the two grades will determine price.

Tufting will help evenly distribute the wrinkling that will occur with certain leathers and fabrics.

NYC

LOOSE: MODULAR SEATING

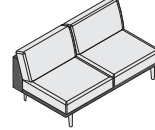
TITLE	SERIES	MODEL	STYLE	DIMENSIONS	COM	COL	Textile Upholstery Grades														Leather Upholstery Grades				
							YDG	SQFT	COM	A	B	C	D	E	F	G	H	I	J	K	L	M	W	X	Y
Modular One-Seat Unit Loose Full Back Cushion 	NY	11	5	30W x 34.5D x 31H	5	78	3,703	4,142	4,382	4,612	4,853	5,090	5,353	5,616	5,924	6,325	6,805	7,284	7,752	8,232	5,613	6,128	7,870	8,519	9,513
Modular Two-Seat Unit Loose Full Back Cushion 	NY	12	5	60W x 34.5D x 31H	8.5	135	6,018	6,719	7,103	7,474	7,856	8,238	8,658	9,079	9,571	10,215	10,978	11,745	12,497	13,262	9,302	10,189	13,598	15,304	17,336
Modular Three-Seat Unit Loose Full Back Cushion 	NY	13	5	90W x 34.5D x 31H	12	199	8,332	9,299	9,825	10,334	10,860	11,385	11,964	12,540	13,218	14,102	15,154	16,204	17,239	18,294	13,188	14,497	19,542	21,989	25,458

To Order Select Below

1. Series/Model/Style

- NY115
NYC Modular, One-Seat Unit, Loose, Full Back Cushion
- NY125
NYC Modular, Two-Seat Unit, Loose, Full Back Cushion
- NY135
NYC Modular, Three-Seat Unit, Loose, Full Back Cushion

2. Upholstery Style

- DF DUAL UPHOLSTERY
Dual upholstery option allows for a second textile to be applied to NYC seats and backs.
- 
 - One-Seat**
Plinth 2.1 yds
Seat and Back 3.2 yds
 - Two-Seat**
Plinth 3.0 yds
Seats and Backs 5.5 yds
 - Three-Seat**
Plinth 4.0 yds
Seats and Backs 8.5 yds

3. Leg Choice

- C1 ALUMINUM LEGS WITH ADJUSTABLE GLIDES

4. Leg Finish

- Standard Powder Coat**
 - BL BLUE
 - BM BLACK MATTE
 - CP CHAMPAGNE
 - DB DARK BRONZE
 - DG DARK GRAY
 - DP DUSTY PINK
 - DS DARK SAGE
 - LG LIGHT GRAY
 - LL LILAC GRAY
 - LP LIGHT PISTACHIO
 - LR LIPSTICK RED
 - MB MIDNIGHT BLUE
 - MG MEADOW GREEN
 - MK MILK
 - MS METALLIC SILVER
 - NK NICKEL
 - OC OCHRE
 - PY PALE YELLOW
 - RO RED ORANGE
 - RR RUSTY RED
 - SB SOFT BLUE
 - SD SAND
 - TC TERRACOTTA
 - TP TAUPE
- Polished Metal**

	1-Seat	2-Seat	3-Seat
AL POLISHED ALUMINUM/CHROME	+232	+232	+309

Chrome rails with polished aluminum legs.

5. Power

- Power**
Refer to power ordering steps on [page 7](#).

6. Options



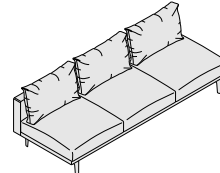
- CT CONTRASTING THREAD

7. Upholstery

- Upholstery**
See [general information section](#) for details on textile program and COM/COL information.
- Yardages provided are for non-directional fabrics that are applied railroaded. Directional fabrics may require additional yardage.
- When specifying dual upholstery models, the higher of the two grades will determine price.

NYC

LOOSE: MODULAR SEATING

TITLE	SERIES	MODEL	STYLE	DIMENSIONS	Textile Upholstery Grades		Leather Upholstery Grades																		
					COM	COL	COM	A	B	C	D	E	F	G	H	I	J	K	L	M	W	X	Y	E1	E2
Modular One-Seat Unit Loose Partial Back Cushion 	NY	11	4	30W x 34.5D x 31H	5	78	3,703	4,142	4,382	4,612	4,853	5,090	5,353	5,616	5,924	6,325	6,805	7,284	7,752	8,232	5,613	6,128	7,870	8,519	9,513
Modular Two-Seat Unit Loose Partial Back Cushion 	NY	12	4	60W x 34.5D x 31H	8.5	135	6,018	6,719	7,103	7,474	7,856	8,238	8,658	9,079	9,571	10,215	10,978	11,745	12,497	13,262	9,302	10,189	13,598	15,304	17,336
Modular Three-Seat Unit Loose Partial Back Cushion 	NY	13	4	90W x 34.5D x 31H	12	199	8,332	9,299	9,825	10,334	10,860	11,385	11,964	12,540	13,218	14,102	15,154	16,204	17,239	18,294	13,188	14,497	19,542	21,989	25,458

To Order Select Below

1. Series/Model/Style



NY114
NYC
Modular, One-Seat Unit,
Loose, Partial Back
Cushion

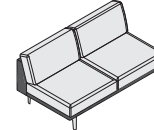
NY124
NYC
Modular, Two-Seat Unit,
Loose, Partial Back
Cushion

NY134
NYC
Modular, Three-Seat Unit,
Loose, Partial Back
Cushion

2. Upholstery Style



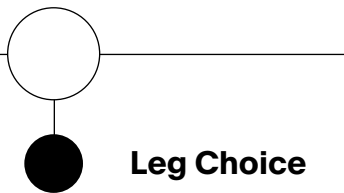
DF DUAL UPHOLSTERY
 Dual upholstery option allows for a second textile to be applied to NYC seats and backs.


One-Seat
 Plinth 2.1 yds
 Seat and Back 3.2 yds

Two-Seat
 Plinth 3.0 yds
 Seats and Backs 5.5 yds

Three-Seat
 Plinth 4.0 yds
 Seats and Backs 8.5 yds

3. Leg Choice



C1 ALUMINUM LEGS WITH ADJUSTABLE GLIDES

4. Leg Finish



Standard Powder Coat
 BL BLUE
 BM BLACK MATTE
 CP CHAMPAGNE
 DB DARK BRONZE
 DG DARK GRAY
 DP DUSTY PINK
 DS DARK SAGE
 LG LIGHT GRAY
 LL LILAC GRAY
 LP LIGHT PISTACHIO
 LR LIPSTICK RED
 MB MIDNIGHT BLUE

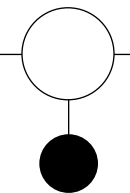
Polished Metal
 AL POLISHED ALUMINUM/CHROME

MG MEADOW GREEN
 MK MILK
 MS METALLIC SILVER
 NK NICKEL
 OC OCHRE
 PY PALE YELLOW
 RO RED ORANGE
 RR RUSTY RED
 SB SOFT BLUE
 SD SAND
 TC TERRACOTTA
 TP TAUPE

1-Seat 2-Seat 3-Seat
 +232 +232 +309

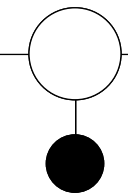
Chrome rails with polished aluminum legs.

5. Power



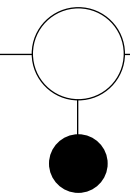
Power
 Refer to power ordering steps on [page 7](#).

6. Options



CT CONTRASTING THREAD

7. Upholstery



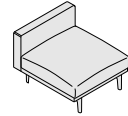
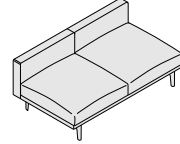
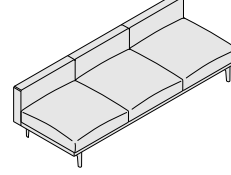
See general information section for details on textile program and COM/COL information.

Yardages provided are for non-directional fabrics that are applied railroaded. Directional fabrics may require additional yardage.

When specifying dual upholstery models, the higher of the two grades will determine price.

NYC

LOOSE: MODULAR SEATING

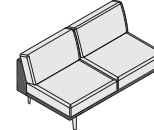
TITLE	SERIES	MODEL	STYLE	DIMENSIONS	COM	COL	Textile Upholstery Grades										Leather Upholstery Grades								
							YDG	SQFT	COM	A	B	C	D	E	F	G	H	I	J	K	L	M	W	X	Y
Modular One-Seat Unit Loose No Back																									
	NY	11	6	30W x 34.5D x 25.25H	4	56	3,202	3,553	3,744	3,931	4,122	4,314	4,522	4,732	4,978	5,302	5,682	6,064	6,441	6,823	4,577	4,949	6,330	7,138	7,911
Modular Two-Seat Unit Loose No Back																									
	NY	12	6	60W x 34.5D x 25.25H	6	94	5,016	5,541	5,829	6,108	6,395	6,680	6,996	7,310	7,680	8,162	8,737	9,310	9,875	10,448	7,316	7,936	10,328	12,447	13,912
Modular Three-Seat Unit Loose No Back																									
	NY	13	6	90W x 34.5D x 25.25H	8.5	139	6,828	7,574	7,980	8,374	8,782	9,188	9,632	10,081	10,604	11,286	12,098	12,913	13,712	14,525	10,222	11,140	14,666	17,840	20,017

To Order Select Below

1. Series/Model/Style

- NY116
**NYC
Modular, One-Seat Unit,
Loose, No Back**
- NY126
**NYC
Modular, Two-Seat Unit,
Loose, No Back**
- NY136
**NYC
Modular, Three-Seat Unit,
Loose, No Back**

2. Upholstery Style

- Upholstery Style**
DF DUAL UPHOLSTERY
Dual upholstery option allows for a second textile to be applied to NYC seats and backs.
- 
One-Seat
Plinth 2.0 yds
Seat 2.0 yds
- Two-Seat**
Plinth 3.0 yds
Seats 3.0 yds
- Three-Seat**
Plinth 4.0 yds
Seats 4.5 yds

3. Leg Choice

- Leg Choice**
ALUMINUM LEGS WITH ADJUSTABLE GLIDES
C1

4. Leg Finish

- Standard Powder Coat**
 - BL BLUE
 - BM BLACK MATTE
 - CP CHAMPAGNE
 - DB DARK BRONZE
 - DG DARK GRAY
 - DP DUSTY PINK
 - DS DARK SAGE
 - LG LIGHT GRAY
 - LL LILAC GRAY
 - LP LIGHT PISTACHIO
 - LR LIPSTICK RED
 - MB MIDNIGHT BLUE
 - MG MEADOW GREEN
 - MK MILK
 - MS METALLIC SILVER
 - NK NICKEL
 - OC OCHRE
 - PY PALE YELLOW
 - RO RED ORANGE
 - RR RUSTY RED
 - SB SOFT BLUE
 - SD SAND
 - TC TERRACOTTA
 - TP TAUPE
- Polished Metal**

	1-Seat	2-Seat	3-Seat
AL POLISHED ALUMINUM/CHROME	+232	+232	+309

Chrome rails with polished aluminum legs.

5. Power

- Power**
Refer to power ordering steps on [page 7](#).

6. Options

- Options**
CT CONTRASTING THREAD

7. Upholstery

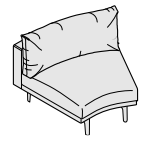
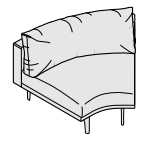
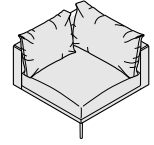
- Upholstery**
See general information section for details on textile program and COM/COL information.

Yardages provided are for non-directional fabrics that are applied railroaded. Directional fabrics may require additional yardage.

When specifying dual upholstery models, the higher of the two grades will determine price.

NYC

LOOSE: MODULAR CORNERS

TITLE	SERIES	MODEL	STYLE	DIMENSIONS	COM	COL	Textile Upholstery Grades										Leather Upholstery Grades								
							YDG	SQFT	COM	A	B	COL	C	D	E	F	G	H	I	J	K	L	M	W	X
Modular 135 Degree Corner Loose Full Back Cushion 	NY	14	5	42W x 34.5D x 31H	6.3	82	4,319	4,847	5,133	5,412	5,701	5,986	6,303	6,616	6,987	7,466	8,039	8,616	9,179	9,754	6,312	6,850	8,821	9,134	10,129
Modular 150 Degree Corner Loose Full Back Cushion 	NY	15	5	40.38W x 34.5D x 31H	6	82	4,319	4,847	5,133	5,412	5,701	5,986	6,303	6,616	6,987	7,466	8,039	8,616	9,179	9,754	6,312	6,850	8,821	9,134	10,129
Modular 90 Degree Corner Loose Full Back Cushion 	NY	16	5	47.88W x 34.5D x 31H	6	110	4,628	5,068	5,307	5,539	5,778	6,018	6,280	6,542	6,850	7,252	7,729	8,209	8,678	9,157	7,322	8,051	10,412	11,592	13,241

To Order Select Below

1. Series/Model/Style



NY145
NYC Modular, 135° Corner, Loose, Full Back Cushion

NY155
NYC Modular, 150° Corner, Loose, Full Back Cushion

NY165
NYC Modular, 90° Corner, Loose, Full Back Cushion

2. Upholstery Style



DF DUAL UPHOLSTERY
Dual upholstery option allows for a second textile to be applied to NYC seats and backs.

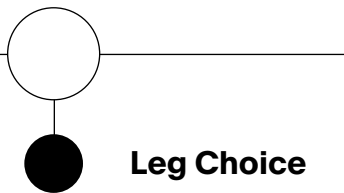


135° Corner
Plinth 3.0 yds
Seat and Back 4.0 yds

150° Corner
Plinth 3.0 yds
Seat and Back 4.0 yds

90° Corner
Plinth 3.0 yds
Seat and Backs 4.0 yds

3. Leg Choice



C1 ALUMINUM LEGS WITH ADJUSTABLE GLIDES

4. Leg Finish



- BL BLUE
- BM BLACK MATTE
- CP CHAMPAGNE
- DB DARK BRONZE
- DG DARK GRAY
- DP DUSTY PINK
- DS DARK SAGE
- LG LIGHT GRAY
- LL LILAC GRAY
- LP LIGHT PISTACHIO
- LR LIPSTICK RED
- MB MIDNIGHT BLUE

Polished Metal
AL POLISHED ALUMINUM/CHROME +232

Chrome rails with polished aluminum legs.

5. Power



Power
Refer to power ordering steps on [page 7](#).

6. Options



CT CONTRASTING THREAD

7. Upholstery



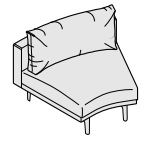
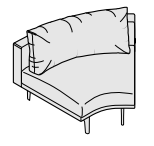
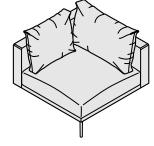
See general information section for details on textile program and COM/COL information.

Yardages provided are for non-directional fabrics that are applied railroaded. Directional fabrics may require additional yardage.

When specifying dual upholstery models, the higher of the two grades will determine price.

NYC

LOOSE: MODULAR CORNERS

TITLE	SERIES	MODEL	STYLE	DIMENSIONS	COM	COL	Textile Upholstery Grades										Leather Upholstery Grades								
							YDG	SQFT	COM	A	B	C	D	E	F	G	H	I	J	K	L	M	W	X	Y
Modular 135 Degree Corner Loose Partial Back Cushion 	NY	14	4	42W x 34.5D x 31H	6.3	82	4,319	4,847	5,133	5,412	5,701	5,986	6,303	6,616	6,987	7,466	8,039	8,616	9,179	9,754	6,312	6,850	8,821	9,134	10,129
Modular 150 Degree Corner Loose Partial Back Cushion 	NY	15	4	40.38W x 34.5D x 31H	6	82	4,319	4,847	5,133	5,412	5,701	5,986	6,303	6,616	6,987	7,466	8,039	8,616	9,179	9,754	6,312	6,850	8,821	9,134	10,129
Modular 90 Degree Corner Loose Partial Back Cushion 	NY	16	4	47.88W x 34.5D x 31H	6	110	4,628	5,068	5,307	5,539	5,778	6,018	6,280	6,542	6,850	7,252	7,729	8,209	8,678	9,157	7,322	8,051	10,412	11,592	13,241

To Order Select Below

1. Series/Model/Style



NY144
NYC Modular, 135° Corner, Loose, Partial Back Cushion

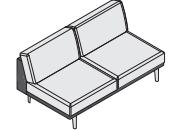
NY154
NYC Modular, 150° Corner, Loose, Partial Back Cushion

NY164
NYC Modular, 90° Corner, Loose, Partial Back Cushion

2. Upholstery Style



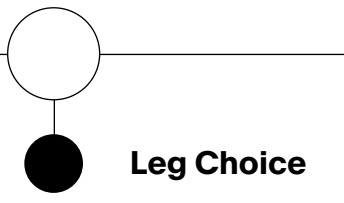
DF DUAL UPHOLSTERY
Dual upholstery option allows for a second textile to be applied to NYC seats and backs.


135° Corner Plinth 3.0 yds
Seat and Back 4.0 yds

150° Corner Plinth 3.0 yds
Seat and Back 4.0 yds


90° Corner Plinth 3.0 yds
Seat and Backs 4.0 yds

3. Leg Choice



C1 ALUMINUM LEGS WITH ADJUSTABLE GLIDES

4. Leg Finish



- BL BLUE
- BM BLACK MATTE
- CP CHAMPAGNE
- DB DARK BRONZE
- DG DARK GRAY
- DP DUSTY PINK
- DS DARK SAGE
- LG LIGHT GRAY
- LL LILAC GRAY
- LP LIGHT PISTACHIO
- LR LIPSTICK RED
- MB MIDNIGHT BLUE

Polished Metal
AL POLISHED ALUMINUM/CHROME +232

Chrome rails with polished aluminum legs.

5. Power



Power
Refer to power ordering steps on [page 7](#).

6. Options



CT CONTRASTING THREAD

7. Upholstery



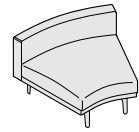
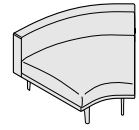
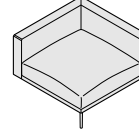
See general information section for details on textile program and COM/COL information.

Yardages provided are for non-directional fabrics that are applied railroaded. Directional fabrics may require additional yardage.

When specifying dual upholstery models, the higher of the two grades will determine price.

NYC

LOOSE: MODULAR CORNERS

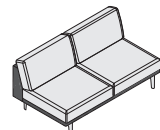
TITLE	SERIES	MODEL	STYLE	DIMENSIONS	COM	COL	Textile Upholstery Grades										Leather Upholstery Grades								
							YDG	SQFT	COM	A	B	COL	C	D	E	F	G	H	I	J	K	L	M	W	X
Modular 135 Degree Corner Loose No Back 	NY	14	6	42W x 34.5D x 25.25H	5	59	3,547	3,989	4,228	4,457	4,699	4,938	5,200	5,460	5,769	6,172	6,651	7,129	7,598	8,078	4,980	5,365	6,854	7,514	8,280
Modular 150 Degree Corner Loose No Back 	NY	15	6	40.38W x 34.5D x 25.25H	4.5	59	3,547	3,945	4,161	4,367	4,582	4,800	5,033	5,269	5,547	5,909	6,340	6,769	7,195	7,624	4,980	5,365	6,854	7,514	8,280
Modular 90 Degree Corner Loose No Back 	NY	16	6	47.88W x 34.5D x 25.25H	4.5	72	3,703	4,054	4,246	4,432	4,624	4,814	5,023	5,232	5,481	5,802	6,183	6,567	6,943	7,326	5,472	5,947	7,713	8,352	9,312

To Order Select Below

1. Series/Model/Style

- NY146
NYC Modular, 135° Corner, Loose, No Back
- NY156
NYC Modular, 150° Corner, Loose, No Back
- NY166
NYC Modular, 90° Corner, Loose, No Back

2. Upholstery Style

- Upholstery Style**
DF DUAL UPHOLSTERY
Dual upholstery option allows for a second textile to be applied to NYC seats and backs.

- 135° Corner**
Plinth 3.0 yds
Seat 2.0 yds
- 150° Corner**
Plinth 3.0 yds
Seat 2.0 yds
- 90° Corner**
Plinth 3.0 yds
Seat 2.0 yds

3. Leg Choice

- Leg Choice**
C1 ALUMINUM LEGS WITH ADJUSTABLE GLIDES

4. Leg Finish

- Standard Powder Coat**
 - BL BLUE
 - BM BLACK MATTE
 - CP CHAMPAGNE
 - DB DARK BRONZE
 - DG DARK GRAY
 - DP DUSTY PINK
 - DS DARK SAGE
 - LG LIGHT GRAY
 - LL LILAC GRAY
 - LP LIGHT PISTACHIO
 - LR LIPSTICK RED
 - MB MIDNIGHT BLUE
 - MG MEADOW GREEN
 - MK MILK
 - MS METALLIC SILVER
 - NK NICKEL
 - OC OCHRE
 - PY PALE YELLOW
 - RO RED ORANGE
 - RR RUSTY RED
 - SB SOFT BLUE
 - SD SAND
 - TC TERRACOTTA
 - TP TAUPE
- Polished Metal**
AL POLISHED ALUMINUM/CHROME +232
Chrome rails with polished aluminum legs.

5. Power

- Power**
Refer to power ordering steps on [page 7](#).

6. Options

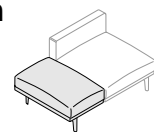
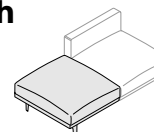
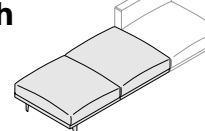
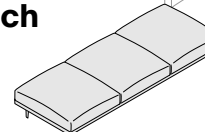
- Options**
CT CONTRASTING THREAD

7. Upholstery

- Upholstery**
See [general information section](#) for details on textile program and COM/COL information.
Yardages provided are for non-directional fabrics that are applied railroaded. Directional fabrics may require additional yardage.
When specifying dual upholstery models, the higher of the two grades will determine price.

NYC

LOOSE: MODULAR IN-LINE BENCHES

TITLE	SERIES	MODEL	STYLE	DIMENSIONS	COM	COL	Textile Upholstery Grades										Leather Upholstery Grades								
							YDG	SQFT	COM	A	B	C	D	E	F	G	H	I	J	K	L	M	W	X	Y
Modular 2/3-Seat In-line Bench Loose 	NY	07	6	20W x 34.5D x 17.5H	3	47	1,904	2,177	2,322	2,465	2,614	2,760	2,921	3,085	3,274	3,524	3,818	4,113	4,404	4,700	2,921	3,182	4,102	4,515	5,277
Modular One-Seat In-line Bench Loose 	NY	04	6	30W x 34.5D x 17.5H	3	58	2,222	2,494	2,641	2,783	2,932	3,079	3,239	3,403	3,593	3,842	4,134	4,429	4,721	5,017	3,488	3,813	4,958	5,481	6,434
Modular Two-Seat In-line Bench Loose 	NY	05	6	60W x 34.5D x 17.5H	5.5	115	3,491	3,945	4,189	4,427	4,674	4,919	5,190	5,458	5,775	6,188	6,681	7,175	7,658	8,149	5,747	6,343	8,394	9,350	11,098
Modular Three-Seat In-line Bench Loose 	NY	06	6	90W x 34.5D x 17.5H	7.5	173	5,076	5,712	6,056	6,389	6,733	7,077	7,455	7,833	8,278	8,854	9,543	10,234	10,911	11,600	8,357	9,224	12,208	13,594	16,140

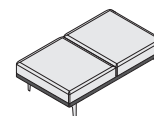
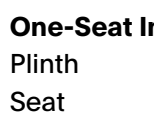
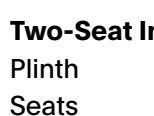
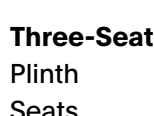
To Order Select Below

1. Series/Model/Style

- NY076
NYC Modular, 2/3-Seat In-line Bench, Loose
- NY046
NYC Modular, One-Seat In-line Bench, Loose
- NY056
NYC Modular, Two-Seat In-line Bench, Loose
- NY066
NYC Modular, Three-Seat In-line Bench, Loose

2. Upholstery Style

- Upholstery Style**
DF DUAL UPHOLSTERY

Dual upholstery option allows for a second textile to be applied to NYC seats and backs.
- 
2/3-Seat In-Line Bench
Plinth 1.5 yds
Seat 2.0 yds
- 
One-Seat In-Line Bench
Plinth 1.5 yds
Seat 2.5 yds
- 
Two-Seat In-Line Bench
Plinth 2.0 yds
Seats 4.0 yds
- 
Three-Seat In-Line Bench
Plinth 2.0 yds
Seats 5.5 yds

3. Leg Choice

- Leg Choice**
C1 ALUMINUM LEGS WITH ADJUSTABLE GLIDES

4. Leg Finish

- Standard Powder Coat**

BL	BLUE	MG	MEADOW GREEN
BM	BLACK MATTE	MK	MILK
CP	CHAMPAGNE	MS	METALLIC SILVER
DB	DARK BRONZE	NK	NICKEL
DG	DARK GRAY	OC	OCHRE
DP	DUSTY PINK	PY	PALE YELLOW
DS	DARK SAGE	RO	RED ORANGE
LG	LIGHT GRAY	RR	RUSTY RED
LL	LILAC GRAY	SB	SOFT BLUE
LP	LIGHT PISTACHIO	SD	SAND
LR	LIPSTICK RED	TC	TERRACOTTA
MB	MIDNIGHT BLUE	TP	TAUPE
- Polished Metal**

	1-Seat	2-Seat	3-Seat	
AL	POLISHED ALUMINUM/CHROME	+232	+232	+309

Chrome rails with polished aluminum legs.

5. Power

- Power**
Refer to power ordering steps on [page 7](#).

6. Options

- Options**
CT CONTRASTING THREAD

7. Upholstery

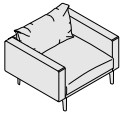
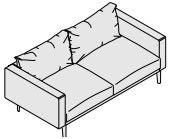
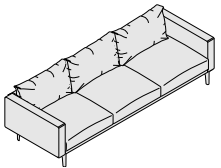
- Upholstery**
See general information section for details on textile program and COM/COL information.

Yardages provided are for non-directional fabrics that are applied railroaded. Directional fabrics may require additional yardage.

When specifying dual upholstery models, the higher of the two grades will determine price.

NYC

LOOSE: STAND ALONE SEATING, 4IN ARM

TITLE	SERIES	MODEL	STYLE	DIMENSIONS	COM	COL	Textile Upholstery Grades													Leather Upholstery Grades						
							YDG	SQFT	COM	A	B	C	D	E	F	G	H	I	J	K	L	M	W	X	Y	E1
Stand Alone Club Chair Loose 4in Arm Full Back Cushion 	NY	11	5	B24	38W x 34.5D x 31H	7	112	4,714	5,331	5,664	5,988	6,321	6,659	7,026	7,394	7,825	8,387	9,056	9,724	10,382	11,054	7,468	8,209	11,068	12,023	13,531
Stand Alone Two-Seat Sofa Loose 4in Arm Full Back Cushion 	NY	12	5	B24	68W x 34.5D x 31H	11	169	7,029	7,907	8,387	8,848	9,327	9,805	10,331	10,853	11,471	12,275	13,232	14,188	15,129	16,086	11,158	12,270	16,556	18,903	21,355
Stand Alone Three-Seat Sofa Loose 4in Arm Full Back Cushion 	NY	13	5	B24	98W x 34.5D x 31H	14	233	9,343	10,485	11,109	11,709	12,331	12,953	13,635	14,318	15,120	16,162	17,405	18,649	19,872	21,115	15,044	16,579	22,498	25,992	29,478

To Order Select Below

1. Series/Model/Style/Arm

- NY115B24

NYC
Stand Alone, Club Chair
Loose, 4in Arm,
Full Back Cushion
- NY125B24

NYC
Stand Alone, Two-Seat
Sofa, Loose, 4in Arm,
Full Back Cushion
- NY135B24

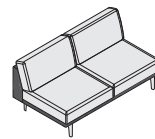
NYC
Stand Alone, Three-Seat
Sofa, Loose, 4in Arm,
Full Back Cushion

2. Upholstery Style

- Upholstery Style**

DF DUAL UPHOLSTERY

Dual upholstery option allows for a second textile to be applied to NYC seats and backs.



Club Chair
Plinth and Arms 4.5 yds
Seat and Back 3.2 yds

Two-Seat Sofa
Plinth and Arms 5.5 yds
Seats and Backs 5.5 yds

Three-Seat Sofa
Plinth and Arms 6.5 yds
Seats and Backs 8.5 yds

3. Leg Choice

- Leg Choice**

C1 ALUMINUM LEGS WITH ADJUSTABLE GLIDES

4. Leg Finish

- Standard Powder Coat**

BL	BLUE	MG	MEADOW GREEN
BM	BLACK MATTE	MK	MILK
CP	CHAMPAGNE	MS	METALLIC SILVER
DB	DARK BRONZE	NK	NICKEL
DG	DARK GRAY	OC	OCHRE
DP	DUSTY PINK	PY	PALE YELLOW
DS	DARK SAGE	RO	RED ORANGE
LG	LIGHT GRAY	RR	RUSTY RED
LL	LILAC GRAY	SB	SOFT BLUE
LP	LIGHT PISTACHIO	SD	SAND
LR	LIPSTICK RED	TC	TERRACOTTA
MB	MIDNIGHT BLUE	TP	TAUPE
- Polished Metal**

	1-Seat	2-Seat	3-Seat	
AL	POLISHED ALUMINUM/CHROME	+232	+232	+309

Chrome rails with polished aluminum legs.

5. Power

- Power**

Refer to power ordering steps on [page 7](#).

6. Options

- Options**

CT CONTRASTING THREAD

7. Upholstery

- Upholstery**

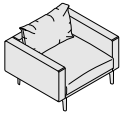
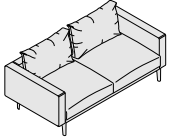
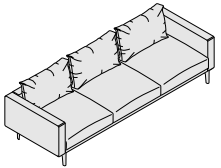
See [general information section](#) for details on textile program and COM/COL information.

Yardages provided are for non-directional fabrics that are applied railroaded. Directional fabrics may require additional yardage.

When specifying dual upholstery models, the higher of the two grades will determine price.

NYC

LOOSE: STAND ALONE SEATING, 4IN ARM

TITLE	SERIES	MODEL	STYLE	DIMENSIONS	COM	COL	Textile Upholstery Grades										Leather Upholstery Grades									
							YDG	SQFT	COM	A	B	C	D	E	F	G	H	I	J	K	L	M	W	X	Y	E1
Stand Alone Club Chair Loose 4in Arm Partial Back Cushion 	NY	11	4	B24	38W x 34.5D x 31H	7	112	4,714	5,331	5,664	5,988	6,321	6,659	7,026	7,394	7,825	8,387	9,056	9,724	10,382	11,054	7,468	8,209	11,068	12,023	13,531
Stand Alone Two-Seat Sofa Loose 4in Arm Partial Back Cushion 	NY	12	4	B24	68W x 34.5D x 31H	11	169	7,029	7,907	8,387	8,848	9,327	9,805	10,331	10,853	11,471	12,275	13,232	14,188	15,129	16,086	11,158	12,270	16,556	18,903	21,355
Stand Alone Three-Seat Sofa Loose 4in Arm Partial Back Cushion 	NY	13	4	B24	98W x 34.5D x 31H	14	233	9,343	10,485	11,109	11,709	12,331	12,953	13,635	14,318	15,120	16,162	17,405	18,649	19,872	21,115	15,044	16,579	22,498	25,992	29,478

To Order Select Below

1. Series/Model/Style/Arm

- NY114B24

NYC
Stand Alone, Club Chair
Loose, 4in Arm,
Partial Back Cushion
- NY124B24

NYC
Stand Alone, Two-Seat
Sofa, Loose, 4in Arm,
Partial Back Cushion
- NY134B24

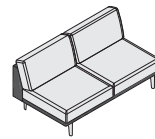
NYC
Stand Alone, Three-Seat
Sofa, Loose, 4in Arm,
Partial Back Cushion

2. Upholstery Style

- Upholstery Style**

DF DUAL UPHOLSTERY

Dual upholstery option allows for a second textile to be applied to NYC seats and backs.



Club Chair
Plinth and Arms 4.5 yds
Seat and Back 3.2 yds

Two-Seat Sofa
Plinth and Arms 5.5 yds
Seats and Backs 5.5 yds

Three-Seat Sofa
Plinth and Arms 6.5 yds
Seats and Backs 8.5 yds

3. Leg Choice

- Leg Choice**

C1 ALUMINUM LEGS WITH ADJUSTABLE GLIDES

4. Leg Finish

- Standard Powder Coat**

BL	BLUE	MG	MEADOW GREEN
BM	BLACK MATTE	MK	MILK
CP	CHAMPAGNE	MS	METALLIC SILVER
DB	DARK BRONZE	NK	NICKEL
DG	DARK GRAY	OC	OCHRE
DP	DUSTY PINK	PY	PALE YELLOW
DS	DARK SAGE	RO	RED ORANGE
LG	LIGHT GRAY	RR	RUSTY RED
LL	LILAC GRAY	SB	SOFT BLUE
LP	LIGHT PISTACHIO	SD	SAND
LR	LIPSTICK RED	TC	TERRACOTTA
MB	MIDNIGHT BLUE	TP	TAUPE
- Polished Metal**

	1-Seat	2-Seat	3-Seat	
AL	POLISHED ALUMINUM/CHROME	+232	+232	+309

Chrome rails with polished aluminum legs.

5. Power

- Power**

Refer to power ordering steps on [page 7](#).

6. Options

- Options**

CT CONTRASTING THREAD

7. Upholstery

- Upholstery**

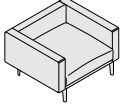
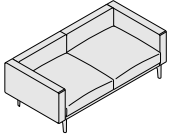
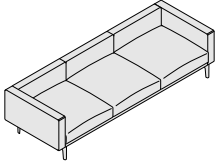
See [general information section](#) for details on textile program and COM/COL information.

Yardages provided are for non-directional fabrics that are applied railroaded. Directional fabrics may require additional yardage.

When specifying dual upholstery models, the higher of the two grades will determine price.

NYC

LOOSE: STAND ALONE SEATING, 4IN ARM

TITLE	SERIES	MODEL	STYLE	DIMENSIONS	COM	COL	Textile Upholstery Grades										Leather Upholstery Grades									
							YDG	SQFT	COM	A	B	C	D	E	F	G	H	I	J	K	L	M	W	X	Y	E1
Stand Alone Club Chair Loose 4in Arm No Back 	NY	11	6	B24	38W x 34.5D x 25.25H	6	90	4,213	4,741	5,027	5,306	5,592	5,879	6,195	6,509	6,880	7,360	7,934	8,509	9,072	9,647	6,432	7,030	9,334	10,193	11,426
Stand Alone Two-Seat Sofa Loose 4in Arm No Back 	NY	12	6	B24	68W x 34.5D x 25.25H	8.5	128	6,026	6,728	7,112	7,484	7,862	8,247	8,666	9,085	9,579	10,222	10,987	11,752	12,506	13,272	9,172	10,019	13,285	16,189	18,204
Stand Alone Three-Seat Sofa Loose 4in Arm No Back 	NY	13	6	B24	98W x 34.5D x 25.25H	11	173	7,838	8,805	9,332	9,842	10,368	10,893	11,469	12,048	12,725	13,607	14,660	15,711	16,747	17,802	12,078	13,222	17,625	21,582	24,309

To Order Select Below

1. Series/Model/Style/Arm

- NY116B24

NYC
Stand Alone, Club Chair
Loose, 4in Arm,
No Back
- NY126B24

NYC
Stand Alone, Two-Seat
Sofa, Loose, 4in Arm,
No Back
- NY136B24

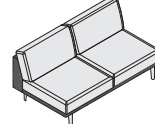
NYC
Stand Alone, Three-Seat
Sofa, Loose, 4in Arm,
No Back

2. Upholstery Style

- Upholstery Style**

DF DUAL UPHOLSTERY

Dual upholstery option allows for a second textile to be applied to NYC seats and backs.



Club Chair
Plinth and Arms 4.5 yds
Seat 2.0 yds

Two-Seat Sofa
Plinth and Arms 5.5 yds
Seats 3.0 yds

Three-Seat Sofa
Plinth and Arms 6.5 yds
Seats 4.5 yds

3. Leg Choice

- Leg Choice**

C1 ALUMINUM LEGS WITH ADJUSTABLE GLIDES

4. Leg Finish

- Standard Powder Coat**

BL	BLUE	MG	MEADOW GREEN
BM	BLACK MATTE	MK	MILK
CP	CHAMPAGNE	MS	METALLIC SILVER
DB	DARK BRONZE	NK	NICKEL
DG	DARK GRAY	OC	OCHRE
DP	DUSTY PINK	PY	PALE YELLOW
DS	DARK SAGE	RO	RED ORANGE
LG	LIGHT GRAY	RR	RUSTY RED
LL	LILAC GRAY	SB	SOFT BLUE
LP	LIGHT PISTACHIO	SD	SAND
LR	LIPSTICK RED	TC	TERRACOTTA
MB	MIDNIGHT BLUE	TP	TAUPE
- Polished Metal**

	1-Seat	2-Seat	3-Seat
AL	POLISHED ALUMINUM/CHROME	+232	+232

Chrome rails with polished aluminum legs.

5. Power

- Power**

Refer to power ordering steps on [page 7](#).

6. Options

- Options**

CT CONTRASTING THREAD

7. Upholstery

- Upholstery**

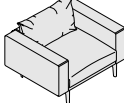

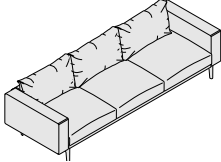
See [general information section](#) for details on textile program and COM/COL information.

Yardages provided are for non-directional fabrics that are applied railroaded. Directional fabrics may require additional yardage.

When specifying dual upholstery models, the higher of the two grades will determine price.

NYC

LOOSE: STAND ALONE SEATING, 6IN ARM

TITLE	SERIES	MODEL	STYLE	DIMENSIONS	COM	COL	Textile Upholstery Grades										Leather Upholstery Grades									
							YDG	SQFT	COM	A	B	C	D	E	F	G	H	I	J	K	L	M	W	X	Y	E1
Stand Alone Club Chair Loose 6in Arm Full Back Cushion 	NY	11	5	B26	42W x 34.5D x 31H	7	118	4,714	5,331	5,664	5,988	6,321	6,659	7,026	7,394	7,825	8,387	9,056	9,724	10,382	11,054	7,580	8,352	11,327	12,354	13,932
Stand Alone Two-Seat Sofa Loose 6in Arm Full Back Cushion 	NY	12	5	B26	72W x 34.5D x 31H	11	175	7,029	7,907	8,387	8,848	9,327	9,805	10,331	10,853	11,471	12,275	13,232	14,188	15,129	16,086	11,268	12,413	16,816	19,235	21,755
Stand Alone Three-Seat Sofa Loose 6in Arm Full Back Cushion 	NY	13	5	B26	102W x 34.5D x 31H	14	239	9,343	10,485	11,109	11,709	12,331	12,953	13,635	14,318	15,120	16,162	17,405	18,649	19,872	21,115	15,155	16,722	22,757	25,992	29,877

To Order Select Below

1. Series/Model/Style/Arm

- NY115B26

NYC
Stand Alone, Club Chair
Loose, 6in Arm,
Full Back Cushion
- NY125B26

NYC
Stand Alone, Two-Seat
Sofa, Loose, 6in Arm,
Full Back Cushion
- NY135B26

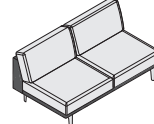
NYC
Stand Alone, Three-Seat
Sofa, Loose, 6in Arm,
Full Back Cushion

2. Upholstery Style

- Upholstery Style**

DF DUAL UPHOLSTERY

Dual upholstery option allows for a second textile to be applied to NYC seats and backs.



Club Chair
Plinth and Arms 4.5 yds
Seat and Back 3.2 yds

Two-Seat Sofa
Plinth and Arms 5.5 yds
Seats and Backs 5.5 yds

Three-Seat Sofa
Plinth and Arms 6.5 yds
Seats and Backs 8.5 yds

3. Leg Choice

- Leg Choice**

C1 ALUMINUM LEGS WITH ADJUSTABLE GLIDES

4. Leg Finish

- Standard Powder Coat**

BL	BLUE	MG	MEADOW GREEN
BM	BLACK MATTE	MK	MILK
CP	CHAMPAGNE	MS	METALLIC SILVER
DB	DARK BRONZE	NK	NICKEL
DG	DARK GRAY	OC	OCHRE
DP	DUSTY PINK	PY	PALE YELLOW
DS	DARK SAGE	RO	RED ORANGE
LG	LIGHT GRAY	RR	RUSTY RED
LL	LILAC GRAY	SB	SOFT BLUE
LP	LIGHT PISTACHIO	SD	SAND
LR	LIPSTICK RED	TC	TERRACOTTA
MB	MIDNIGHT BLUE	TP	TAUPE
- Polished Metal**

	1-Seat	2-Seat	3-Seat	
AL	POLISHED ALUMINUM/CHROME	+232	+232	+309

Chrome rails with polished aluminum legs.

5. Power

- Power**

Refer to power ordering steps on [page 7](#).

6. Options

- Options**

CT CONTRASTING THREAD

7. Upholstery

- Upholstery**

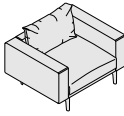
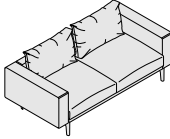
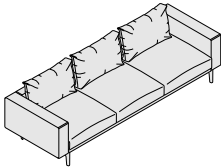
See general information section for details on textile program and COM/COL information.

Yardages provided are for non-directional fabrics that are applied railroaded. Directional fabrics may require additional yardage.

When specifying dual upholstery models, the higher of the two grades will determine price.

NYC

LOOSE: STAND ALONE SEATING, 6IN ARM

TITLE	SERIES	MODEL	STYLE	DIMENSIONS	COM	COL	Textile Upholstery Grades															Leather Upholstery Grades				
							YDG	SQFT	COM	A	B	C	D	E	F	G	H	I	J	K	L	M	W	X	Y	E1
Stand Alone Club Chair Loose 6in Arm Partial Back Cushion 	NY	11	4	B26	42W x 34.5D x 31H	7	118	4,714	5,331	5,664	5,988	6,321	6,659	7,026	7,394	7,825	8,387	9,056	9,724	10,382	11,054	7,580	8,352	11,327	12,354	13,932
Stand Alone Two-Seat Sofa Loose 6in Arm Partial Back Cushion 	NY	12	4	B26	72W x 34.5D x 31H	11	175	7,029	7,907	8,387	8,848	9,327	9,805	10,331	10,853	11,471	12,275	13,232	14,188	15,129	16,086	11,268	12,413	16,816	19,235	21,755
Stand Alone Three-Seat Sofa Loose 6in Arm Partial Back Cushion 	NY	13	4	B26	102W x 34.5D x 31H	14	239	9,343	10,485	11,109	11,709	12,331	12,953	13,635	14,318	15,120	16,162	17,405	18,649	19,872	21,115	15,155	16,722	22,757	25,992	29,877

To Order Select Below

1. Series/Model/Style/Arm

- NY114B26

NYC
Stand Alone, Club Chair
Loose, 6in Arm,
Partial Back Cushion
- NY124B26

NYC
Stand Alone, Two-Seat
Sofa, Loose, 6in Arm,
Partial Back Cushion
- NY134B26

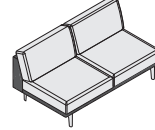
NYC
Stand Alone, Three-Seat
Sofa, Loose, 6in Arm,
Partial Back Cushion

2. Upholstery Style

- Upholstery Style**

DF DUAL UPHOLSTERY

Dual upholstery option allows for a second textile to be applied to NYC seats and backs.



Club Chair
Plinth and Arms 4.5 yds
Seat and Back 3.2 yds

Two-Seat Sofa
Plinth and Arms 5.5 yds
Seats and Backs 5.5 yds

Three-Seat Sofa
Plinth and Arms 6.5 yds
Seats and Backs 8.5 yds

3. Leg Choice

- Leg Choice**

C1 ALUMINUM LEGS WITH ADJUSTABLE GLIDES

4. Leg Finish

- Standard Powder Coat**

BL	BLUE	MG	MEADOW GREEN
BM	BLACK MATTE	MK	MILK
CP	CHAMPAGNE	MS	METALLIC SILVER
DB	DARK BRONZE	NK	NICKEL
DG	DARK GRAY	OC	OCHRE
DP	DUSTY PINK	PY	PALE YELLOW
DS	DARK SAGE	RO	RED ORANGE
LG	LIGHT GRAY	RR	RUSTY RED
LL	LILAC GRAY	SB	SOFT BLUE
LP	LIGHT PISTACHIO	SD	SAND
LR	LIPSTICK RED	TC	TERRACOTTA
MB	MIDNIGHT BLUE	TP	TAUPE
- Polished Metal**

	1-Seat	2-Seat	3-Seat	
AL	POLISHED ALUMINUM/CHROME	+232	+232	+309

Chrome rails with polished aluminum legs.

5. Power

- Power**

Refer to power ordering steps on [page 7](#).

6. Options

- Options**

CT CONTRASTING THREAD

7. Upholstery

- Upholstery**

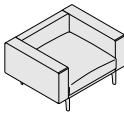
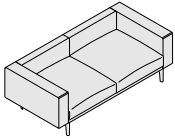
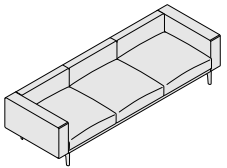
See [general information section](#) for details on textile program and COM/COL information.

Yardages provided are for non-directional fabrics that are applied railroaded. Directional fabrics may require additional yardage.

When specifying dual upholstery models, the higher of the two grades will determine price.

NYC

LOOSE: STAND ALONE SEATING, 6IN ARM

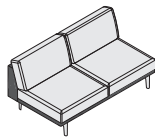
TITLE	SERIES	MODEL	STYLE	DIMENSIONS	YDG	SQFT	Textile Upholstery Grades										Leather Upholstery Grades									
							COM	COL	COM	A	B	C	D	E	F	G	H	I	J	K	L	M	W	X	Y	E1
Stand Alone Club Chair Loose 6in Arm No Back 	NY	11	6	B26	42W x 34.5D x 25.25H	6	96	4,213	4,741	5,027	5,306	5,592	5,879	6,195	6,509	6,880	7,360	7,934	8,509	9,072	9,647	6,544	7,175	9,594	10,525	11,827
Stand Alone Two-Seat Sofa Loose 6in Arm No Back 	NY	12	6	B26	72W x 34.5D x 25.25H	8.5	134	6,026	6,728	7,112	7,484	7,862	8,247	8,666	9,085	9,579	10,222	10,987	11,752	12,506	13,272	9,284	10,162	13,544	16,544	18,630
Stand Alone Three-Seat Sofa Loose 6in Arm No Back 	NY	13	6	B26	102W x 34.5D x 25.25H	11	179	7,838	8,805	9,332	9,842	10,368	10,893	11,469	12,048	12,725	13,607	14,660	15,711	16,747	17,802	12,190	13,366	17,883	21,936	24,736

To Order Select Below

1. Series/Model/Style/Arm

- NY116B26
NYC Stand Alone, Club Chair Loose, 6in Arm, No Back
- NY126B26
NYC Stand Alone, Two-Seat Sofa, Loose, 6in Arm, No Back
- NY136B26
NYC Stand Alone, Three-Seat Sofa, Loose, 6in Arm, No Back

2. Upholstery Style

- DF DUAL UPHOLSTERY
Dual upholstery option allows for a second textile to be applied to NYC seats and backs.

- Club Chair
Plinth and Arms 4.5 yds
Seat 2.0 yds
- Two-Seat Sofa
Plinth and Arms 5.5 yds
Seats 3.0 yds
- Three-Seat Sofa
Plinth and Arms 6.5 yds
Seats 4.5 yds

3. Leg Choice

- C1 ALUMINUM LEGS WITH ADJUSTABLE GLIDES

4. Leg Finish

- Standard Powder Coat
 - BL BLUE
 - BM BLACK MATTE
 - CP CHAMPAGNE
 - DB DARK BRONZE
 - DG DARK GRAY
 - DP DUSTY PINK
 - DS DARK SAGE
 - LG LIGHT GRAY
 - LL LILAC GRAY
 - LP LIGHT PISTACHIO
 - LR LIPSTICK RED
 - MB MIDNIGHT BLUE
 - MG MEADOW GREEN
 - MK MILK
 - MS METALLIC SILVER
 - NK NICKEL
 - OC OCHRE
 - PY PALE YELLOW
 - RO RED ORANGE
 - RR RUSTY RED
 - SB SOFT BLUE
 - SD SAND
 - TC TERRACOTTA
 - TP TAUPE
- Polished Metal

	1-Seat	2-Seat	3-Seat
AL POLISHED ALUMINUM/CHROME	+232	+232	+309

Chrome rails with polished aluminum legs.

5. Power

- Power
Refer to power ordering steps on [page 7](#).

6. Options

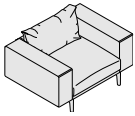
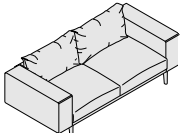
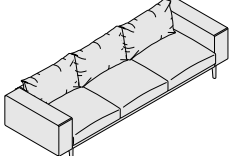
- CT CONTRASTING THREAD

7. Upholstery

- Upholstery
See [general information section](#) for details on textile program and COM/COL information.
Yardages provided are for non-directional fabrics that are applied railroaded. Directional fabrics may require additional yardage.
When specifying dual upholstery models, the higher of the two grades will determine price.

NYC

LOOSE: STAND ALONE SEATING, 9IN ARM

TITLE	SERIES	MODEL	STYLE	DIMENSIONS	COM	COL	Textile Upholstery Grades													Leather Upholstery Grades						
							YDG	SQFT	COM	A	B	C	D	E	F	G	H	I	J	K	L	M	W	X	Y	E1
Stand Alone Club Chair Loose 9in Arm Full Back Cushion 	NY	11	5	B29	48W x 34.5D x 31H	9	122	4,714	5,505	5,936	6,352	6,783	7,213	7,685	8,159	8,713	9,435	10,294	11,158	12,005	12,866	7,692	8,494	11,584	12,688	14,331
Stand Alone Two-Seat Sofa Loose 9in Arm Full Back Cushion 	NY	12	5	B29	78W x 34.5D x 31H	13	179	7,029	8,083	8,656	9,212	9,787	10,360	10,989	11,620	12,360	13,322	14,473	15,618	16,747	17,896	11,381	12,556	17,073	19,567	22,155
Stand Alone Three-Seat Sofa Loose 9in Arm Full Back Cushion 	NY	13	5	B29	108W x 34.5D x 31H	17	243	9,343	10,661	11,380	12,074	12,792	13,509	14,296	15,083	16,008	17,212	18,646	20,080	21,493	22,927	15,267	16,864	23,016	26,334	30,278

To Order Select Below

1. Series/Model/Style/Arm

- NY115B29

NYC
Stand Alone, Club Chair
Loose, 9in Arm,
Full Back Cushion
- NY125B29

NYC
Stand Alone, Two-Seat
Sofa, Loose, 9in Arm,
Full Back Cushion
- NY135B29

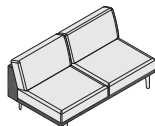
NYC
Stand Alone, Three-Seat
Sofa, Loose, 9in Arm,
Full Back Cushion

2. Upholstery Style

- Upholstery Style**

DF DUAL UPHOLSTERY

Dual upholstery option allows for a second textile to be applied to NYC seats and backs.



Club Chair
Plinth and Arms 7.0 yds
Seat and Back 3.2 yds

Two-Seat Sofa
Plinth and Arms 7.5 yds
Seats and Backs 5.5 yds

Three-Seat Sofa
Plinth and Arms 9.0 yds
Seats and Backs 8.5 yds

3. Leg Choice

- Leg Choice**

C1 ALUMINUM LEGS WITH ADJUSTABLE GLIDES

4. Leg Finish

- Standard Powder Coat**

BL	BLUE	MG	MEADOW GREEN
BM	BLACK MATTE	MK	MILK
CP	CHAMPAGNE	MS	METALLIC SILVER
DB	DARK BRONZE	NK	NICKEL
DG	DARK GRAY	OC	OCHRE
DP	DUSTY PINK	PY	PALE YELLOW
DS	DARK SAGE	RO	RED ORANGE
LG	LIGHT GRAY	RR	RUSTY RED
LL	LILAC GRAY	SB	SOFT BLUE
LP	LIGHT PISTACHIO	SD	SAND
LR	LIPSTICK RED	TC	TERRACOTTA
MB	MIDNIGHT BLUE	TP	TAUPE
- Polished Metal**

	1-Seat	2-Seat	3-Seat	
AL	POLISHED ALUMINUM/CHROME	+232	+232	+309

Chrome rails with polished aluminum legs.

5. Power

- Power**

Refer to power ordering steps on [page 7](#).

6. Options

- Options**

CT CONTRASTING THREAD

7. Upholstery

- Upholstery**

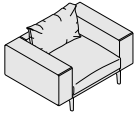

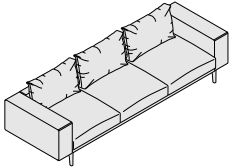
See general information section for details on textile program and COM/COL information.

Yardages provided are for non-directional fabrics that are applied railroaded. Directional fabrics may require additional yardage.

When specifying dual upholstery models, the higher of the two grades will determine price.

NYC

LOOSE: STAND ALONE SEATING, 9IN ARM

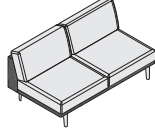
TITLE	SERIES	MODEL	STYLE	DIMENSIONS	YDG	SQFT	Textile Upholstery Grades											Leather Upholstery Grades								
							COM	COL	COM	A	B	COL	C	D	E	F	G	H	I	J	K	L	M	W	X	Y
Stand Alone Club Chair Loose 9in Arm Partial Back Cushion 	NY	11	4	B29	48W x 34.5D x 31H	9	122	4,714	5,505	5,936	6,352	6,783	7,213	7,685	8,159	8,713	9,435	10,294	11,158	12,005	12,866	7,692	8,494	11,584	12,688	14,331
Stand Alone Two-Seat Sofa Loose 9in Arm Partial Back Cushion 	NY	12	4	B29	78W x 34.5D x 31H	13	179	7,029	8,083	8,656	9,212	9,787	10,360	10,989	11,620	12,360	13,322	14,473	15,618	16,747	17,896	11,381	12,556	17,073	19,567	22,155
Stand Alone Three-Seat Sofa Loose 9in Arm Partial Back Cushion 	NY	13	4	B29	108W x 34.5D x 31H	17	243	9,343	10,661	11,380	12,074	12,792	13,509	14,296	15,083	16,008	17,212	18,646	20,080	21,493	22,927	15,267	16,864	23,016	26,334	30,278

To Order Select Below

1. Series/Model/Style/Arm

- NY114B29
NYC Stand Alone, Club Chair Loose, 9in Arm, Partial Back Cushion
- NY124B29
NYC Stand Alone, Two-Seat Sofa, Loose, 9in Arm, Partial Back Cushion
- NY134B29
NYC Stand Alone, Three-Seat Sofa, Loose, 9in Arm, Partial Back Cushion

2. Upholstery Style

- DF DUAL UPHOLSTERY
Dual upholstery option allows for a second textile to be applied to NYC seats and backs.
- 
Club Chair
Plinth and Arms 7.0 yds
Seat and Back 3.2 yds
- Two-Seat Sofa**
Plinth and Arms 7.5 yds
Seats and Backs 5.5 yds
- Three-Seat Sofa**
Plinth and Arms 9.0 yds
Seats and Backs 8.5 yds

3. Leg Choice

- C1 ALUMINUM LEGS WITH ADJUSTABLE GLIDES

4. Leg Finish

- Standard Powder Coat**
 - BL BLUE
 - BM BLACK MATTE
 - CP CHAMPAGNE
 - DB DARK BRONZE
 - DG DARK GRAY
 - DP DUSTY PINK
 - DS DARK SAGE
 - LG LIGHT GRAY
 - LL LILAC GRAY
 - LP LIGHT PISTACHIO
 - LR LIPSTICK RED
 - MB MIDNIGHT BLUE
 - MG MEADOW GREEN
 - MK MILK
 - MS METALLIC SILVER
 - NK NICKEL
 - OC OCHRE
 - PY PALE YELLOW
 - RO RED ORANGE
 - RR RUSTY RED
 - SB SOFT BLUE
 - SD SAND
 - TC TERRACOTTA
 - TP TAUPE
- Polished Metal**

	1-Seat	2-Seat	3-Seat
AL POLISHED ALUMINUM/CHROME	+232	+232	+309

Chrome rails with polished aluminum legs.

5. Power

- Power**
Refer to power ordering steps on [page 7](#).

6. Options

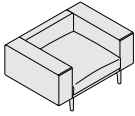
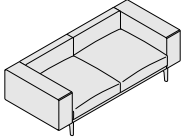
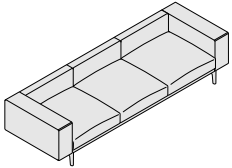
- CT CONTRASTING THREAD

7. Upholstery

- Upholstery**
See [general information section](#) for details on textile program and COM/COL information.
- Yardages provided are for non-directional fabrics that are applied railroaded. Directional fabrics may require additional yardage.
- When specifying dual upholstery models, the higher of the two grades will determine price.

NYC

LOOSE: STAND ALONE SEATING, 9IN ARM

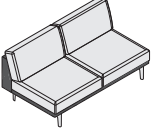
TITLE	SERIES	MODEL	STYLE	DIMENSIONS	YDG	SQFT	Textile Upholstery Grades										Leather Upholstery Grades									
							COM	COL	COM	A	B	C	D	E	F	G	H	I	J	K	L	M	W	X	Y	E1
Stand Alone Club Chair Loose 9in Arm No Back 	NY	11	6	B29	48W x 34.5D x 25.25H	8	100	4,213	4,915	5,298	5,670	6,051	6,434	6,855	7,274	7,768	8,408	9,173	9,939	10,692	11,459	6,657	7,315	9,851	10,856	12,227
Stand Alone Two-Seat Sofa Loose 9in Arm No Back 	NY	12	6	B29	78W x 34.5D x 25.25H	11	138	6,026	6,905	7,383	7,846	8,324	8,803	9,327	9,851	10,468	11,273	12,229	13,184	14,124	15,083	9,395	10,304	13,802	16,895	19,057
Stand Alone Three-Seat Sofa Loose 9in Arm No Back 	NY	13	6	B29	108W x 34.5D x 25.25H	13	183	7,838	8,980	9,605	10,204	10,827	11,448	12,133	12,813	13,616	14,658	15,903	17,145	18,368	19,610	12,301	13,506	18,142	22,291	25,163

To Order Select Below

1. Series/Model/Style/Arm

- NY116B29
NYC Stand Alone, Club Chair Loose, 6in Arm, No Back
- NY126B29
NYC Stand Alone, Two-Seat Sofa, Loose, 6in Arm, No Back
- NY136B29
NYC Stand Alone, Three-Seat Sofa, Loose, 6in Arm, No Back

2. Upholstery Style

- DF DUAL UPHOLSTERY
Dual upholstery option allows for a second textile to be applied to NYC seats and backs.
- 
Club Chair
Plinth and Arms 7.0 yds
Seat 2.0 yds
- Two-Seat Sofa**
Plinth and Arms 7.5 yds
Seats 3.0 yds
- Three-Seat Sofa**
Plinth and Arms 9.0 yds
Seats 4.5 yds

3. Leg Choice

- C1 ALUMINUM LEGS WITH ADJUSTABLE GLIDES

4. Leg Finish

- Standard Powder Coat**
 - BL BLUE
 - BM BLACK MATTE
 - CP CHAMPAGNE
 - DB DARK BRONZE
 - DG DARK GRAY
 - DP DUSTY PINK
 - DS DARK SAGE
 - LG LIGHT GRAY
 - LL LILAC GRAY
 - LP LIGHT PISTACHIO
 - LR LIPSTICK RED
 - MB MIDNIGHT BLUE
 - MG MEADOW GREEN
 - MK MILK
 - MS METALLIC SILVER
 - NK NICKEL
 - OC OCHRE
 - PY PALE YELLOW
 - RO RED ORANGE
 - RR RUSTY RED
 - SB SOFT BLUE
 - SD SAND
 - TC TERRACOTTA
 - TP TAUPE
- Polished Metal**

	1-Seat	2-Seat	3-Seat
AL POLISHED ALUMINUM/CHROME	+232	+232	+309

Chrome rails with polished aluminum legs.

5. Power

- Power**
Refer to power ordering steps on [page 7](#).

6. Options

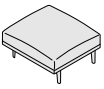
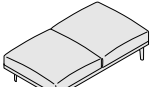
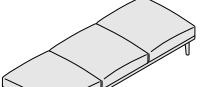
- CT CONTRASTING THREAD

7. Upholstery

- Upholstery**
See [general information section](#) for details on textile program and COM/COL information.
- Yardages provided are for non-directional fabrics that are applied railroaded. Directional fabrics may require additional yardage.
- When specifying dual upholstery models, the higher of the two grades will determine price.

NYC

LOOSE: STAND ALONE BENCHES

TITLE	SERIES	MODEL	STYLE	DIMENSIONS	COM	COL	Textile Upholstery Grades										Leather Upholstery Grades								
							YDG	SQFT	COM	A	B	C	D	E	F	G	H	I	J	K	L	M	W	X	Y
Stand Alone One-Seat Bench Loose 	NY	01	6	30W x 33.5D x 17.5H	3	58	2,858	3,127	3,274	3,416	3,566	3,713	3,874	4,038	4,228	4,477	4,769	5,066	5,356	5,651	4,148	4,496	5,668	6,225	7,181
Stand Alone Two-Seat Bench Loose 	NY	02	6	60W x 33.5D x 17.5H	5.5	115	3,491	3,945	4,189	4,427	4,674	4,919	5,190	5,458	5,775	6,188	6,681	7,175	7,658	8,149	5,747	6,343	8,394	9,350	11,098
Stand Alone Three-Seat Bench Loose 	NY	03	6	90W x 33.5D x 17.5H	7.5	173	5,076	5,712	6,056	6,389	6,733	7,077	7,455	7,833	8,278	8,854	9,543	10,234	10,911	11,600	8,357	9,224	12,208	13,594	16,140

To Order Select Below

1. Series/Model/Style

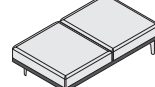
- NY016
NYC Stand Alone, One-Seat Bench, Loose
- NY026
NYC Stand Alone, Two-Seat Bench, Loose
- NY036
NYC Stand-Alone, Three-Seat Bench, Loose

2. Upholstery Style

- Upholstery Style**

DF DUAL UPHOLSTERY

Dual upholstery option allows for a second textile to be applied to NYC seats and backs.



One-Seat Stand Alone Bench
Plinth 1.5 yds
Seat 2.5 yds

Two-Seat Stand Alone Bench
Plinth 2.0 yds
Seats 4.0 yds

Three-Seat Stand Alone Bench
Plinth 2.0 yds
Seats 5.5 yds

3. Leg Choice

- Leg Choice**

C1 ALUMINUM LEGS WITH ADJUSTABLE GLIDES

4. Leg Finish

- Standard Powder Coat**

BL	BLUE	MG	MEADOW GREEN
BM	BLACK MATTE	MK	MILK
CP	CHAMPAGNE	MS	METALLIC SILVER
DB	DARK BRONZE	NK	NICKEL
DG	DARK GRAY	OC	OCHRE
DP	DUSTY PINK	PY	PALE YELLOW
DS	DARK SAGE	RO	RED ORANGE
LG	LIGHT GRAY	RR	RUSTY RED
LL	LILAC GRAY	SB	SOFT BLUE
LP	LIGHT PISTACHIO	SD	SAND
LR	LIPSTICK RED	TC	TERRACOTTA
MB	MIDNIGHT BLUE	TP	TAUPE
- Polished Metal**

	1-Seat	2-Seat	3-Seat
AL	POLISHED ALUMINUM/CHROME	+232	+232 +309

Chrome rails with polished aluminum legs.

5. Power

- Power**

Refer to power ordering steps on [page 7](#).

6. Options

- Options**

CT CONTRASTING THREAD

7. Upholstery

- Upholstery**

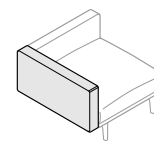
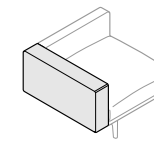
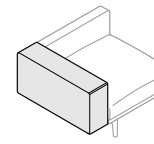
See general information section for details on textile program and COM/COL information.

Yardages provided are for non-directional fabrics that are applied railroaded. Directional fabrics may require additional yardage.

When specifying dual upholstery models, the higher of the two grades will determine price.

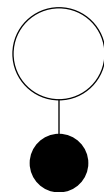
NYC

MODULAR ARMS

TITLE	SERIES	MODEL	STYLE	DIMENSIONS	COM YDG	COL SQFT	Textile Upholstery Grades										Leather Upholstery Grades								
							COM	A	B	C	D	E	F	G	H	I	J	K	L	M	W	X	Y	E1	E2
4inch Arm 	NY	24		4W x 33.5D x 16.5H	2.5	17	505	681	778	869	966	1,061	1,166	1,272	1,396	1,553	1,745	1,938	2,125	2,316	972	1,119	1,490	1,710	2,112
6inch Arm 	NY	26		6W x 33.5D x 16.5H	2.5	20	505	681	778	869	966	1,061	1,166	1,272	1,396	1,553	1,745	1,938	2,125	2,316	1,016	1,176	1,581	1,819	2,258
9inch Arm 	NY	29		9W x 33.5D x 16.5H	2.5	22	505	681	778	869	966	1,061	1,166	1,272	1,396	1,553	1,745	1,938	2,125	2,316	1,076	1,254	1,708	1,974	2,465

To Order Select Below

1. Series/Model



NY24
**NYC
4in Arm**

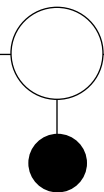
NY26

**NYC
6in Arm**

NY29

**NYC
9in Arm**

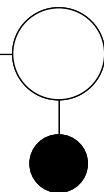
2. Arm Orientation



Arm Orientation

- L LEFT ORIENTATION WHEN SEATED
- R RIGHT ORIENTATION WHEN SEATED

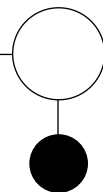
3. Options



Options

- CT CONTRASTING THREAD

4. Upholstery

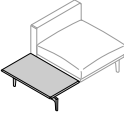
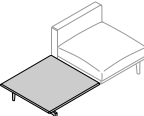
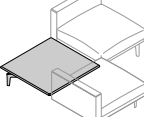
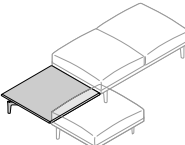


Upholstery

See general information section for details on textile program and COM/COL information.

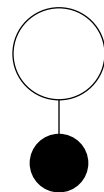
NYC

TABLES

						Customer's Own Top				
TITLE		SERIES	MODEL	STYLE	DIMENSIONS	COT	CS51	CS52	CS65	CS96
Modular 2/3 In-line Table		NY	53		20W x 33.5D x 11.5H	966	3,337	3,337	3,819	5,747
Modular Full In-line Table		NY	51		33.5W x 33.5D x 11.5H	1,126	5,902	5,902	6,866	9,759
Modular Corner In-line Table		NY	55		34.5W x 34.5D x 11.5H	1,126	5,902	5,902	6,866	9,759
Stand Alone Bench Corner Table		NY	57		33.5W x 33.5D x 11.5H	1,126	5,902	5,902	6,866	9,759

To Order Select Below

1. Series/Model/Style



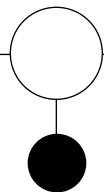
NY53
NYC Modular 2/3 In-line Table

NY51
NYC Modular Full In-line Table

NY055
NYC Modular Corner In-line Table

NY057
NYC Stand Alone Bench Corner Table

2. Top



Caesarstone

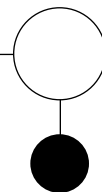
- CS51 JET BLACK
- CS52 SLEEK CONCRETE
- CS65 PURE WHITE
- CS96 STATUARIO NUVO

Customer's Own Top

COT CUSTOMER'S OWN TOP

Template for Customer's Own Top
Stylex will supply digital templates for all table styles, or you may request a physical template from Stylex Customer Service.

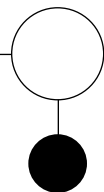
3. Leg Choice



Leg Choice

C1 ALUMINUM LEGS WITH ADJUSTABLE GLIDES

4. Leg Finish



Standard Powder Coat








- | | |
|--------------------|--------------------|
| BL BLUE | MG MEADOW GREEN |
| BM BLACK MATTE | MK MILK |
| CP CHAMPAGNE | MS METALLIC SILVER |
| DB DARK BRONZE | NK NICKEL |
| DG DARK GRAY | OC OCHRE |
| DP DUSTY PINK | PY PALE YELLOW |
| DS DARK SAGE | RO RED ORANGE |
| LG LIGHT GRAY | RR RUSTY RED |
| LL LILAC GRAY | SB SOFT BLUE |
| LP LIGHT PISTACHIO | SD SAND |
| LR LIPSTICK RED | TC TERRACOTTA |
| MB MIDNIGHT BLUE | TP TAUPE |

Polished Metal

AL POLISHED ALUMINUM/CHROME **+257**

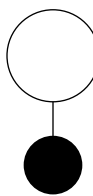
Chrome rails with polished aluminum legs.

NYC

TITLE	SERIES	MODEL	STYLE	DIMENSIONS	Textile Upholstery Grades											Leather Upholstery Grades									
					COM	COL	COM	A	B	COL	C	D	E	F	G	H	I	J	K	L	M	W	X	Y	E1
24 × 24in Throw Pillow 	NY	71		24 × 24	2	18	309	397	444	490	540	587	638	692	752	832	929	1,025	1,119	1,215	734	866	1,203	1,402	1,768
20 × 20in Throw Pillow 	NY	72		20 × 20	1	15	193	282	329	373	422	470	524	575	636	718	812	910	1,003	1,097	502	598	846	989	1,254
18 × 18in Throw Pillow 	NY	73		18 × 18	1	13	193	282	329	373	422	470	524	575	636	718	812	910	1,003	1,097	451	531	736	856	1,077
16 × 16in Throw Pillow 	NY	74		16 × 16	1	13	193	282	329	373	422	470	524	575	636	718	812	910	1,003	1,097	402	467	635	735	914
14 × 20in Throw Pillow 	NY	75		14 × 20	1	13	193	282	329	373	422	470	524	575	636	718	812	910	1,003	1,097	419	490	674	779	972
16 × 22in Throw Pillow 	NY	76		16 × 22	1	15	193	282	329	373	422	470	524	575	636	718	812	910	1,003	1,097	466	551	771	901	1,137
18in Round Throw Pillow 	NY	77		18 × 18	1	11	193	282	329	373	422	470	524	575	636	718	812	910	1,003	1,097	451	531	736	856	1,077

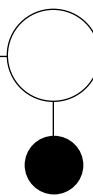
To Order Select Below

1. Series/Model



NY71	24 X 24 THROW PILLOW
NY72	20 X 20 THROW PILLOW
NY73	18 X 18 THROW PILLOW
NY74	16 X 16 THROW PILLOW
NY75	14 X 20 THROW PILLOW
NY76	16 X 22 THROW PILLOW
NY77	18IN ROUND THROW PILLOW

2. Cushion Sewing Pattern

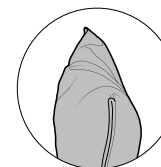


Cushion Sewing Pattern

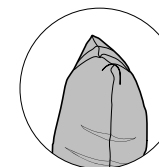
1	GUSSET (STYLE USED ON LOOSE BACK CUSHIONS)
2	PINCH (OVERSIZED SEAM ON SIDES)
3	PANEL (TRADITIONAL LOW-PROFILE SEAM)



Gusset
Not available on Round Pillows



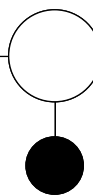
Pinch



Panel

NYC throw cushions are filled with a down and feather blend.

3. Options

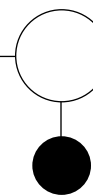


Options

CT	CONTRASTING THREAD
----	--------------------

Contrasting thread is only available on pillows in the pinch style.

4. Upholstery



Upholstery

See general information section for details on textile program and COM/COL information.